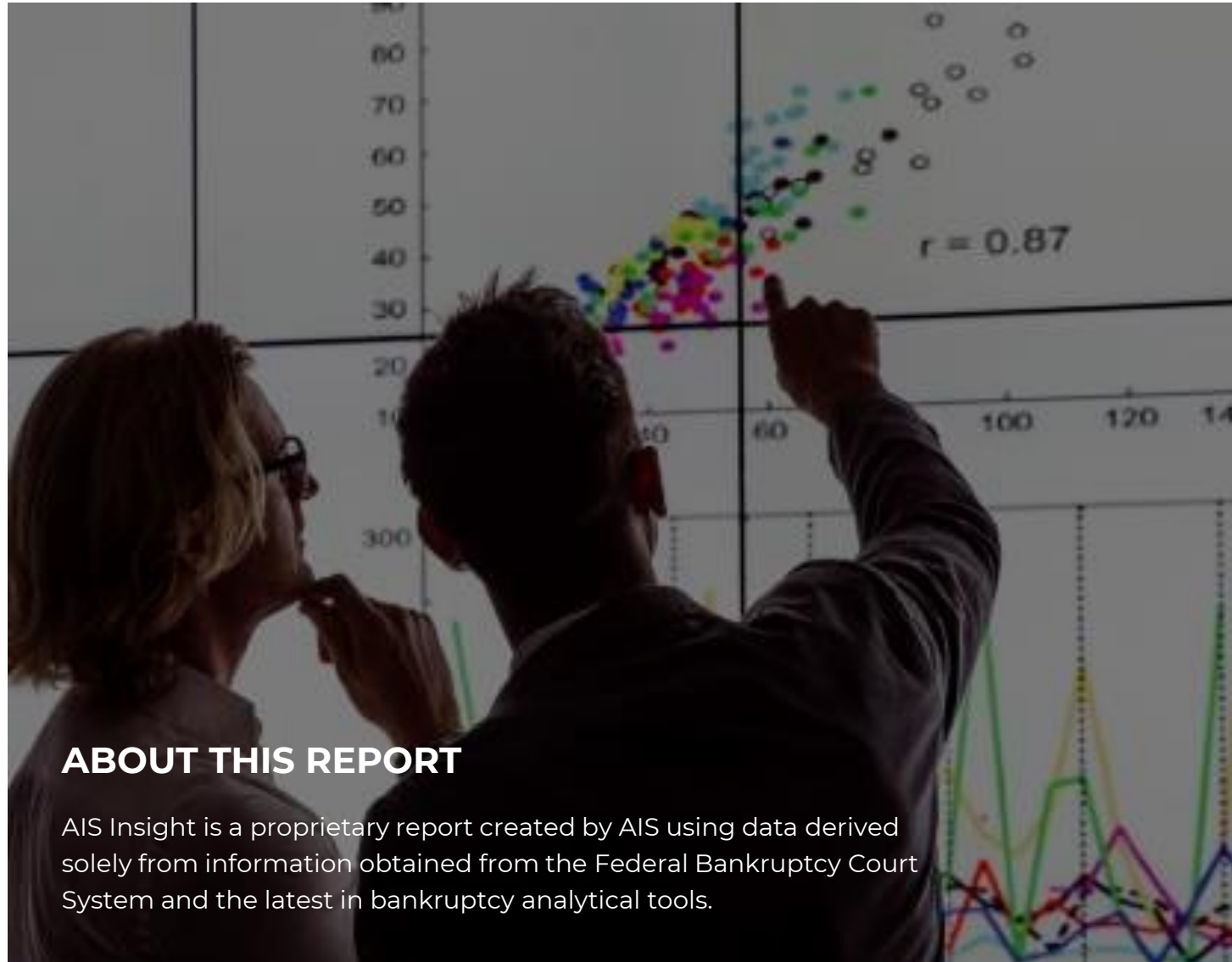


Bankruptcy Insights Report

2026 | 4th Issue | March 2026 Data



ABOUT THIS REPORT

AIS Insight is a proprietary report created by AIS using data derived solely from information obtained from the Federal Bankruptcy Court System and the latest in bankruptcy analytical tools.

TABLE OF CONTENTS

BANKRUPTCY STATISTICS SNAPSHOT	3
PROJECTIONS / YTD TRENDS v. PRE-COVID AVG.	4
BANKRUPTCY FILINGS BY REGION – CHARTS	9
BANKRUPTCY FILINGS BY COURT – TABLE	10

PRODUCT SPOTLIGHT

DATA ONE is a cloud-ready system that allows clients to acquire bankruptcy and deceased information for a particular customer without sending the customer's data outside of their IT environment.

Data One allows organizations to minimize financial, regulatory, and reputational exposure by enabling clients to control their own portfolio file processing.

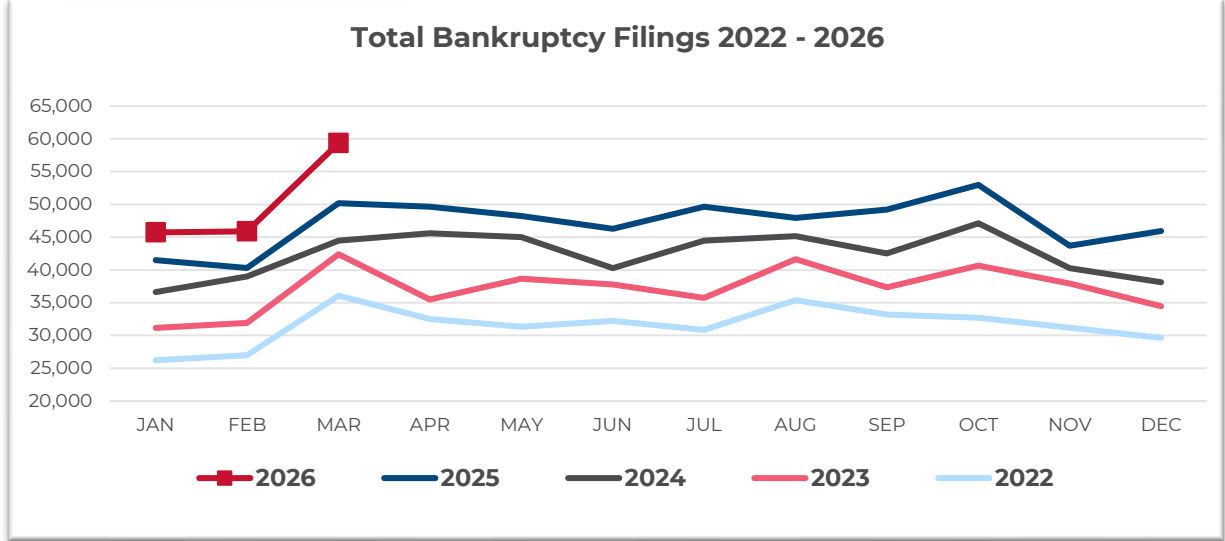
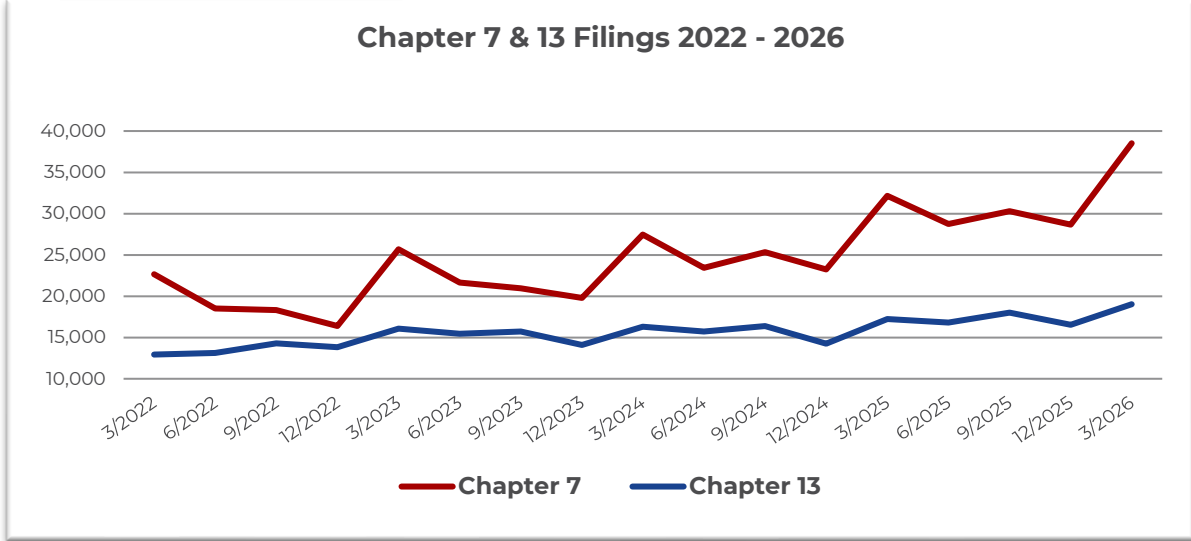
Furthermore, the Data One system has been tested and successfully implemented at some of the largest financial institutions in the country. >>[LEARN MORE](#)

BANKRUPTCY STATISTICS SNAPSHOT

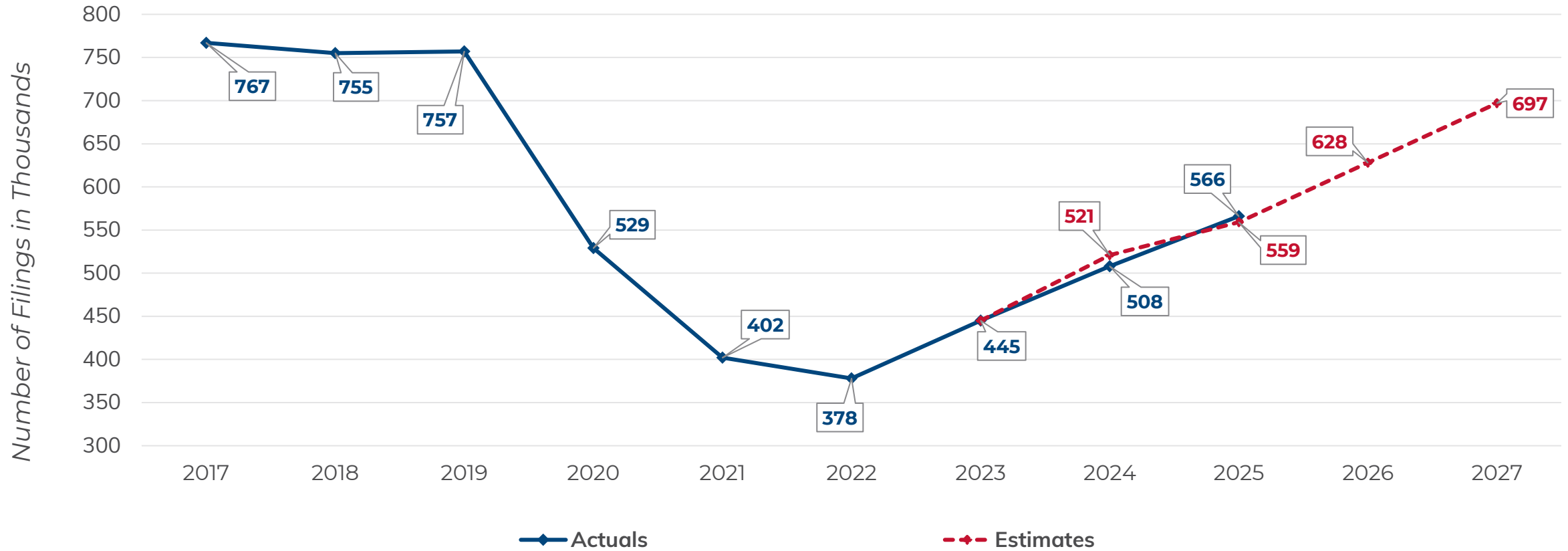


For Bankruptcies Filed Between 03/01/2026 and 03/31/2026

Total Bankruptcies Filed	58,340	Total Bankruptcies Filed last 12 months	584,004
Chapter 13	19,026	Total Bankruptcies Filed Prev. Month	45,913
Chapter 7	38,519	Total Bankruptcies Filed Prev. Year (same month)	50,304
Chapter 11	741	Increased Bankruptcies from Prev. Month Total	12,427 (27.07%)
Chapter 11, Subchapter V	265	Increased Bankruptcies from Prev. Year Total (same month)	8,036 (15.97%)




Historical and Projected Bankruptcy Case Filings



AIS SOURCE: AIS proprietary bankruptcy database. Data includes all districts for calendar year. Applied year-over-year growth trend from Q1 2023 for estimates.

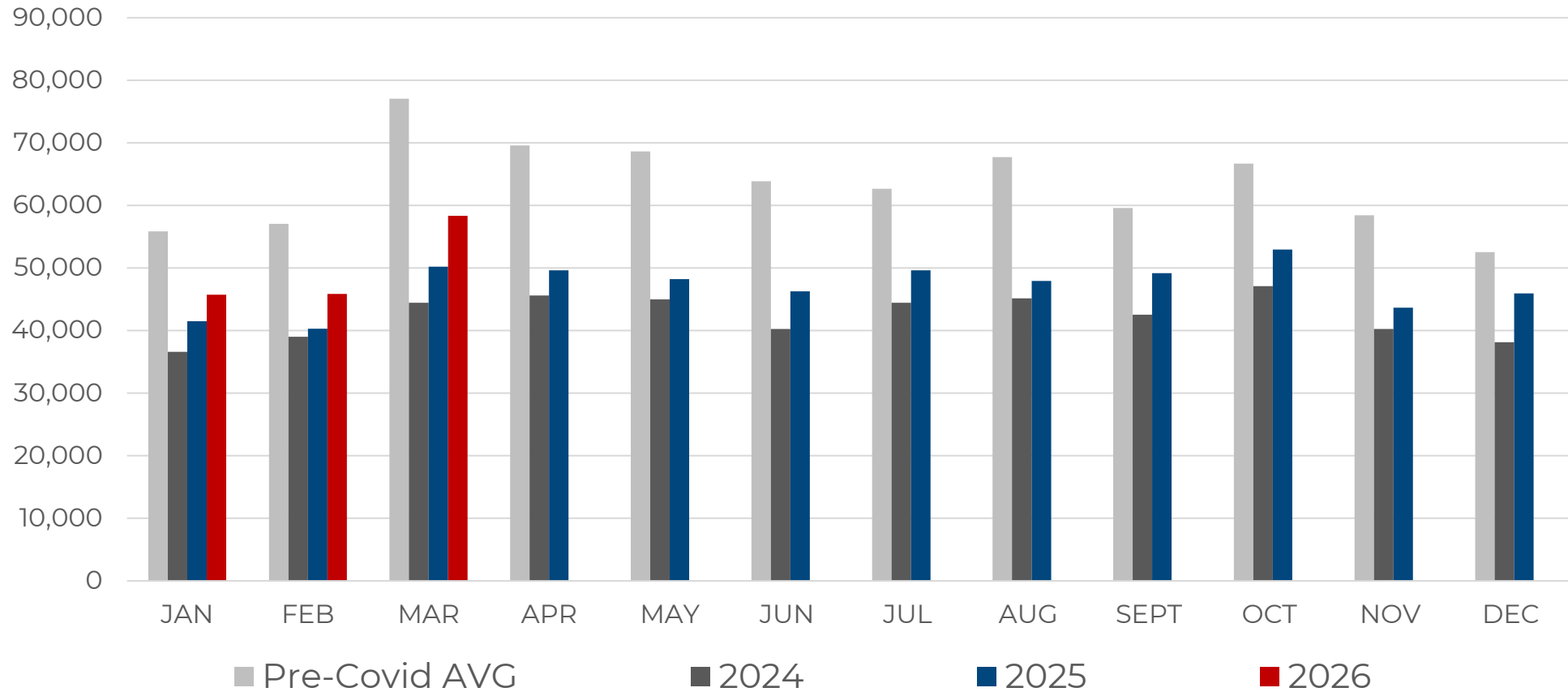
YEAR-TO-DATE BANKRUPTCY SUMMARY



 AIS	YTD Filing Totals 2026	YTD Change From 2025	% Change From 2025
All Bankruptcies	150,086	17,785	13.44%
Chapter 7	93,962	11,981	14.61%
Chapter 11	2,677	832	45.09%
Chapter 11 Sub Chapter V	827	338	69.12%
Chapter 12	84	4	5.00%
Chapter 13	53,326	4,958	10.25%
Chapter 15	37	10	37.04%

2026 MONTHLY FILING TOTALS

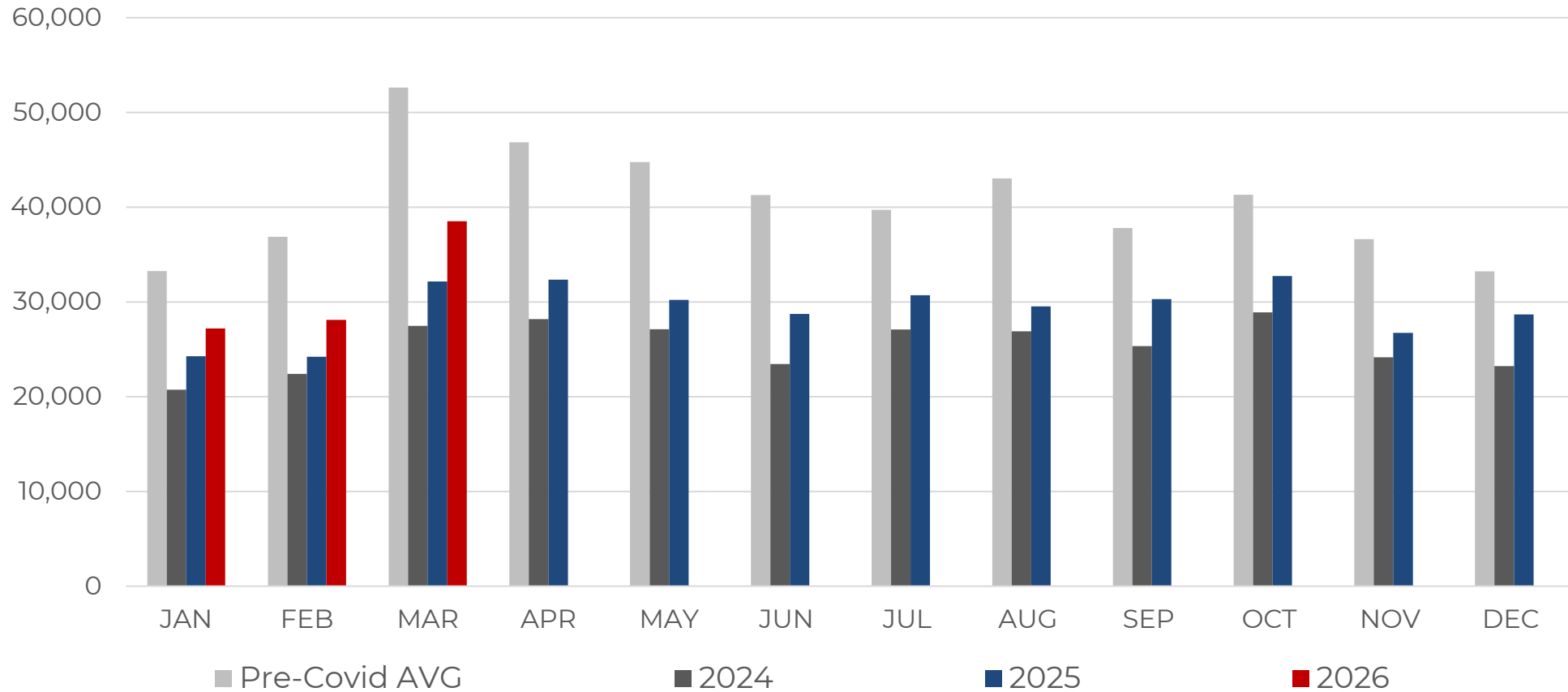
March total filings are **up 15.97%** compared to the same time period in 2025.
This total is **24.29% below** the pre-Covid average* for the month of March.



*Pre-Covid average consists of filings totals for 2017-2019

2026 MONTHLY CHAPTER 7 FILINGS

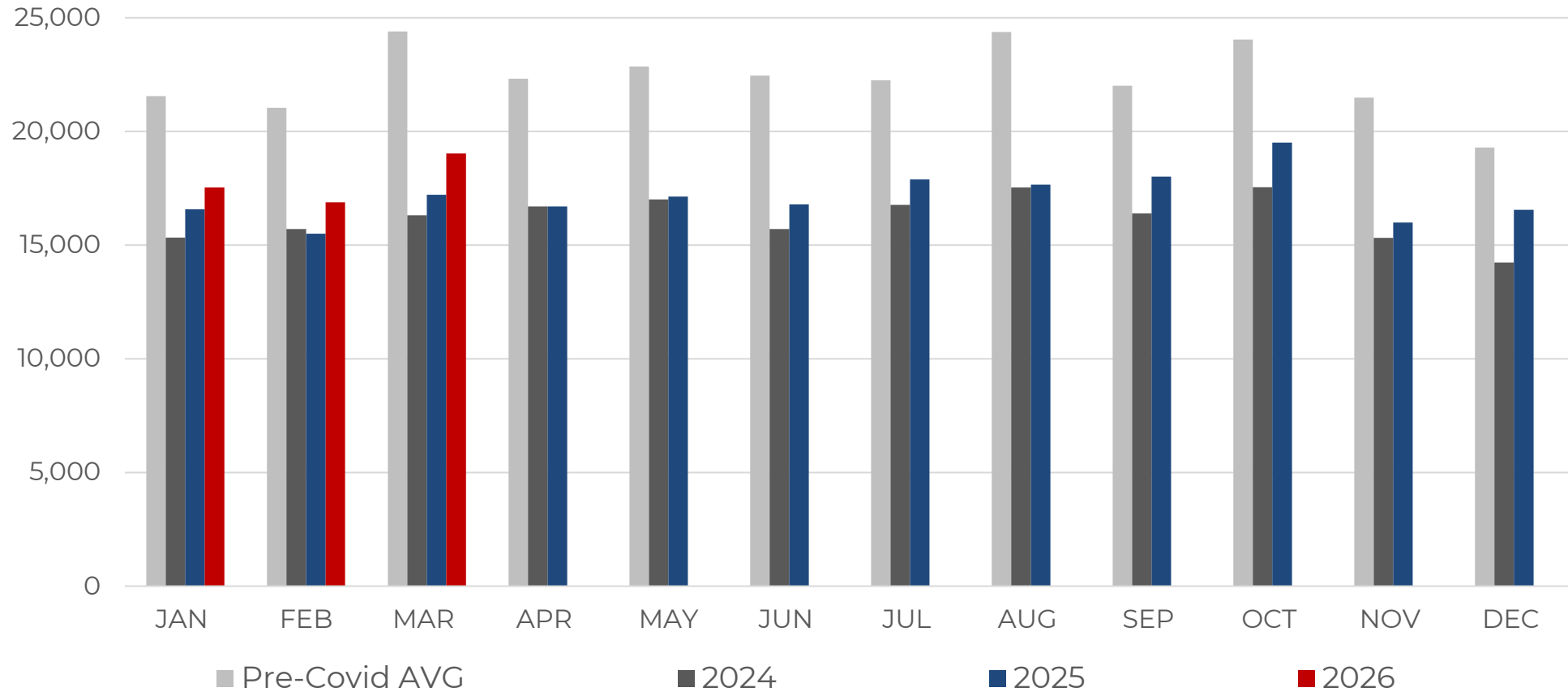
March Chapter 7s are **up 18.27%** compared to the same time period in 2025.
This total is **26.82% below** the Pre-Covid average* for the month of March.



*Pre-Covid average consists of filings totals for 2017-2019

2026 MONTHLY CHAPTER 13 FILINGS

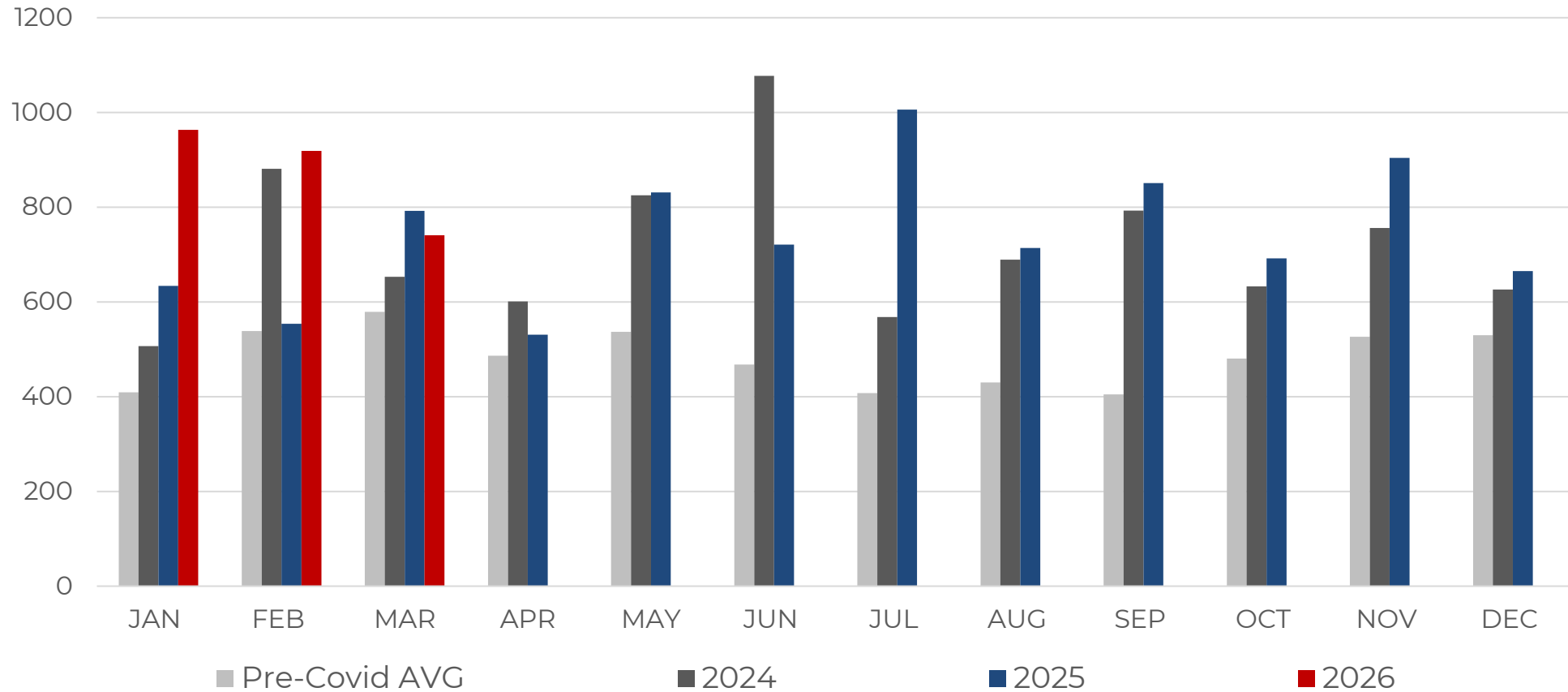
March Chapter 13s are **up 12.27%** compared to the same time period in 2025.
This total is **22.00% below** the Pre-Covid average* for the month of March.



*Pre-Covid average consists of filings totals for 2017-2019

2026 MONTHLY CHAPTER 11 FILINGS

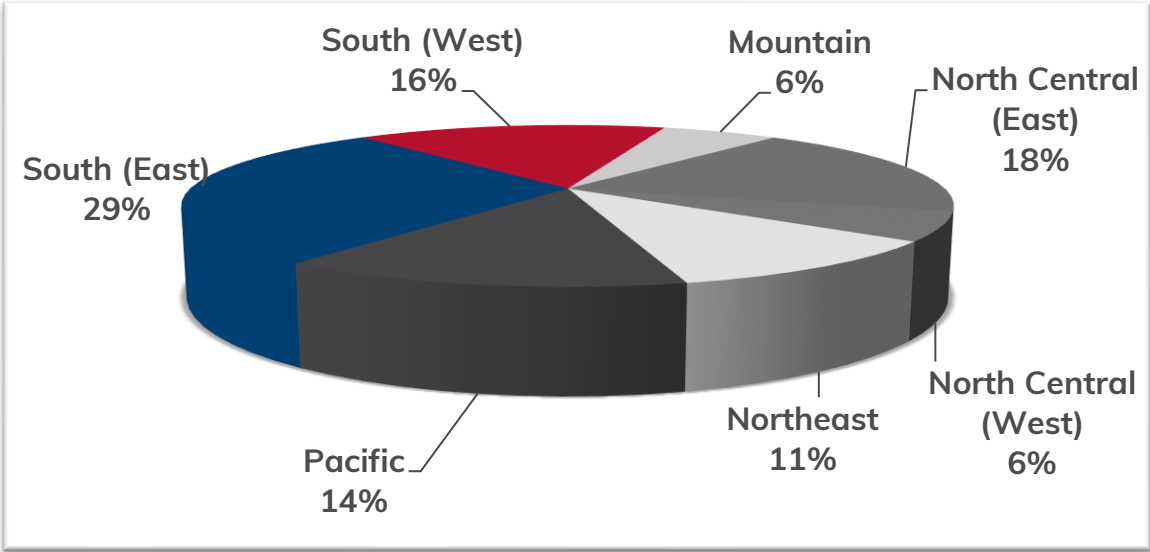
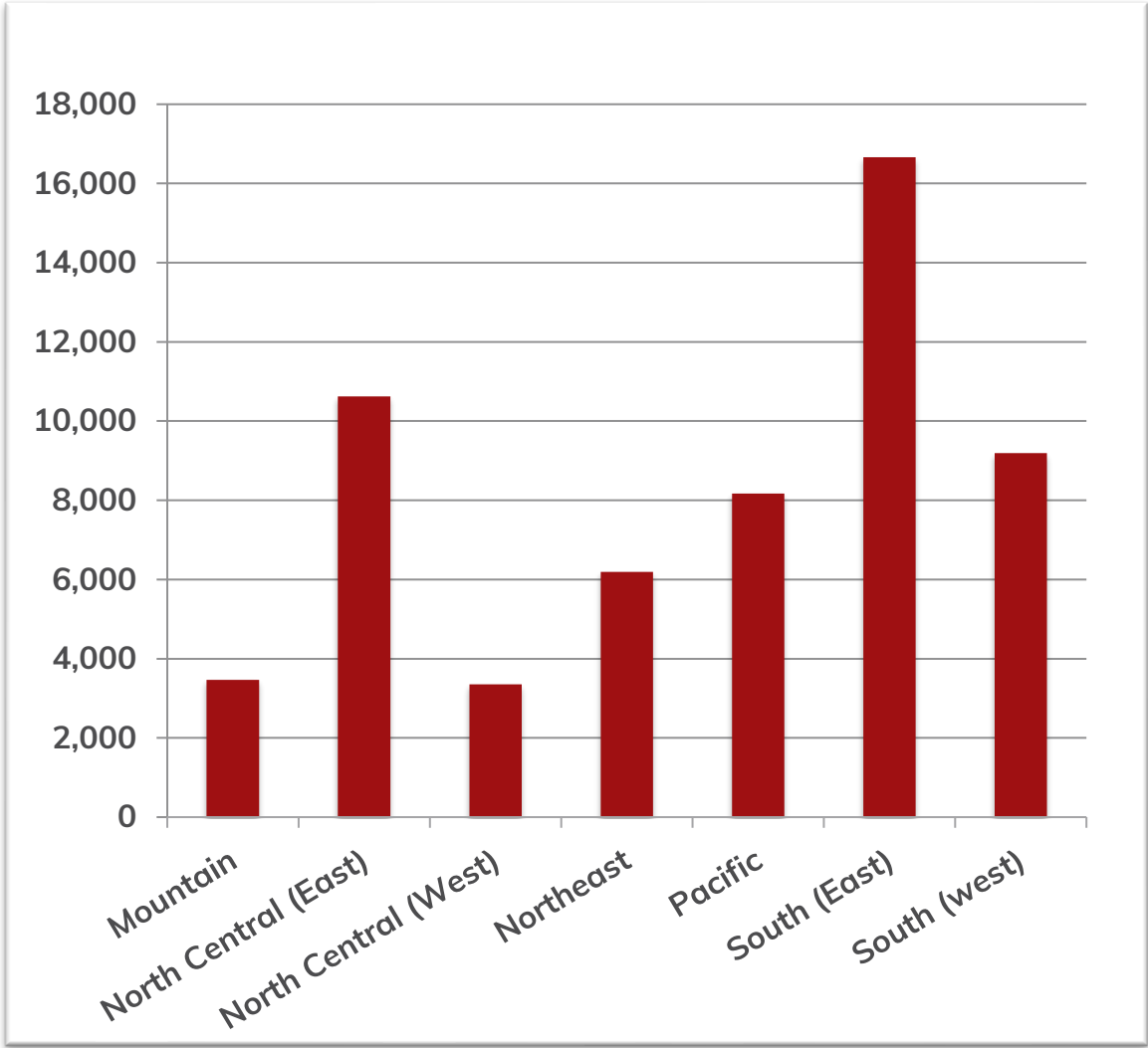
March Chapter 11s are **down 0.67%** compared to the same time period in 2025.
This total is **27.97% above** the Pre-Covid average* for the month of March.



*Pre-Covid average consists of filings totals for 2017-2019

BANKRUPTCY FILINGS BY REGION

For Bankruptcies Filed Between 03/01/2026 and 03/31/2026



REGION	STATES
Mountain	Arizona, Colorado, Idaho, Montana, New Mexico, Utah, Wyoming
North Central (East)	Illinois, Indiana, Michigan, Ohio, Wisconsin
North Central (West)	Iowa, Kansas, Minnesota, Missouri, Nebraska, North Dakota, South Dakota
Northeast	Connecticut, Delaware, Maine, Massachusetts, New Hampshire, New Jersey, New York, Pennsylvania, Rhode Island, Vermont
Pacific	Alaska, California, Hawaii, Guam, Nevada, Oregon, Washington
South (East)	District of Columbia, Florida, Georgia, Kentucky, Maryland, North Carolina, Puerto Rico, South Carolina, Tennessee, Virgin Islands, Virginia, West Virginia
South (West)	Alabama, Arkansas, Louisiana, Mississippi, Oklahoma, Texas

BANKRUPTCY FILINGS BY COURT



For Bankruptcies Filed Between 03/01/2026 and 03/31/2026

COURT	CH 7	CH 11	CH 12	CH 13	TOTAL
DISTRICT OF ALASKA	19			1	20
MIDDLE DISTRICT OF ALABAMA	156	2		420	578
NORTHERN DISTRICT OF ALABAMA	505	6	2	541	1,054
SOUTHERN DISTRICT OF ALABAMA	112	3		273	388
EASTERN DISTRICT OF ARKANSAS	230	2	5	280	517
WESTERN DISTRICT OF ARKANSAS	128	2		118	248
DISTRICT OF ARIZONA	1,087	13		170	1,270
CENTRAL DISTRICT OF CALIFORNIA	2,545	46		401	2,992
EASTERN DISTRICT OF CALIFORNIA	1,100	18		206	1,324
NORTHERN DISTRICT OF CALIFORNIA	436	15		192	643
SOUTHERN DISTRICT OF CALIFORNIA	391	6		57	454
DISTRICT OF COLORADO	740	8		132	880
DISTRICT OF CONNECTICUT	289	2	3	46	340
DISTRICT OF WASHINGTON, D.C.	46	8		10	64
DISTRICT OF DELAWARE	110	21		65	196
MIDDLE DISTRICT OF FLORIDA	2,142	48	1	576	2,767
NORTHERN DISTRICT OF FLORIDA	215	8		69	292
SOUTHERN DISTRICT OF FLORIDA	874	23		608	1,505
MIDDLE DISTRICT OF GEORGIA	224	2	1	394	621
NORTHERN DISTRICT OF GEORGIA	1,284	16		812	2,112

BANKRUPTCY FILINGS BY COURT



For Bankruptcies Filed Between 03/01/2026 and 03/31/2026

COURT	CH 7	CH 11	CH 12	CH 13	TOTAL
SOUTHERN DISTRICT OF GEORGIA	83			261	344
DISTRICT OF GUAM	1				1
DISTRICT OF HAWAII	52	2		32	86
NORTHERN DISTRICT OF IOWA	96			28	124
SOUTHERN DISTRICT OF IOWA	182			35	217
DISTRICT OF IDAHO	205	2		21	228
CENTRAL DISTRICT OF ILLINOIS	218	1		55	274
NORTHERN DISTRICT OF ILLINOIS	1,353	20		824	2,197
SOUTHERN DISTRICT OF ILLINOIS	128	1		48	177
NORTHERN DISTRICT OF INDIANA	459	8		263	730
SOUTHERN DISTRICT OF INDIANA	690	7		466	1,163
DISTRICT OF KANSAS	254	1	1	191	447
EASTERN DISTRICT OF KENTUCKY	441	3		220	664
WESTERN DISTRICT OF KENTUCKY	351	4		340	695
EASTERN DISTRICT OF LOUISIANA	88	11		222	321
MIDDLE DISTRICT OF LOUISIANA	59	5		36	100
WESTERN DISTRICT OF LOUISIANA	146	2		385	533
DISTRICT OF MASSACHUSETTS	373	6	1	158	538
DISTRICT OF MARYLAND	878	14		447	1,339
DISTRICT OF MAINE	43	1		9	53

BANKRUPTCY FILINGS BY COURT



For Bankruptcies Filed Between 03/01/2026 and 03/31/2026

COURT	CH 7	CH 11	CH 12	CH 13	TOTAL
EASTERN DISTRICT OF MICHIGAN	1,408	7	2	604	2,021
WESTERN DISTRICT OF MICHIGAN	302			123	425
DISTRICT OF MINNESOTA	790	3	5	212	1,010
EASTERN DISTRICT OF MISSOURI	456	1		214	671
WESTERN DISTRICT OF MISSOURI	250	3		193	446
NORTHERN DISTRICT OF MISSISSIPPI	182	3	1	277	463
SOUTHERN DISTRICT OF MISSISSIPPI	329	1		232	562
DISTRICT OF MONTANA	75	1		18	94
EASTERN DISTRICT OF NORTH CAROLINA	158	8		368	534
MIDDLE DISTRICT OF NORTH CAROLINA	125	1		116	242
WESTERN DISTRICT OF NORTH CAROLINA	128			149	277
DISTRICT OF NORTH DAKOTA	73			15	88
DISTRICT OF NEBRASKA	178	8	1	103	290
DISTRICT OF NEW HAMPSHIRE	71	2		20	93
DISTRICT OF NEW JERSEY	832	23	1	466	1,322
DISTRICT OF NEW MEXICO	145	2		14	161
DISTRICT OF NEVADA	723	4		110	837
EASTERN DISTRICT OF NEW YORK	675	57		321	1,053
NORTHERN DISTRICT OF NEW YORK	268	6		94	368
SOUTHERN DISTRICT OF NEW YORK	367	37		126	530

BANKRUPTCY FILINGS BY COURT



For Bankruptcies Filed Between 03/01/2026 and 03/31/2026

COURT	CH 7	CH 11	CH 12	CH 13	TOTAL
WESTERN DISTRICT OF NEW YORK	181	5		61	247
NORTHERN DISTRICT OF OHIO	1,239	3		244	1,486
SOUTHERN DISTRICT OF OHIO	874			323	1,197
EASTERN DISTRICT OF OKLAHOMA	103			11	114
NORTHERN DISTRICT OF OKLAHOMA	158	1		21	180
WESTERN DISTRICT OF OKLAHOMA	343	1		79	423
DISTRICT OF OREGON	666	2	1	119	788
EASTERN DISTRICT OF PENNSYLVANIA	256	11		257	524
MIDDLE DISTRICT OF PENNSYLVANIA	173	2		120	295
WESTERN DISTRICT OF PENNSYLVANIA	321	9		149	479
DISTRICT OF PUERTO RICO	241	7		361	609
DISTRICT OF RHODE ISLAND	95			27	122
DISTRICT OF SOUTH CAROLINA	183	1	5	318	507
DISTRICT OF SOUTH DAKOTA	47			12	59
EASTERN DISTRICT OF TENNESSEE	453	5		290	748
MIDDLE DISTRICT OF TENNESSEE	342	3		221	566
WESTERN DISTRICT OF TENNESSEE	298	7		562	867
EASTERN DISTRICT OF TEXAS	427	5	1	207	640
NORTHERN DISTRICT OF TEXAS	774	22		353	1,149
SOUTHERN DISTRICT OF TEXAS	662	107		320	1,089

BANKRUPTCY FILINGS BY COURT



For Bankruptcies Filed Between 03/01/2026 and 03/31/2026

COURT	CH 7	CH 11	CH 12	CH 13	TOTAL
WESTERN DISTRICT OF TEXAS	615	11	1	207	834
DISTRICT OF UTAH	550	2		223	775
EASTERN DISTRICT OF VIRGINIA	802	10		504	1,316
WESTERN DISTRICT OF VIRGINIA	258	2		110	370
DISTRICT OF THE VIRGIN ISLANDS				1	6
DISTRICT OF VERMONT	26			5	31
EASTERN DISTRICT OF WASHINGTON	201	3	1	37	242
WESTERN DISTRICT OF WASHINGTON	597	12		178	787
EASTERN DISTRICT OF WISCONSIN	450			238	688
WESTERN DISTRICT OF WISCONSIN	190	5		69	264
NORTHERN DISTRICT OF WEST VIRGINIA	72	3		28	103
SOUTHERN DISTRICT OF WEST VIRGINIA	99	1		16	116
DISTRICT OF WYOMING	54			3	57

AIS is a professional services and technology company that reduces operating costs, improves compliance and mitigates risk through automation and highly skilled labor. Our clients see us as a "strategic partner" that manages the day-to-day work so our clients can focus on growing their business. We review processes, eliminate non-value adds, and help your teams work smarter and faster.

We build and deploy technology to automate and increase controls in your back-office. We recruit, train, and manage specialized human resources to meet your immediate staffing needs and increase your organizational bandwidth.

We equip decision makers with deep data sets and forward-thinking analytics so they can make smarter business decisions and create better customer experiences. We serve a variety of industries including banking, automotive finance, credit card, mortgage, insurance and telecommunications.

AIS warrants that it employs all reasonable endeavours to ensure that the supplied statistical reports are substantially complete and free of errors or defects. The user acknowledges that all information contained herein is derived from public record data and from time to time, errors may occur. InSight is a proprietary analytical report produced monthly by AIS. The supplied information will not be disclosed, recompiled, sold or traded, in whole or in part, to third parties unless prior written consent is obtained. AIS assumes no responsibility or liability for any decisions made as a result of using this report.

