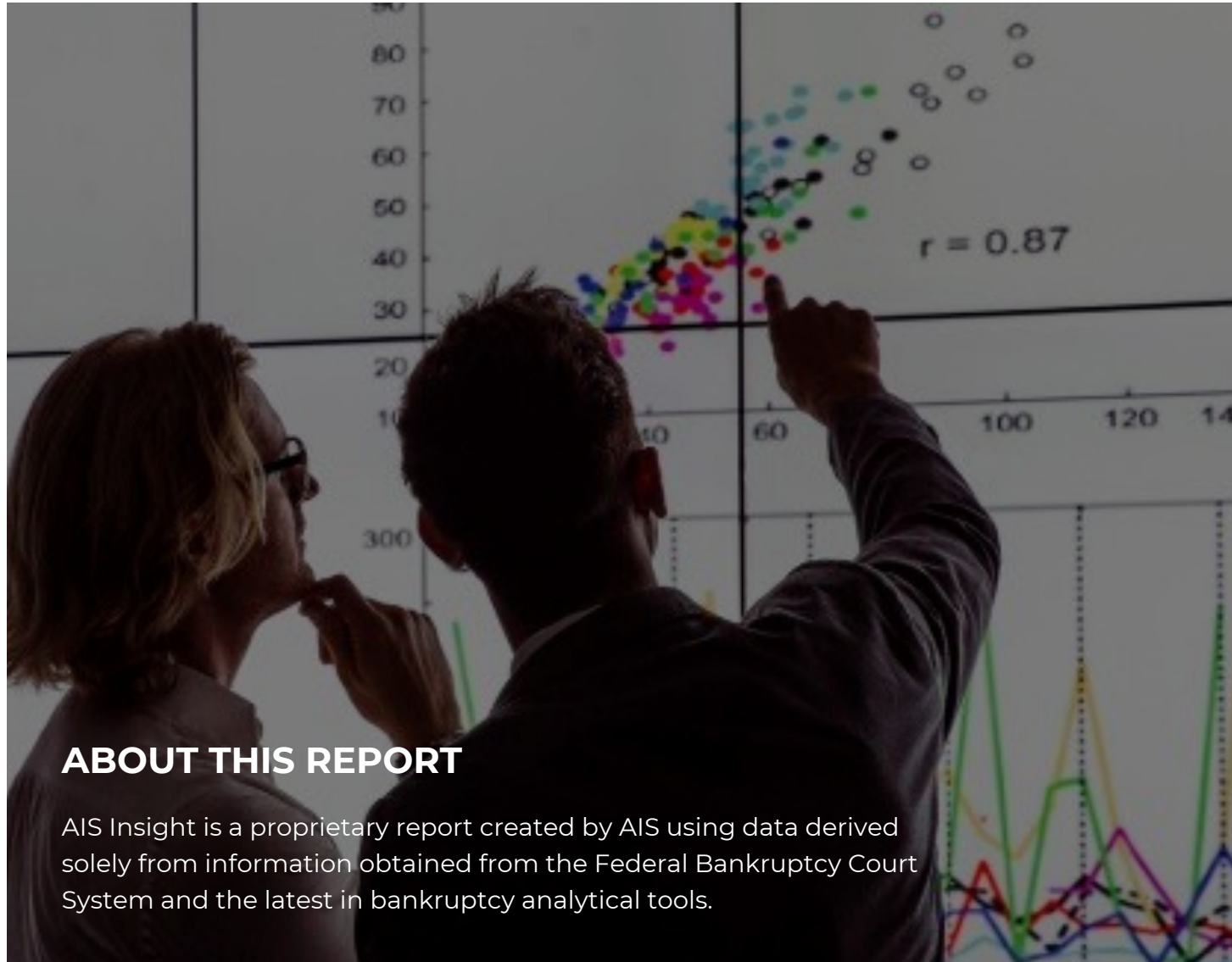


# Bankruptcy Insights Report

2024 | 4<sup>th</sup> Issue | March 2024 Data



## ABOUT THIS REPORT

AIS Insight is a proprietary report created by AIS using data derived solely from information obtained from the Federal Bankruptcy Court System and the latest in bankruptcy analytical tools.

## TABLE OF CONTENTS

BANKRUPTCY STATISTICS SNAPSHOT	3
PROJECTIONS / YTD TRENDS v. PRE-COVID AVG.	4
BANKRUPTCY FILINGS BY REGION – CHARTS	9
BANKRUPTCY FILINGS BY COURT – TABLE	10

## PRODUCT SPOTLIGHT

**DATA ONE** is a cloud-ready system that allows clients to acquire bankruptcy and deceased information for a particular customer without sending the customer's data outside of their IT environment.

Data One allows organizations to minimize financial, regulatory, and reputational exposure by enabling clients to control their own portfolio file processing.

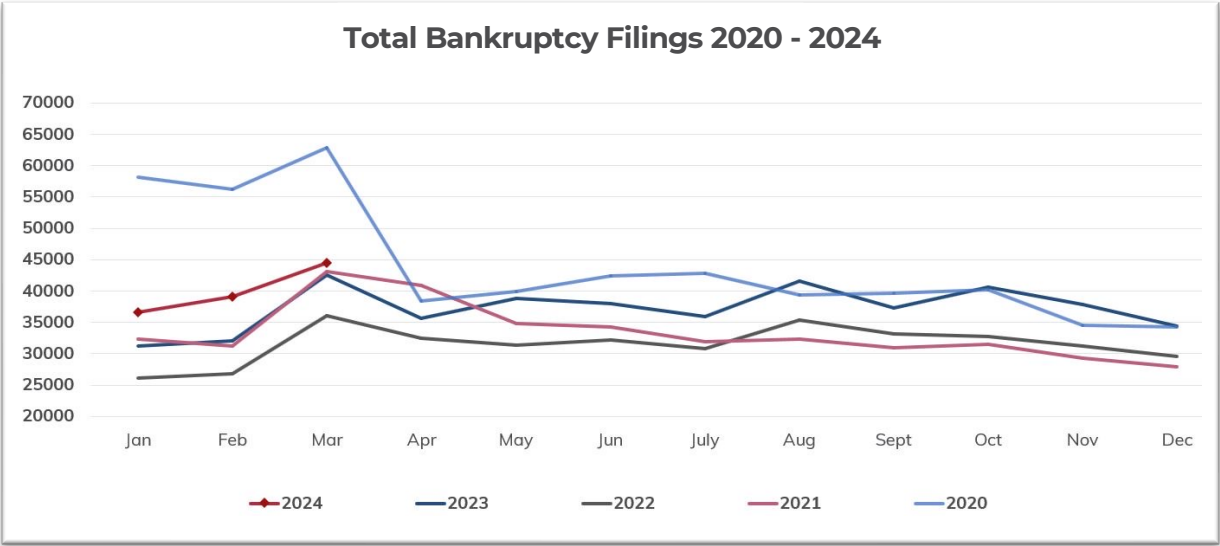
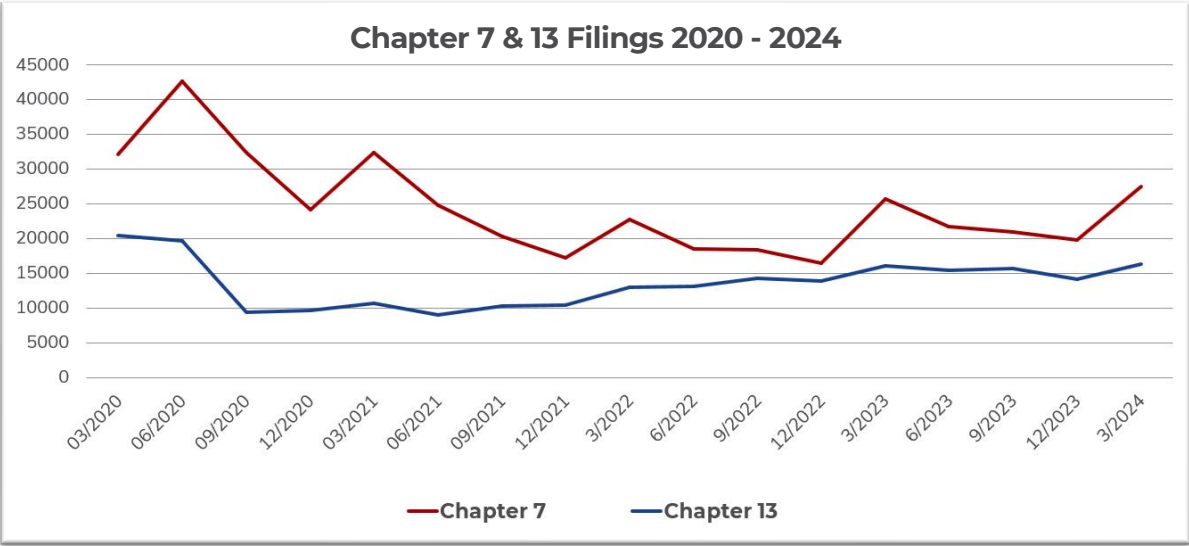
Furthermore, the Data One system has been tested and successfully implemented at some of the largest financial institutions in the country. >>[LEARN MORE](#)

# BANKRUPTCY STATISTICS SNAPSHOT

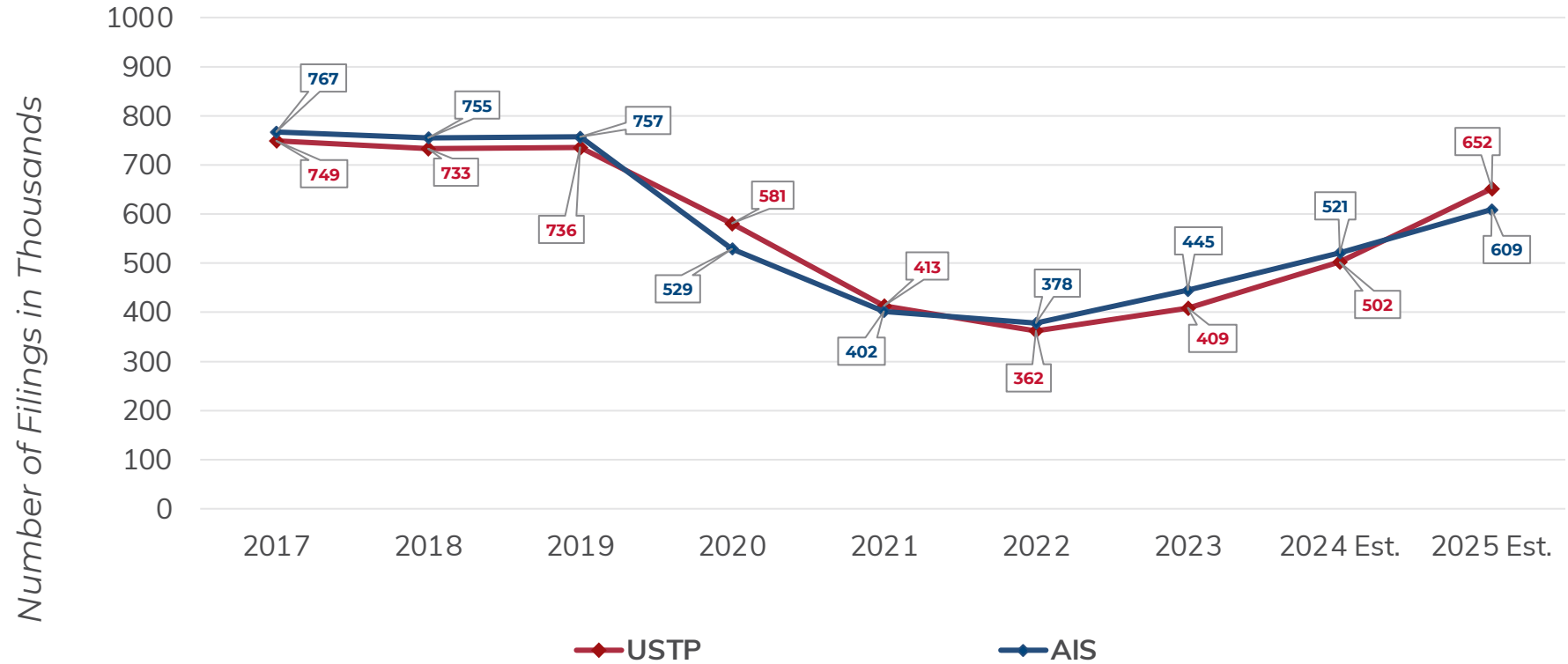


For Bankruptcies Filed Between 03/01/2024 and 03/31/2024

<b>Total Bankruptcies Filed</b>	44,466	<b>Total Bankruptcies Filed last 12 months</b>	459,826
<b>Chapter 13</b>	16,308	<b>Total Bankruptcies Filed Prev. Month</b>	39,027
<b>Chapter 7</b>	27,471	<b>Total Bankruptcies Filed Prev. Year (same month)</b>	42,396
<b>Chapter 11</b>	653	<b>Increased Bankruptcies from Prev. Month Total</b>	5,439 (13.94%)
<b>Chapter 11, Subchapter V</b>	215	<b>Increased Bankruptcies from Prev. Year Total (same month)</b>	2,070 (4.88%)



**Historical and Projected Bankruptcy Case Filings  
(Includes DOJ/USTP and AIS data sources)**



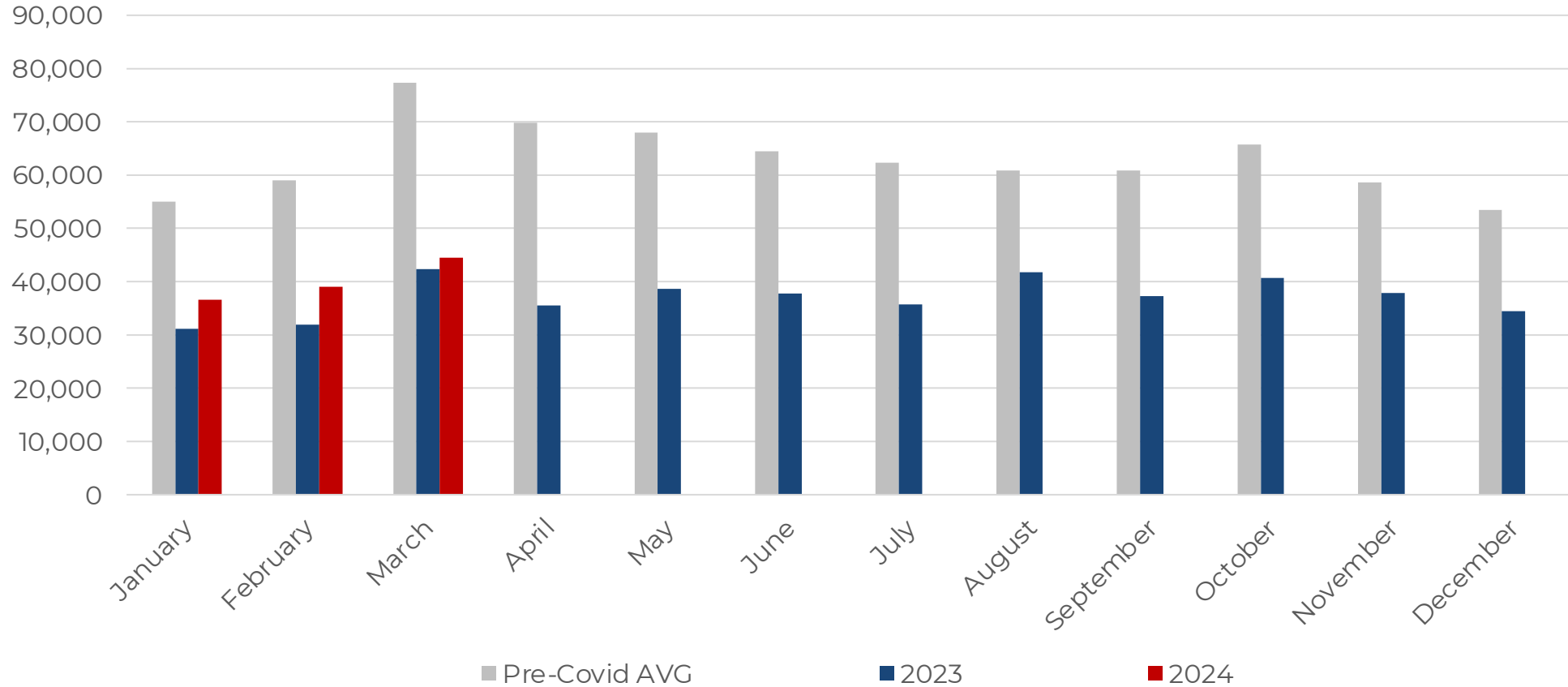
DOJ/USTP SOURCE: U.S. Department of Justice - United States Trustee Program, FY 2024 Performance Budget, Congressional Submission. Data includes USTP districts for fiscal year.

AIS SOURCE: AIS proprietary bankruptcy database. Data includes all districts for calendar year. Applied year-over-year growth trend from Q1 2023 through Q1 2024 for estimates.

# 2024 MONTHLY FILING TOTALS



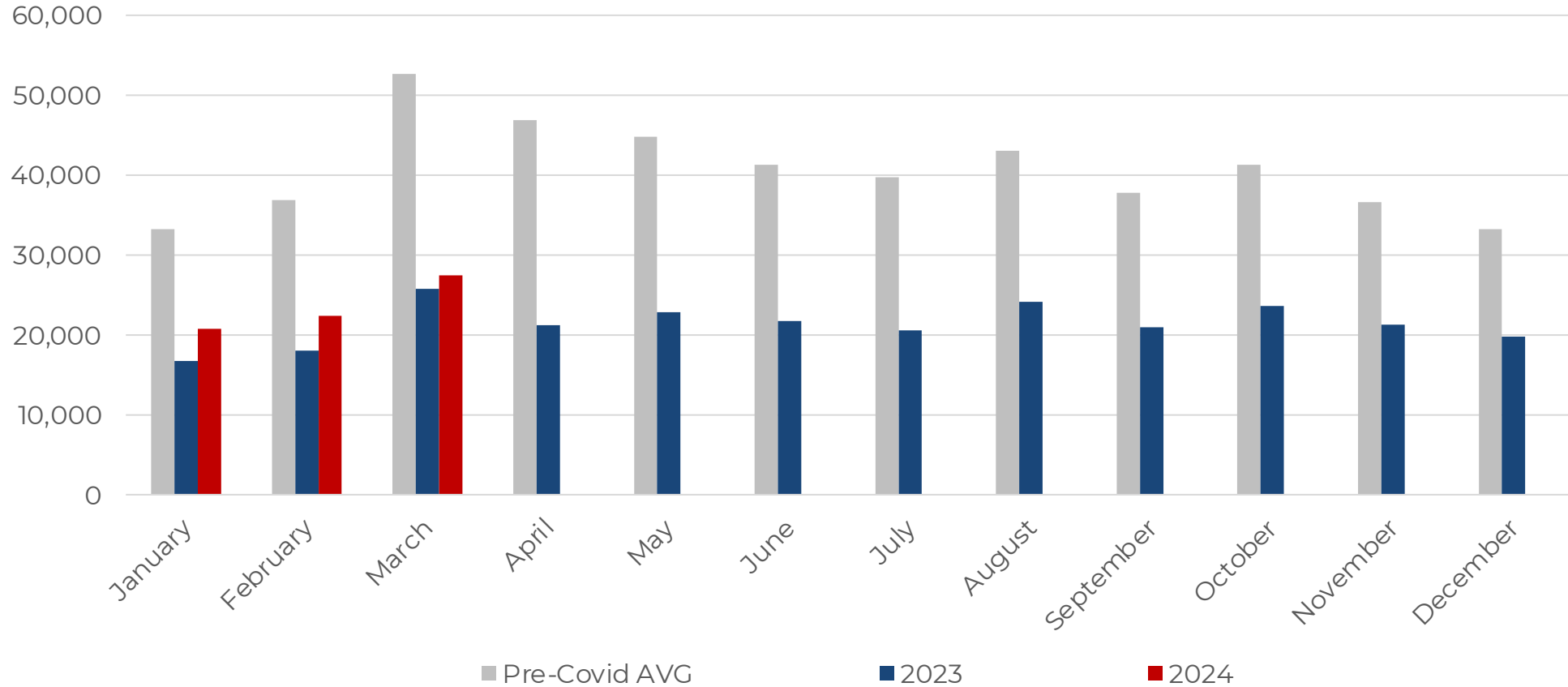
March total filings are **up 4.88%** compared to the same time period in 2023.  
This total is **42.53% below** the pre-Covid average\* for the month of March.



\*Pre-Covid average consists of filings totals for 2016-2019

# 2024 MONTHLY CHAPTER 7 FILINGS

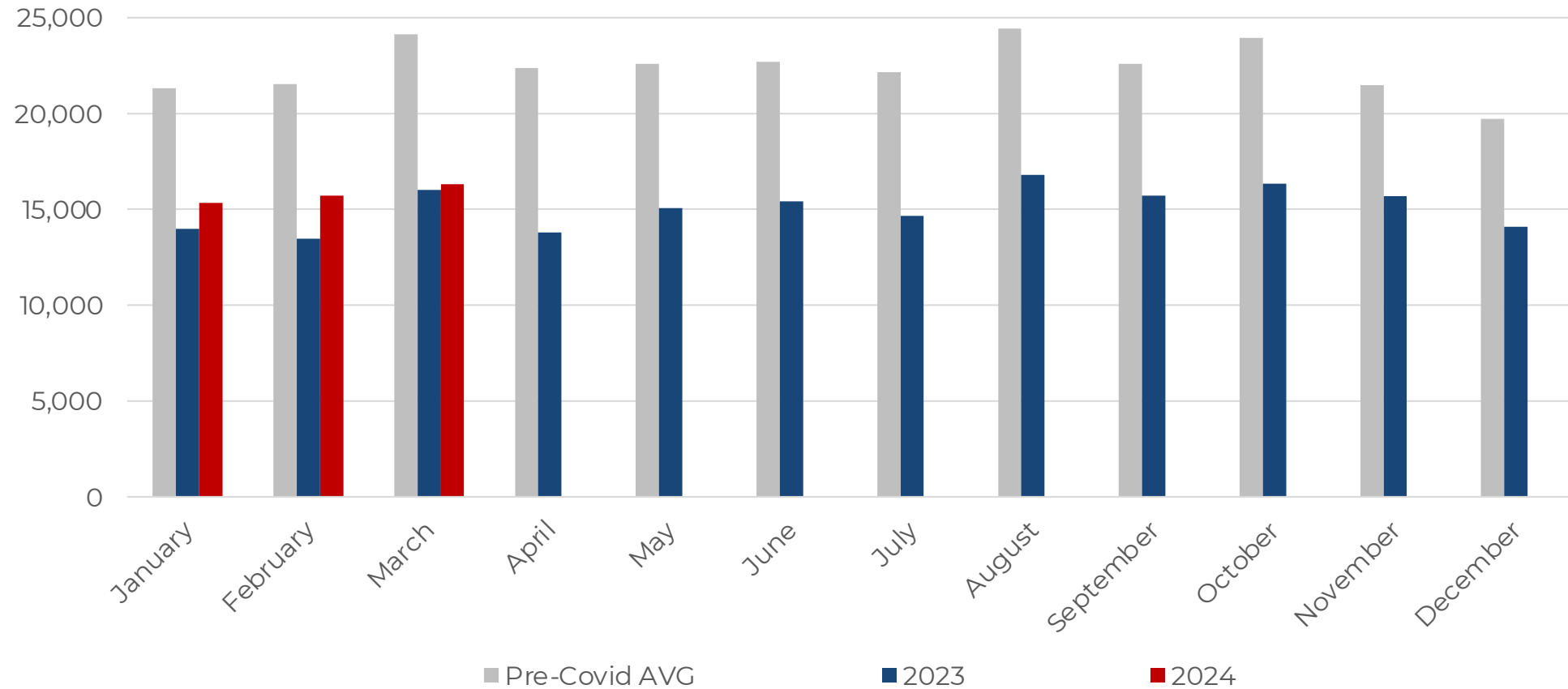
March Chapter 7s are **up 5.14%** compared to the same time period in 2023.  
This total is **47.81% below** the pre-Covid average\* for the month of March.



\*Pre-Covid average consists of filings totals for 2016-2019

# 2024 MONTHLY CHAPTER 13 FILINGS

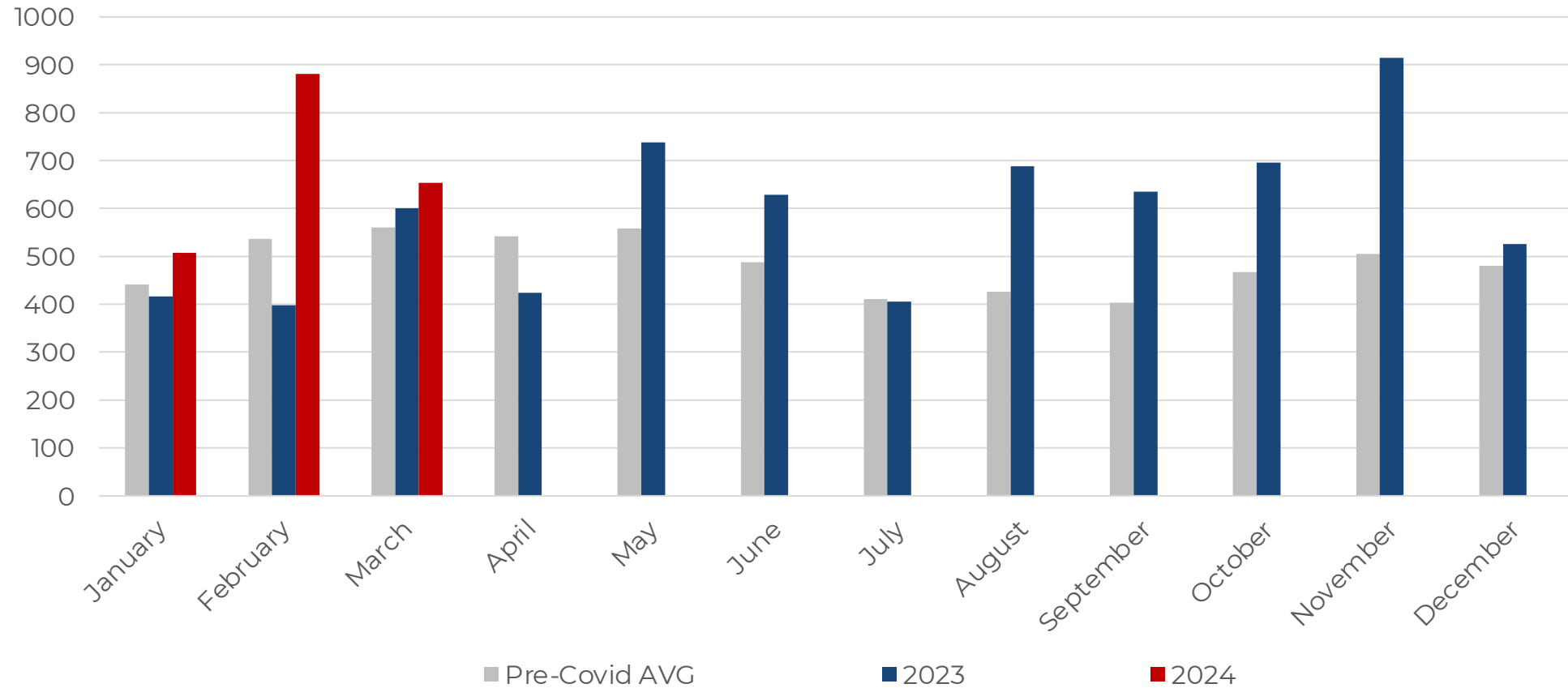
March Chapter 13s are **up 3.03%** compared to the same time period in 2023.  
This total is **32.39% below** the pre-Covid average\* for the month of March.



\*Pre-Covid average consists of filings totals for 2016-2019

# 2024 MONTHLY CHAPTER 11 FILINGS

March Chapter 11s are **up 54.74%** compared to the same time period in 2023.  
This total is **16.61% above** the pre-Covid average\* for the month of March.

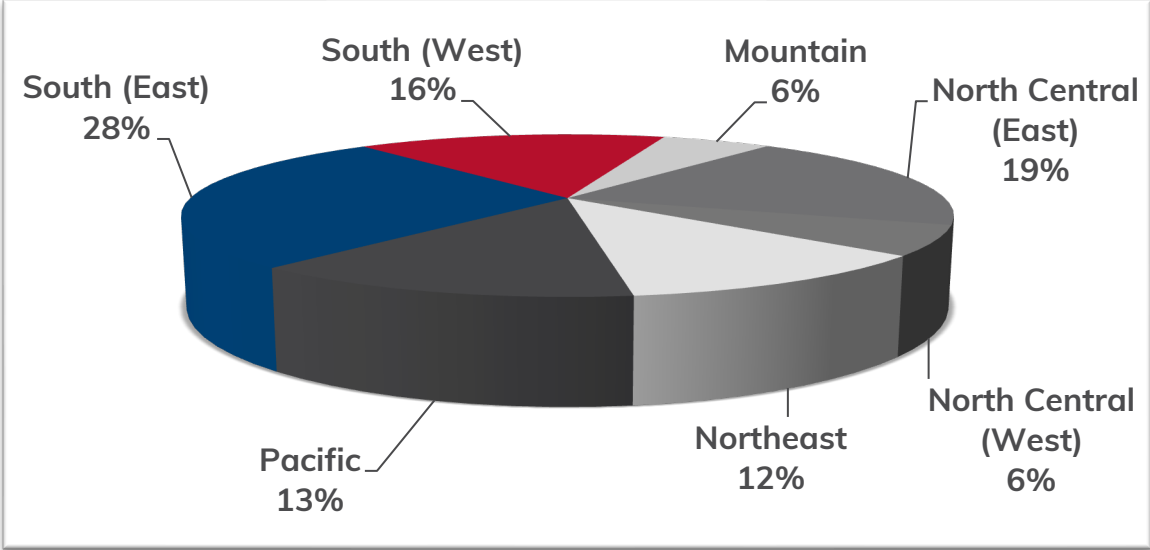
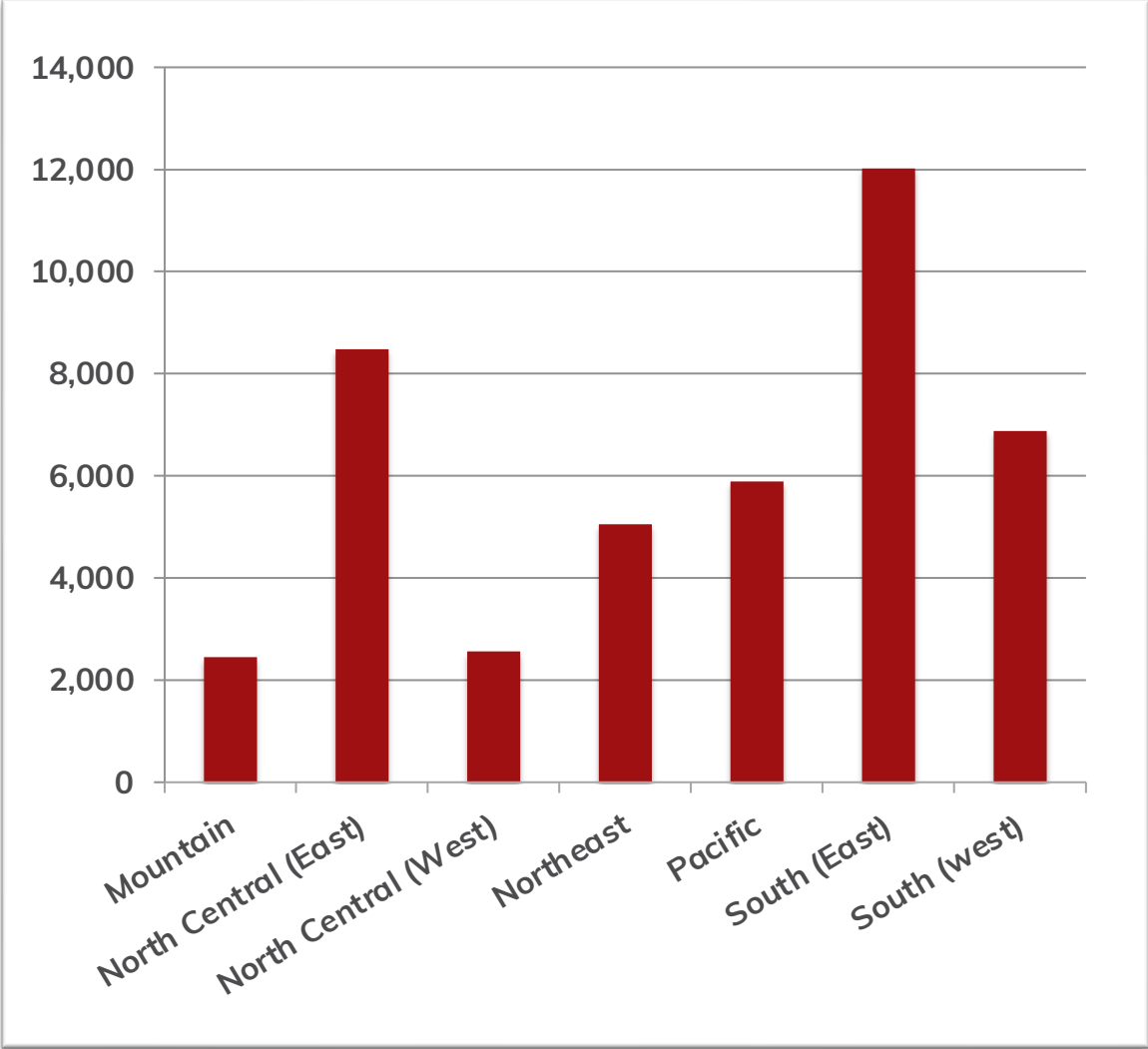


\*Pre-Covid average consists of filings totals for 2016-2019



# BANKRUPTCY FILINGS BY REGION

For Bankruptcies Filed Between 03/01/2024 and 03/31/2024



REGION	STATES
Mountain	Arizona, Colorado, Idaho, Montana, New Mexico, Utah, Wyoming
North Central (East)	Illinois, Indiana, Michigan, Ohio, Wisconsin
North Central (West)	Iowa, Kansas, Minnesota, Missouri, Nebraska, North Dakota, South Dakota
Northeast	Connecticut, Delaware, Maine, Massachusetts, New Hampshire, New Jersey, New York, Pennsylvania, Rhode Island, Vermont
Pacific	Alaska, California, Hawaii, Guam, Nevada, Oregon, Washington
South (East)	District of Columbia, Florida, Georgia, Kentucky, Maryland, North Carolina, Puerto Rico, South Carolina, Tennessee, Virgin Islands, Virginia, West Virginia
South (West)	Alabama, Arkansas, Louisiana, Mississippi, Oklahoma, Texas

# BANKRUPTCY FILINGS BY COURT



For Bankruptcies Filed Between 03/01/2024 and 03/31/2024

COURT	CH 7	CH 11	CH 12	CH 13	TOTAL
DISTRICT OF ALASKA	11			4	15
MIDDLE DISTRICT OF ALABAMA	118	2	1	335	456
NORTHERN DISTRICT OF ALABAMA	416	3		467	886
SOUTHERN DISTRICT OF ALABAMA	62	1		231	294
EASTERN DISTRICT OF ARKANSAS	164	1		221	386
WESTERN DISTRICT OF ARKANSAS	95	1	1	98	195
DISTRICT OF ARIZONA	713	4		153	870
CENTRAL DISTRICT OF CALIFORNIA	1,748	43	1	304	2,096
EASTERN DISTRICT OF CALIFORNIA	645	3	2	180	830
NORTHERN DISTRICT OF CALIFORNIA	294	8		164	466
SOUTHERN DISTRICT OF CALIFORNIA	314			48	362
DISTRICT OF COLORADO	502	3	1	116	622
DISTRICT OF CONNECTICUT	224	4		56	284
DISTRICT OF WASHINGTON, D.C.	19	7		7	33
DISTRICT OF DELAWARE	72	154		59	285
MIDDLE DISTRICT OF FLORIDA	1,230	42		400	1,672
NORTHERN DISTRICT OF FLORIDA	143	8		46	197
SOUTHERN DISTRICT OF FLORIDA	501	8		501	1,010
MIDDLE DISTRICT OF GEORGIA	183	2		327	512
NORTHERN DISTRICT OF GEORGIA	806	25		766	1,597

# BANKRUPTCY FILINGS BY COURT



For Bankruptcies Filed Between 03/01/2024 and 03/31/2024

COURT	CH 7	CH 11	CH 12	CH 13	TOTAL
SOUTHERN DISTRICT OF GEORGIA	53			252	305
DISTRICT OF GUAM	2			1	3
DISTRICT OF HAWAII	61			43	104
NORTHERN DISTRICT OF IOWA	95			12	107
SOUTHERN DISTRICT OF IOWA	131	8		28	167
DISTRICT OF IDAHO	145	1		23	169
CENTRAL DISTRICT OF ILLINOIS	149	3		65	217
NORTHERN DISTRICT OF ILLINOIS	1,121	8		679	1,808
SOUTHERN DISTRICT OF ILLINOIS	87			50	137
NORTHERN DISTRICT OF INDIANA	370	1		209	580
SOUTHERN DISTRICT OF INDIANA	556	4		364	924
DISTRICT OF KANSAS	193	3	1	168	365
EASTERN DISTRICT OF KENTUCKY	292	4		145	441
WESTERN DISTRICT OF KENTUCKY	258	2		271	531
EASTERN DISTRICT OF LOUISIANA	46	5		180	231
MIDDLE DISTRICT OF LOUISIANA	34	1		57	92
WESTERN DISTRICT OF LOUISIANA	132	1		348	481
DISTRICT OF MASSACHUSETTS	227	6		148	381
DISTRICT OF MARYLAND	628	11		309	948
DISTRICT OF MAINE	34	2		5	41

# BANKRUPTCY FILINGS BY COURT



For Bankruptcies Filed Between 03/01/2024 and 03/31/2024

COURT	CH 7	CH 11	CH 12	CH 13	TOTAL
EASTERN DISTRICT OF MICHIGAN	1,108	4	1	463	1,576
WESTERN DISTRICT OF MICHIGAN	240	1	1	91	333
DISTRICT OF MINNESOTA	554	1		181	736
EASTERN DISTRICT OF MISSOURI	358	1		178	537
WESTERN DISTRICT OF MISSOURI	148	1		171	320
NORTHERN DISTRICT OF MISSISSIPPI	145	4		196	345
SOUTHERN DISTRICT OF MISSISSIPPI	254	1	1	207	463
DISTRICT OF MONTANA	37			4	41
EASTERN DISTRICT OF NORTH CAROLINA	91	4		271	366
MIDDLE DISTRICT OF NORTH CAROLINA	94	3		104	201
WESTERN DISTRICT OF NORTH CAROLINA	93	4		91	188
DISTRICT OF NORTH DAKOTA	35			6	41
DISTRICT OF NEBRASKA	141		7	83	231
DISTRICT OF NEW HAMPSHIRE	52			15	67
DISTRICT OF NEW JERSEY	654	7		420	1,081
DISTRICT OF NEW MEXICO	117			19	136
DISTRICT OF NEVADA	564	5		117	686
EASTERN DISTRICT OF NEW YORK	508	43		319	870
NORTHERN DISTRICT OF NEW YORK	224	6		70	300
SOUTHERN DISTRICT OF NEW YORK	308	15		107	430

# BANKRUPTCY FILINGS BY COURT



For Bankruptcies Filed Between 03/01/2024 and 03/31/2024

COURT	CH 7	CH 11	CH 12	CH 13	TOTAL
WESTERN DISTRICT OF NEW YORK	134	3		53	190
NORTHERN DISTRICT OF OHIO	953	5		224	1,182
SOUTHERN DISTRICT OF OHIO	658	3		261	922
EASTERN DISTRICT OF OKLAHOMA	72			9	81
NORTHERN DISTRICT OF OKLAHOMA	145			14	159
WESTERN DISTRICT OF OKLAHOMA	241	1		77	319
DISTRICT OF OREGON	461	1		149	611
EASTERN DISTRICT OF PENNSYLVANIA	187	3		195	385
MIDDLE DISTRICT OF PENNSYLVANIA	140			128	268
WESTERN DISTRICT OF PENNSYLVANIA	236	4	1	132	373
DISTRICT OF PUERTO RICO	159	6	1	319	485
DISTRICT OF RHODE ISLAND	52			22	74
DISTRICT OF SOUTH CAROLINA	129	4		285	418
DISTRICT OF SOUTH DAKOTA	40	1		13	54
EASTERN DISTRICT OF TENNESSEE	335	3		236	574
MIDDLE DISTRICT OF TENNESSEE	236	7		175	418
WESTERN DISTRICT OF TENNESSEE	205	3		511	719
EASTERN DISTRICT OF TEXAS	221	8		214	443
NORTHERN DISTRICT OF TEXAS	415	21		357	793
SOUTHERN DISTRICT OF TEXAS	343	44		320	707

# BANKRUPTCY FILINGS BY COURT



For Bankruptcies Filed Between 03/01/2024 and 03/31/2024

COURT	CH 7	CH 11	CH 12	CH 13	TOTAL
WESTERN DISTRICT OF TEXAS	344	9		197	550
DISTRICT OF UTAH	353	6		202	561
EASTERN DISTRICT OF VIRGINIA	563	27		417	1,007
WESTERN DISTRICT OF VIRGINIA	164	2		110	276
DISTRICT OF THE VIRGIN ISLANDS					
DISTRICT OF VERMONT	22			3	25
EASTERN DISTRICT OF WASHINGTON	140	1		24	165
WESTERN DISTRICT OF WASHINGTON	446	1		102	549
EASTERN DISTRICT OF WISCONSIN	388			204	592
WESTERN DISTRICT OF WISCONSIN	160			52	212
NORTHERN DISTRICT OF WEST VIRGINIA	41	1		6	48
SOUTHERN DISTRICT OF WEST VIRGINIA	68	1		5	74
DISTRICT OF WYOMING	47			1	48

AIS is a professional services and technology company that reduces operating costs, improves compliance and mitigates risk through automation and highly skilled labor. Our clients see us as a "strategic partner" that manages the day-to-day work so our clients can focus on growing their business. We review processes, eliminate non-value adds, and help your teams work smarter and faster.

We build and deploy technology to automate and increase controls in your back-office. We recruit, train, and manage specialized human resources to meet your immediate staffing needs and increase your organizational bandwidth.

We equip decision makers with deep data sets and forward-thinking analytics so they can make smarter business decisions and create better customer experiences. We serve a variety of industries including banking, automotive finance, credit card, mortgage, insurance and telecommunications.

*AIS warrants that it employs all reasonable endeavours to ensure that the supplied statistical reports are substantially complete and free of errors or defects. The user acknowledges that all information contained herein is derived from public record data and from time to time, errors may occur. InSight is a proprietary analytical report produced monthly by AIS. The supplied information will not be disclosed, recompiled, sold or traded, in whole or in part, to third parties unless prior written consent is obtained. AIS assumes no responsibility or liability for any decisions made as a result of using this report.*



OUR BUSINESS IS HELPING  
YOU DO BUSINESS BETTER

Data | Technology | Talent



Watch to learn more