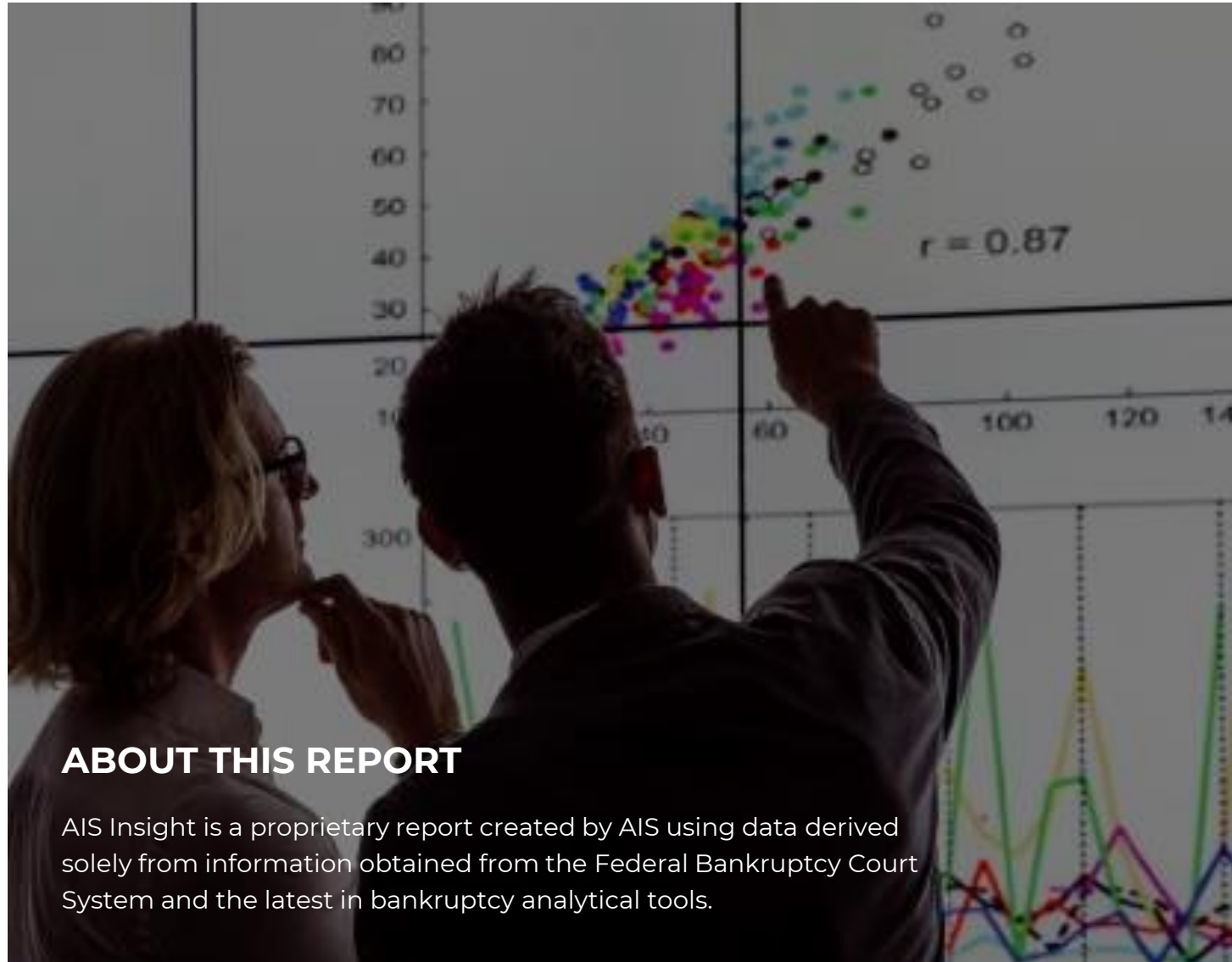


Bankruptcy Insights Report

2026 | 7th Issue | June 2026 Data



ABOUT THIS REPORT

AIS Insight is a proprietary report created by AIS using data derived solely from information obtained from the Federal Bankruptcy Court System and the latest in bankruptcy analytical tools.

TABLE OF CONTENTS

BANKRUPTCY STATISTICS SNAPSHOT	3
PROJECTIONS / YTD TRENDS v. PRE-COVID AVG.	4
BANKRUPTCY FILINGS BY REGION – CHARTS	9
BANKRUPTCY FILINGS BY COURT – TABLE	10

PRODUCT SPOTLIGHT

DATA ONE is a cloud-ready system that allows clients to acquire bankruptcy and deceased information for a particular customer without sending the customer's data outside of their IT environment.

Data One allows organizations to minimize financial, regulatory, and reputational exposure by enabling clients to control their own portfolio file processing.

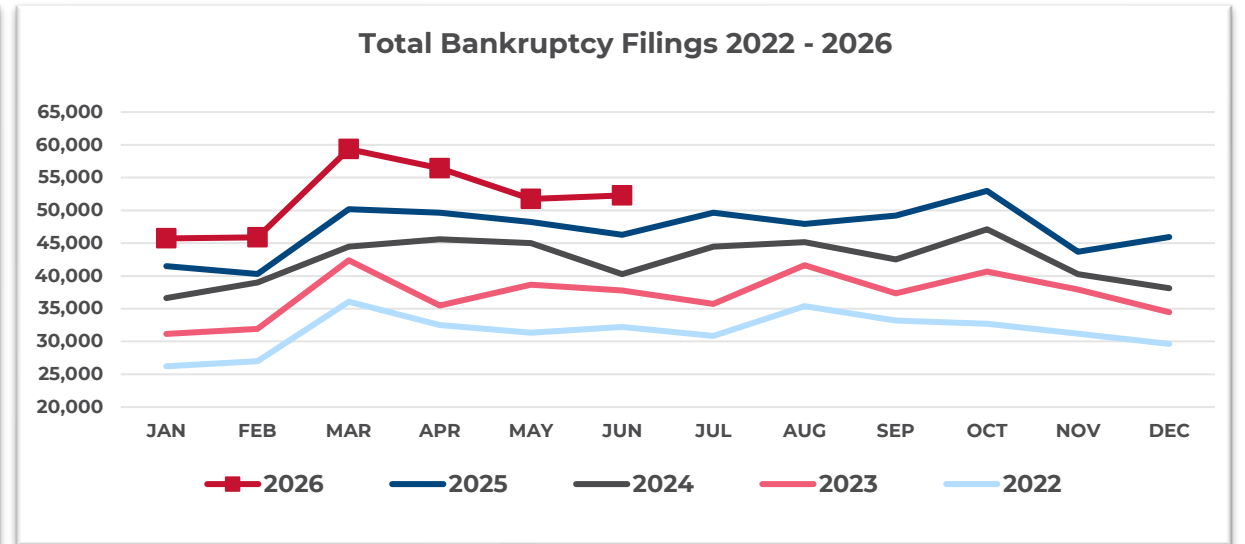
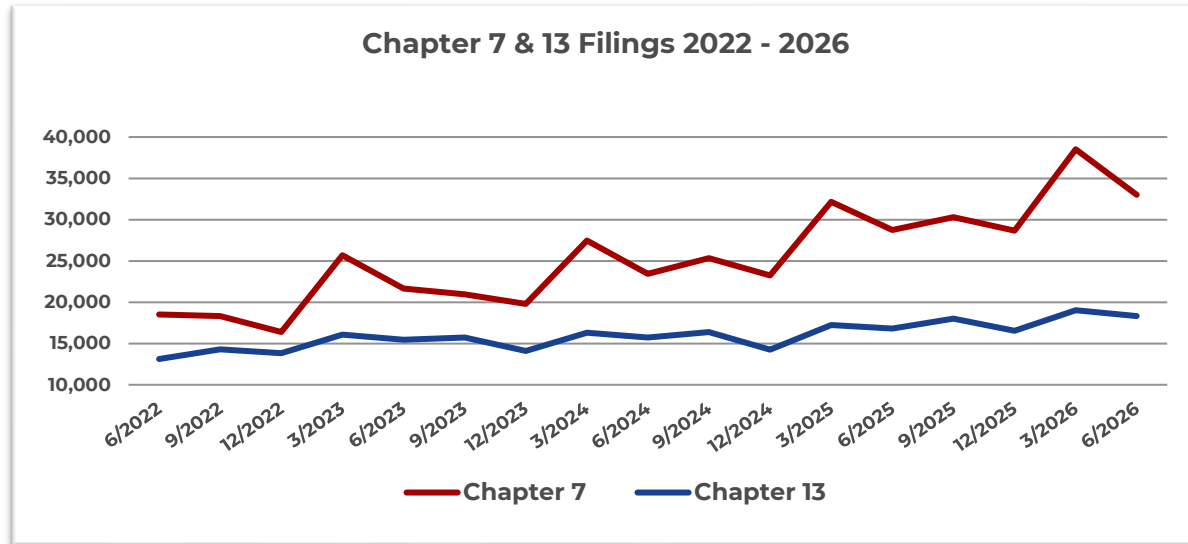
Furthermore, the Data One system has been tested and successfully implemented at some of the largest financial institutions in the country. >>[LEARN MORE](#)

BANKRUPTCY STATISTICS SNAPSHOT

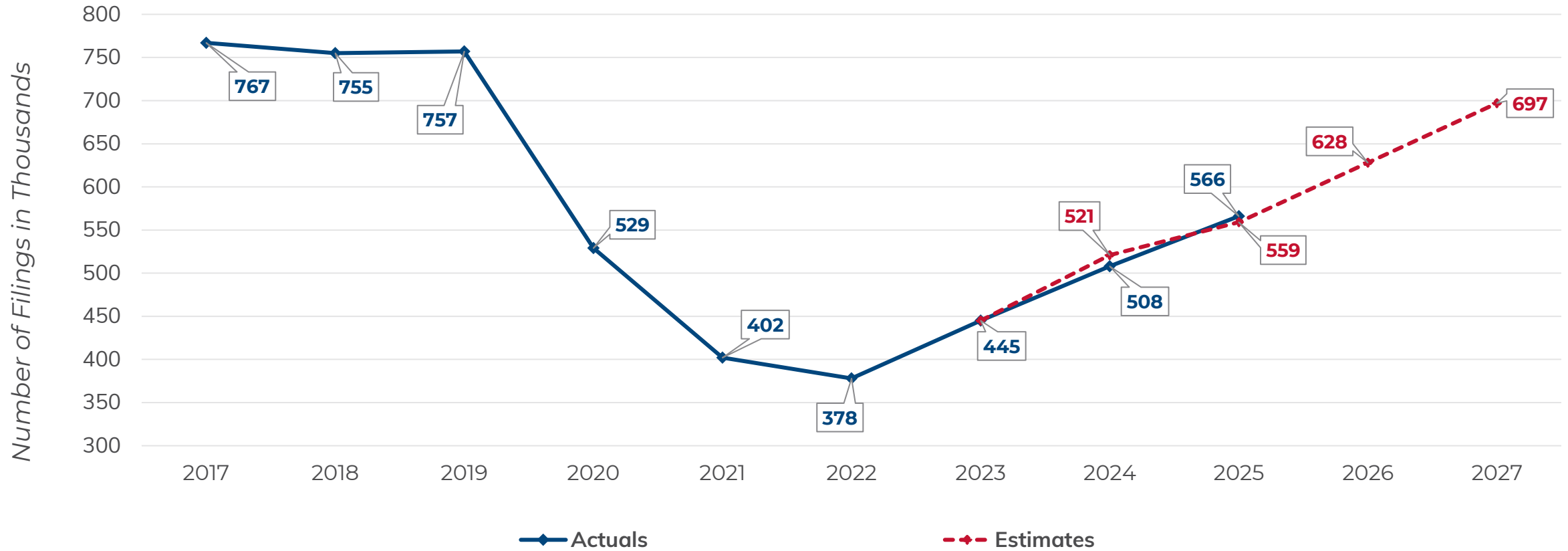


For Bankruptcies Filed Between 06/01/2026 and 06/30/2026

Total Bankruptcies Filed	52,303	Total Bankruptcies Filed Prev. Month	51,751
Chapter 13	18,335	Total Bankruptcies Filed last 12 months	600,153
Chapter 7	33,014	Total Bankruptcies Filed Prev. Year (same month)	46,300
Chapter 11	915	Increased Bankruptcies from Prev. Month Total	552 (1.07%)
Chapter 11, Subchapter V	265	Increased Bankruptcies from Prev. Year Total (same month)	6,003 (12.97%)




Historical and Projected Bankruptcy Case Filings



AIS SOURCE: AIS proprietary bankruptcy database. Data includes all districts for calendar year. Applied year-over-year growth trend from Q1 2023 for estimates.

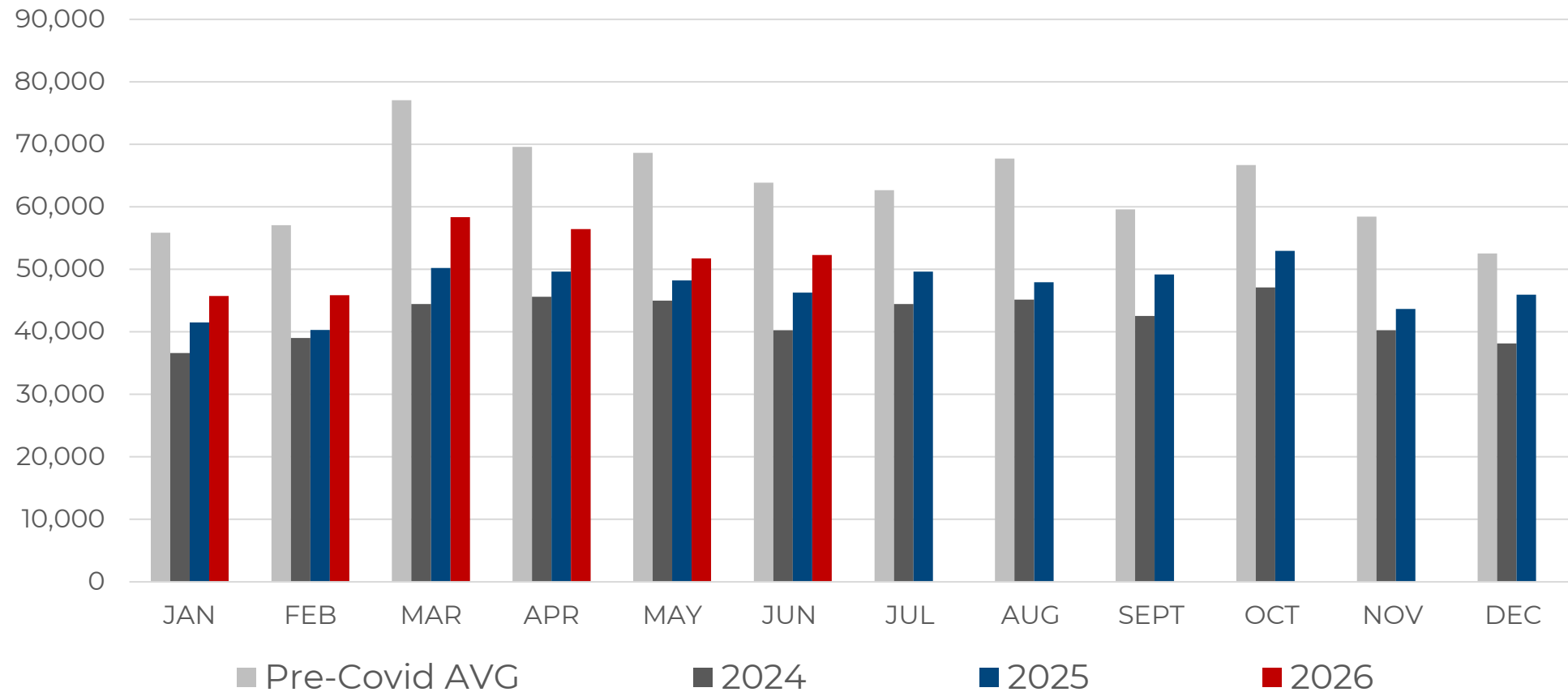
YEAR-TO-DATE BANKRUPTCY SUMMARY



 AIS	YTD Filing Totals 2026	YTD Change From 2025	% Change From 2025
All Bankruptcies	310,610	33,924	12.26%
Chapter 7	197,721	22,909	13.10%
Chapter 11	5,092	1,270	33.23%
Chapter 11 Sub Chapter V	1,659	550	49.59%
Chapter 12	195	28	16.77%
Chapter 13	107,480	9,697	9.92%
Chapter 15	122	20	19.61%

2026 MONTHLY FILING TOTALS

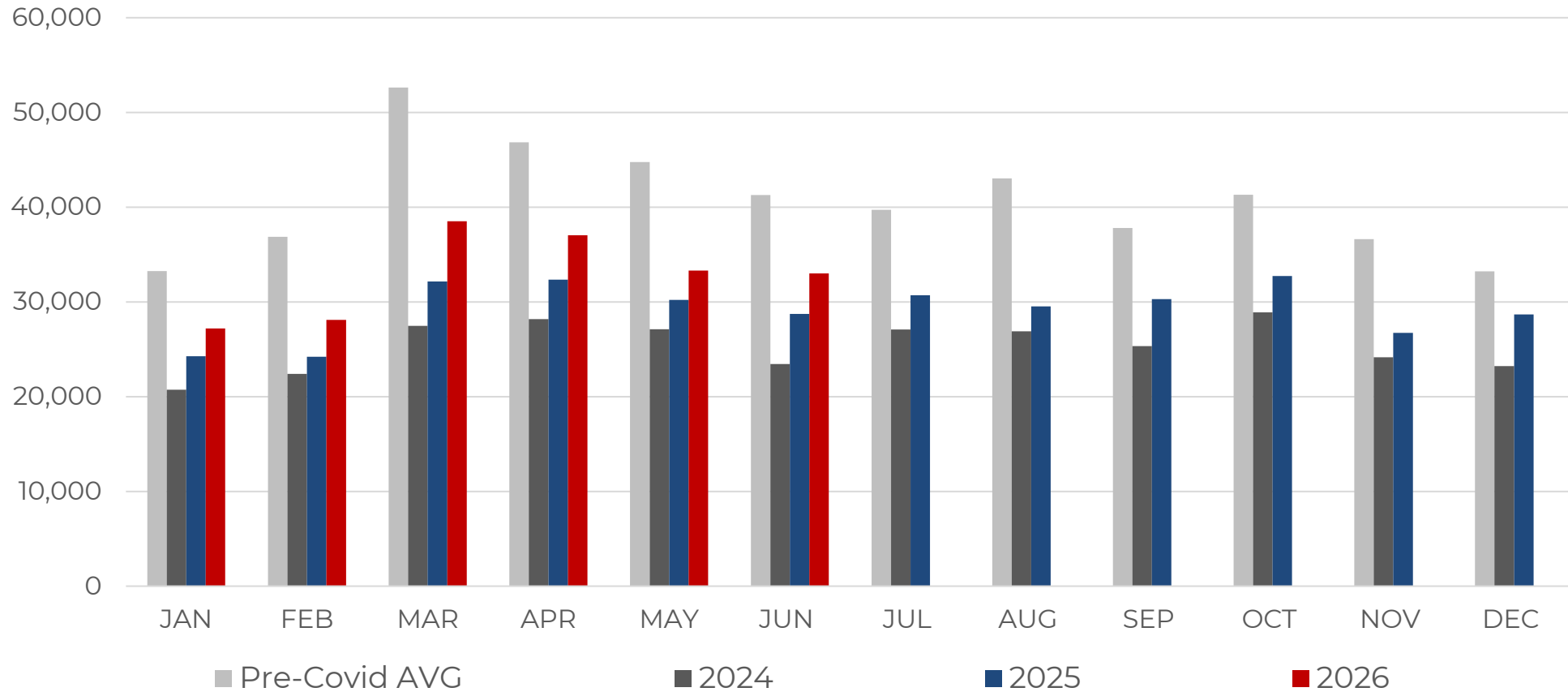
June total filings are **up 12.97%** compared to the same time period in 2025.
This total is **18.13% below** the pre-Covid average* for the month of June.



*Pre-Covid average consists of filings totals for 2017-2019

2026 MONTHLY CHAPTER 7 FILINGS

June Chapter 7s are **up 13.56%** compared to the same time period in 2025.
This total is **20.01% below** the Pre-Covid average* for the month of June.

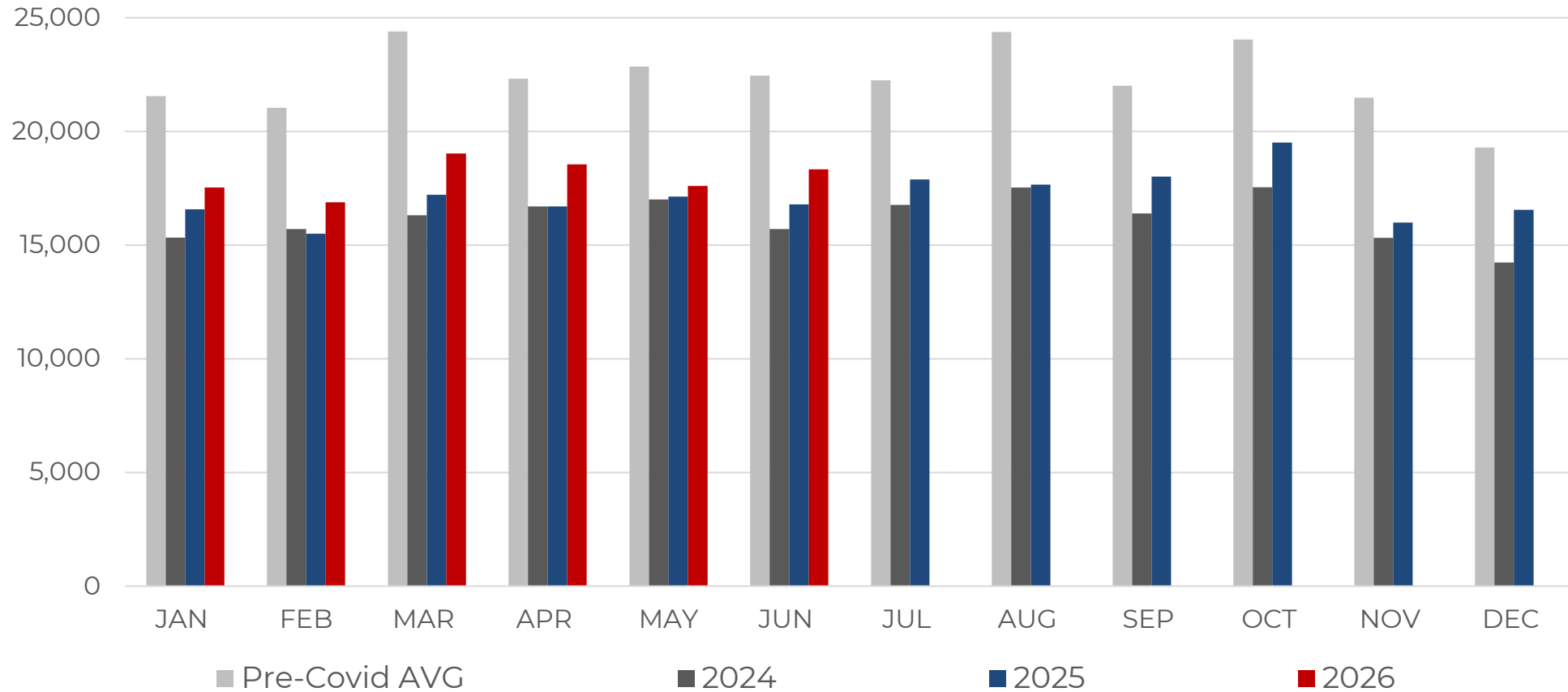


*Pre-Covid average consists of filings totals for 2017-2019

2026 MONTHLY CHAPTER 13 FILINGS



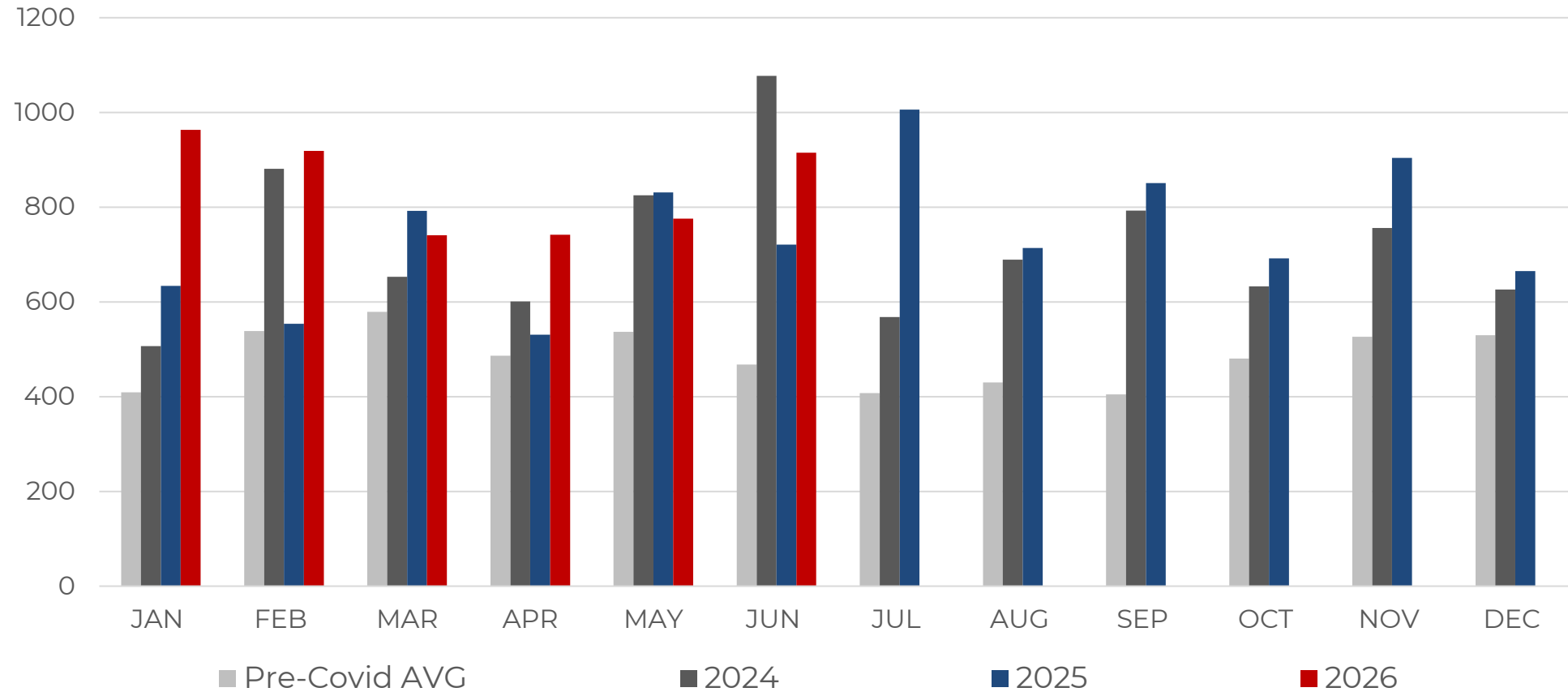
June Chapter 13s are **up 11.28%** compared to the same time period in 2025.
This total is **18.34 below** the Pre-Covid average* for the month of June.



*Pre-Covid average consists of filings totals for 2017-2019

2026 MONTHLY CHAPTER 11 FILINGS

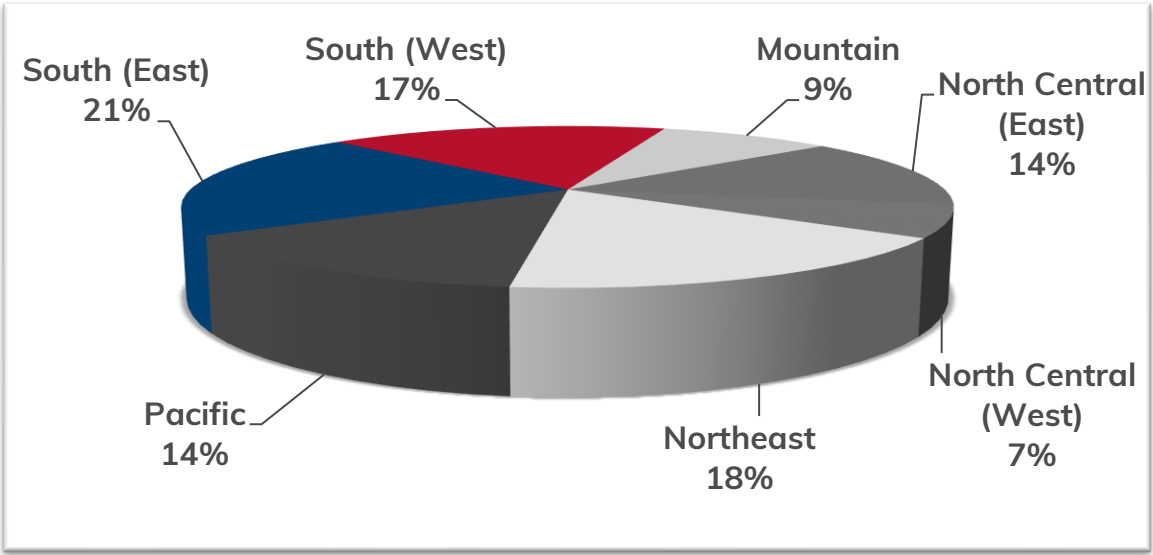
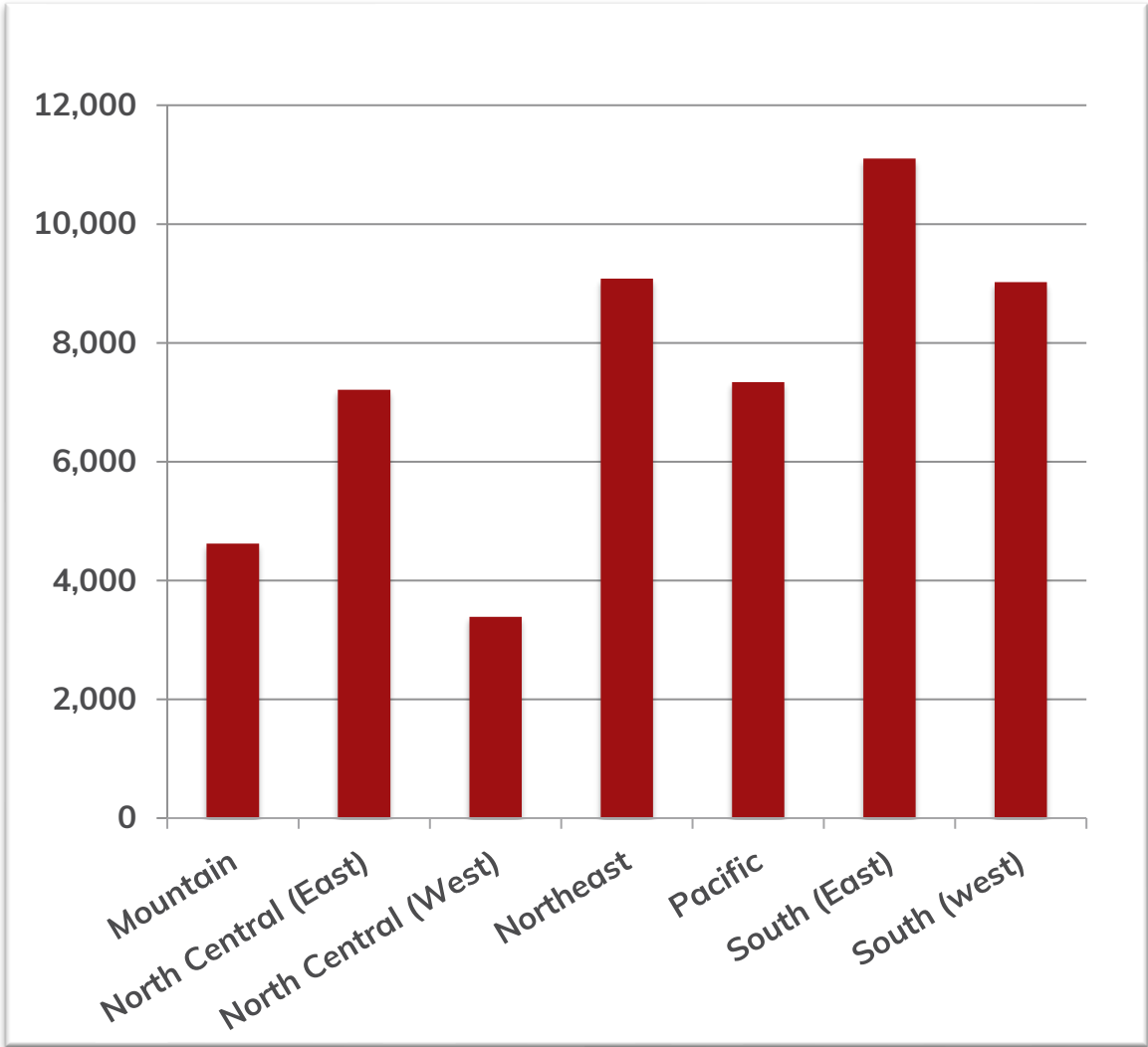
June Chapter 11s are **up 31.09%** compared to the same time period in 2025.
This total is **95.51% above** the Pre-Covid average* for the month of June.



*Pre-Covid average consists of filings totals for 2017-2019

BANKRUPTCY FILINGS BY REGION

For Bankruptcies Filed Between 06/01/2026 and 06/30/2026



REGION	STATES
Mountain	Arizona, Colorado, Idaho, Montana, New Mexico, Utah, Wyoming
North Central (East)	Illinois, Indiana, Michigan, Ohio, Wisconsin
North Central (West)	Iowa, Kansas, Minnesota, Missouri, Nebraska, North Dakota, South Dakota
Northeast	Connecticut, Delaware, Maine, Massachusetts, New Hampshire, New Jersey, New York, Pennsylvania, Rhode Island, Vermont
Pacific	Alaska, California, Hawaii, Guam, Nevada, Oregon, Washington
South (East)	District of Columbia, Florida, Georgia, Kentucky, Maryland, North Carolina, Puerto Rico, South Carolina, Tennessee, Virgin Islands, Virginia, West Virginia
South (West)	Alabama, Arkansas, Louisiana, Mississippi, Oklahoma, Texas

BANKRUPTCY FILINGS BY COURT



For Bankruptcies Filed Between 06/01/2026 and 06/30/2026

COURT	CH 7	CH 11	CH 12	CH 13	TOTAL
DISTRICT OF ALASKA	25			9	34
MIDDLE DISTRICT OF ALABAMA	103			475	578
NORTHERN DISTRICT OF ALABAMA	396		1	548	945
SOUTHERN DISTRICT OF ALABAMA	72	4		345	421
EASTERN DISTRICT OF ARKANSAS	182	2	3	261	448
WESTERN DISTRICT OF ARKANSAS	100	2		104	206
DISTRICT OF ARIZONA	855	11		170	1,036
CENTRAL DISTRICT OF CALIFORNIA	2,260	45		406	2,711
EASTERN DISTRICT OF CALIFORNIA	951	10	3	176	1,140
NORTHERN DISTRICT OF CALIFORNIA	390	25		147	562
SOUTHERN DISTRICT OF CALIFORNIA	360	3		51	414
DISTRICT OF COLORADO	703	12	1	164	880
DISTRICT OF CONNECTICUT	245	5		48	298
DISTRICT OF WASHINGTON, D.C.	26	5		13	44
DISTRICT OF DELAWARE	100	31	1	39	171
MIDDLE DISTRICT OF FLORIDA	2,083	52		568	2,703
NORTHERN DISTRICT OF FLORIDA	192	5		53	250
SOUTHERN DISTRICT OF FLORIDA	849	41		563	1,453
MIDDLE DISTRICT OF GEORGIA	182	3	1	369	555
NORTHERN DISTRICT OF GEORGIA	1,063	26	2	758	1,849

BANKRUPTCY FILINGS BY COURT



For Bankruptcies Filed Between 06/01/2026 and 06/30/2026

COURT	CH 7	CH 11	CH 12	CH 13	TOTAL
SOUTHERN DISTRICT OF GEORGIA	55			244	299
DISTRICT OF GUAM	66			21	87
DISTRICT OF HAWAII	87			10	97
NORTHERN DISTRICT OF IOWA	161	1		46	208
SOUTHERN DISTRICT OF IOWA	190			20	210
DISTRICT OF IDAHO	195	1		56	252
CENTRAL DISTRICT OF ILLINOIS	1,048	12		796	1,856
NORTHERN DISTRICT OF ILLINOIS	87	4	1	66	158
SOUTHERN DISTRICT OF ILLINOIS	372			238	610
NORTHERN DISTRICT OF INDIANA	572	3		412	987
SOUTHERN DISTRICT OF INDIANA	206	2	1	172	381
DISTRICT OF KANSAS	411	1	1	208	621
EASTERN DISTRICT OF KENTUCKY	222	6		257	485
WESTERN DISTRICT OF KENTUCKY	74	4		199	277
EASTERN DISTRICT OF LOUISIANA	53	1		59	113
MIDDLE DISTRICT OF LOUISIANA	91	3		394	488
WESTERN DISTRICT OF LOUISIANA	318	9		179	506
DISTRICT OF MASSACHUSETTS	843	5	1	473	1,322
DISTRICT OF MARYLAND	56	13		12	81
DISTRICT OF MAINE	1,117	6	2	471	1,596

BANKRUPTCY FILINGS BY COURT



For Bankruptcies Filed Between 06/01/2026 and 06/30/2026

COURT	CH 7	CH 11	CH 12	CH 13	TOTAL
EASTERN DISTRICT OF MICHIGAN	240			119	359
WESTERN DISTRICT OF MICHIGAN	622	3		173	798
DISTRICT OF MINNESOTA	337	6		219	562
EASTERN DISTRICT OF MISSOURI	215			172	387
WESTERN DISTRICT OF MISSOURI	165			241	406
NORTHERN DISTRICT OF MISSISSIPPI	239	1		192	432
SOUTHERN DISTRICT OF MISSISSIPPI	54			9	63
DISTRICT OF MONTANA	139	10		359	508
EASTERN DISTRICT OF NORTH CAROLINA	92	4		122	218
MIDDLE DISTRICT OF NORTH CAROLINA	133	3		110	246
WESTERN DISTRICT OF NORTH CAROLINA	81	2		9	92
DISTRICT OF NORTH DAKOTA	159	4		67	230
DISTRICT OF NEBRASKA	79	2		23	104
DISTRICT OF NEW HAMPSHIRE	801	178	1	421	1,401
DISTRICT OF NEW JERSEY	118	1		18	137
DISTRICT OF NEW MEXICO	620	8		132	760
DISTRICT OF NEVADA	611	88		304	1,003
EASTERN DISTRICT OF NEW YORK	243	3		98	344
NORTHERN DISTRICT OF NEW YORK	296	32		135	463
SOUTHERN DISTRICT OF NEW YORK	211	3		96	310

BANKRUPTCY FILINGS BY COURT



For Bankruptcies Filed Between 06/01/2026 and 06/30/2026

COURT	CH 7	CH 11	CH 12	CH 13	TOTAL
WESTERN DISTRICT OF NEW YORK	1,056	3		201	1,260
NORTHERN DISTRICT OF OHIO	772	2	1	321	1,096
SOUTHERN DISTRICT OF OHIO	119			12	131
EASTERN DISTRICT OF OKLAHOMA	162			23	185
NORTHERN DISTRICT OF OKLAHOMA	293	7	1	83	384
WESTERN DISTRICT OF OKLAHOMA	541	7		119	667
DISTRICT OF OREGON	209	8		218	435
EASTERN DISTRICT OF PENNSYLVANIA	164			148	312
MIDDLE DISTRICT OF PENNSYLVANIA	249	6		124	379
WESTERN DISTRICT OF PENNSYLVANIA	196	5	1	348	550
DISTRICT OF PUERTO RICO	75	1		29	105
DISTRICT OF RHODE ISLAND	192	2		318	512
DISTRICT OF SOUTH CAROLINA	63		1	11	75
DISTRICT OF SOUTH DAKOTA	360	1		298	659
EASTERN DISTRICT OF TENNESSEE	311	12		247	570
MIDDLE DISTRICT OF TENNESSEE	180	4		555	739
WESTERN DISTRICT OF TENNESSEE	329	10	1	208	548
EASTERN DISTRICT OF TEXAS	668	23	1	426	1,118
NORTHERN DISTRICT OF TEXAS	590	69		331	990
SOUTHERN DISTRICT OF TEXAS	537	12		231	780

BANKRUPTCY FILINGS BY COURT



For Bankruptcies Filed Between 06/01/2026 and 06/30/2026

COURT	CH 7	CH 11	CH 12	CH 13	TOTAL
WESTERN DISTRICT OF TEXAS	479			220	699
DISTRICT OF UTAH	676	7		456	1,139
EASTERN DISTRICT OF VIRGINIA	212	1		119	332
WESTERN DISTRICT OF VIRGINIA	1			1	2
DISTRICT OF THE VIRGIN ISLANDS					
DISTRICT OF VERMONT	21	1		5	27
EASTERN DISTRICT OF WASHINGTON	162	13		31	206
WESTERN DISTRICT OF WASHINGTON	494	6		149	649
EASTERN DISTRICT OF WISCONSIN	376			234	610
WESTERN DISTRICT OF WISCONSIN	172	2		51	225
NORTHERN DISTRICT OF WEST VIRGINIA	61			25	86
SOUTHERN DISTRICT OF WEST VIRGINIA	81	2		12	95
DISTRICT OF WYOMING	39			8	47

AIS is a professional services and technology company that reduces operating costs, improves compliance and mitigates risk through automation and highly skilled labor. Our clients see us as a "strategic partner" that manages the day-to-day work so our clients can focus on growing their business. We review processes, eliminate non-value adds, and help your teams work smarter and faster.

We build and deploy technology to automate and increase controls in your back-office. We recruit, train, and manage specialized human resources to meet your immediate staffing needs and increase your organizational bandwidth.

We equip decision makers with deep data sets and forward-thinking analytics so they can make smarter business decisions and create better customer experiences. We serve a variety of industries including banking, automotive finance, credit card, mortgage, insurance and telecommunications.

AIS warrants that it employs all reasonable endeavours to ensure that the supplied statistical reports are substantially complete and free of errors or defects. The user acknowledges that all information contained herein is derived from public record data and from time to time, errors may occur. InSight is a proprietary analytical report produced monthly by AIS. The supplied information will not be disclosed, recompiled, sold or traded, in whole or in part, to third parties unless prior written consent is obtained. AIS assumes no responsibility or liability for any decisions made as a result of using this report.

