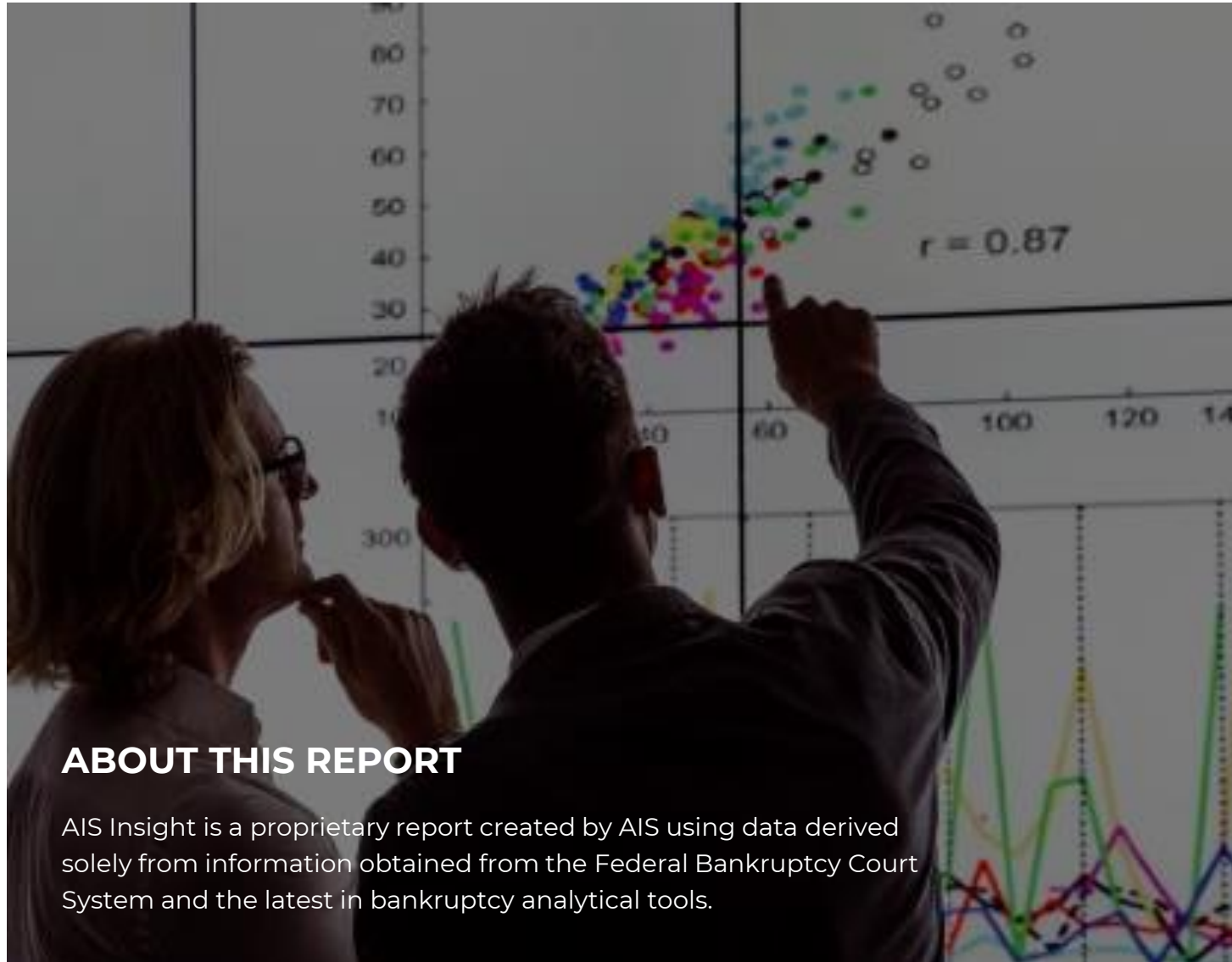


The background of the slide is a dark, semi-transparent image of a business meeting. Several people are gathered around a table, looking at documents and a tablet. One person is holding a pen over a document, another is holding a tablet, and a third is writing in a notebook. The documents on the table feature various charts, including a pie chart and a bar chart, and some text like "FINANCIAL" and "BUDGET".

AIS Insight Report

2022 | 10th Issue | September 2022 Data



ABOUT THIS REPORT

AIS Insight is a proprietary report created by AIS using data derived solely from information obtained from the Federal Bankruptcy Court System and the latest in bankruptcy analytical tools.

TABLE OF CONTENTS

BANKRUPTCY STATISTICS SNAPSHOT	1
BANKRUPTCY FILINGS BY REGION - CHARTS	2
BANKRUPTCY FILINGS BY COURT - TABLE	3-7

PRODUCT SPOTLIGHT

BANKRUPTCY EVENT TRACKING is driven by the latest bankruptcy technology, automating docket review processes and serving as a practical alternative to other products in the market.

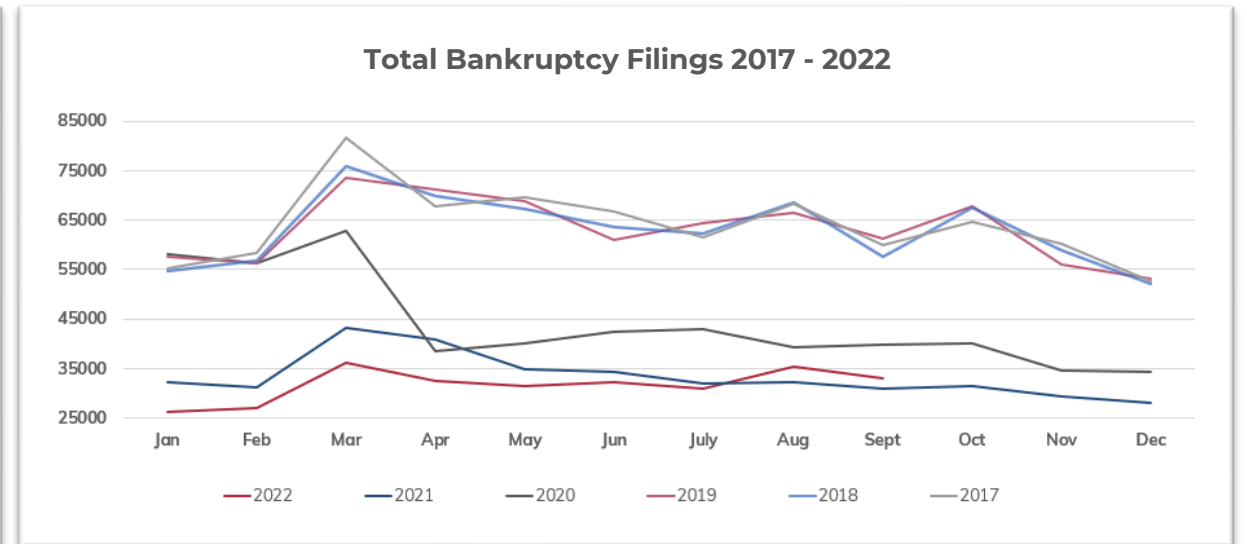
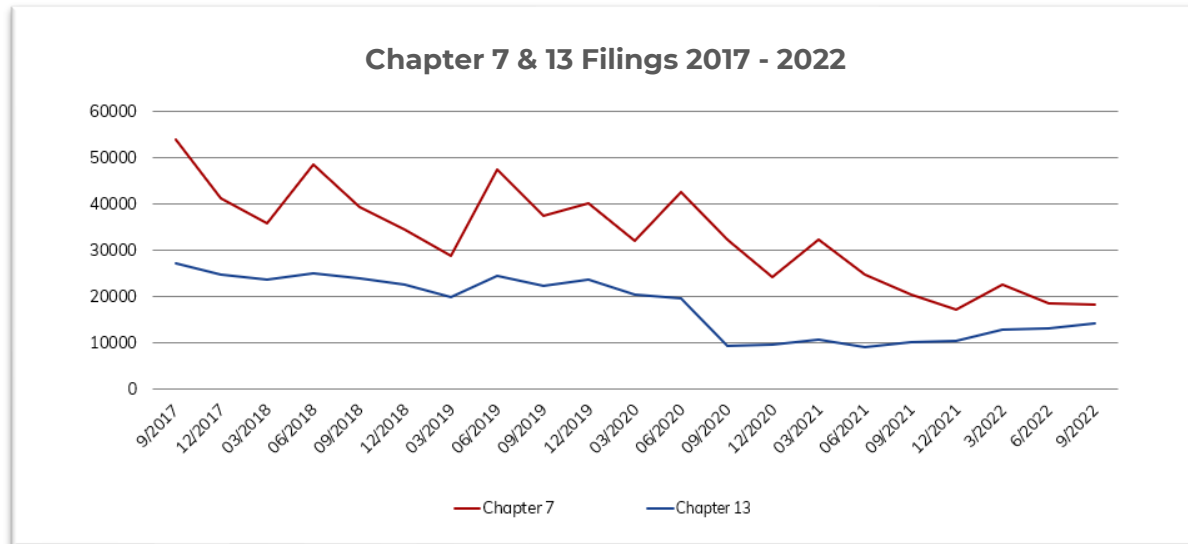
Our proprietary system notifies clients of bankruptcy filings, monitors case dockets and pushes critical activities into client-customized work queues to take immediate action.

BANKRUPTCY STATISTICS SNAPSHOT



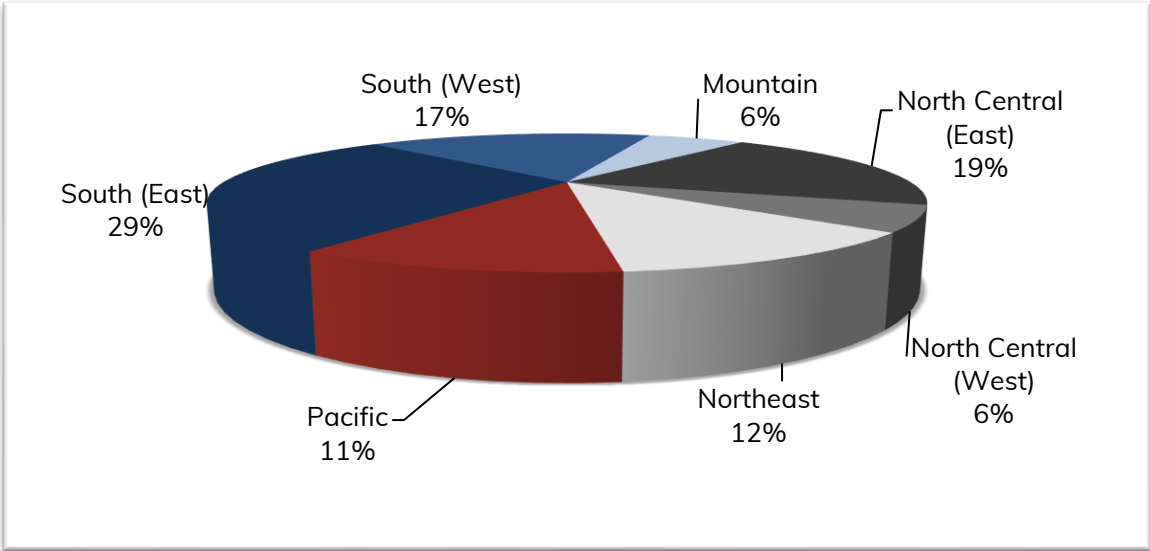
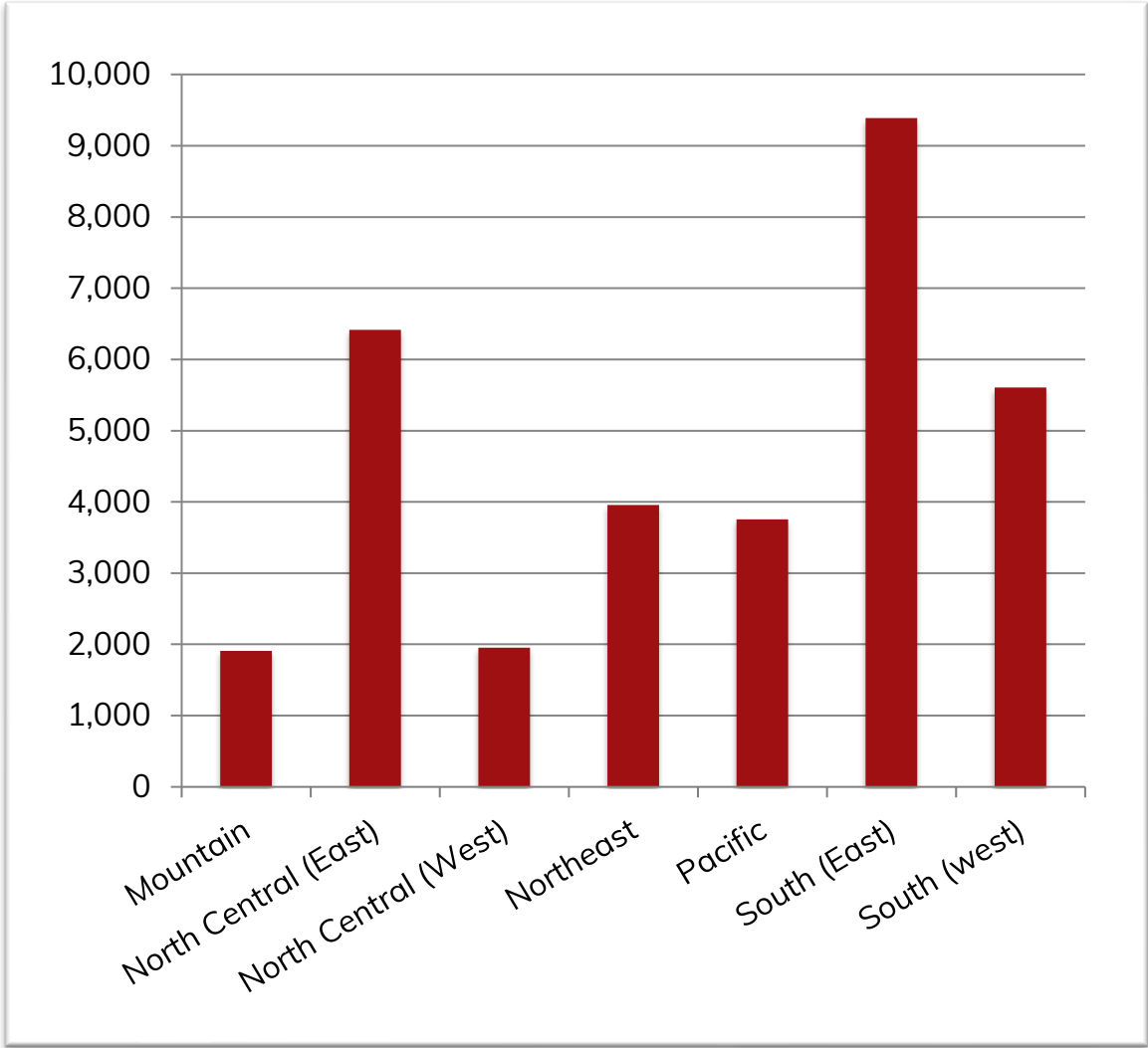
For Bankruptcies Filed Between 09/01/2022 and 09/30/2022

Total Bankruptcies Filed	33,106	Total Bankruptcies Filed last 12 months	373,510
Chapter 13	14,289	Total Bankruptcies Filed Prev. Month	35,400
Chapter 7	18,307	Total Bankruptcies Filed Prev. Year (same month)	30,920
Chapter 11	482	Increased Bankruptcies from Prev. Month Total	-2,294 (-6.48%)
Chapter 11, Subchapter V	156	Increased Bankruptcies from Prev. Year Total (same month)	2,186 (7.07%)



BANKRUPTCY FILINGS BY REGION

For Bankruptcies Filed Between 09/01/2022 and 09/30/2022



REGION	STATES
Mountain	Arizona, Colorado, Idaho, Montana, New Mexico, Utah, Wyoming
North Central (East)	Illinois, Indiana, Michigan, Ohio, Wisconsin
North Central (West)	Iowa, Kansas, Minnesota, Missouri, Nebraska, North Dakota, South Dakota
Northeast	Connecticut, Delaware, Maine, Massachusetts, New Hampshire, New Jersey, New York, Pennsylvania, Rhode Island, Vermont
Pacific	Alaska, California, Hawaii, Guam, Nevada, Oregon, Washington
South (East)	District of Columbia, Florida, Georgia, Kentucky, Maryland, North Carolina, Puerto Rico, South Carolina, Tennessee, Virgin Islands, Virginia, West Virginia
South (West)	Alabama, Arkansas, Louisiana, Mississippi, Oklahoma, Texas

BANKRUPTCY FILINGS BY COURT



For Bankruptcies Filed Between 09/01/2022 and 09/30/2022

COURT	CH 7	CH 11	CH 12	CH 13	TOTAL
DISTRICT OF ALASKA	14			1	15
MIDDLE DISTRICT OF ALABAMA	67		1	395	463
NORTHERN DISTRICT OF ALABAMA	269			442	711
SOUTHERN DISTRICT OF ALABAMA	49	1		246	296
EASTERN DISTRICT OF ARKANSAS	103	1		208	313
WESTERN DISTRICT OF ARKANSAS	65			104	169
DISTRICT OF ARIZONA	615	6		125	746
CENTRAL DISTRICT OF CALIFORNIA	1,099	21		249	1,369
EASTERN DISTRICT OF CALIFORNIA	372	2		124	498
NORTHERN DISTRICT OF CALIFORNIA	209	15		121	345
SOUTHERN DISTRICT OF CALIFORNIA	189	2		38	229
DISTRICT OF COLORADO	336	4	2	116	458
DISTRICT OF CONNECTICUT	158	2		67	227
DISTRICT OF WASHINGTON, D.C.	12	1		7	20
DISTRICT OF DELAWARE	45	32		26	103
MIDDLE DISTRICT OF FLORIDA	746	19		305	1,070
NORTHERN DISTRICT OF FLORIDA	79	2		30	111
SOUTHERN DISTRICT OF FLORIDA	403	11		410	824
MIDDLE DISTRICT OF GEORGIA	104	12	1	361	478
NORTHERN DISTRICT OF GEORGIA	656	16		726	1,398

BANKRUPTCY FILINGS BY COURT



For Bankruptcies Filed Between 09/01/2022 and 09/30/2022

COURT	CH 7	CH 11	CH 12	CH 13	TOTAL
SOUTHERN DISTRICT OF GEORGIA	32			290	322
DISTRICT OF GUAM	3				3
DISTRICT OF HAWAII	52			23	75
NORTHERN DISTRICT OF IOWA	73		1	10	84
SOUTHERN DISTRICT OF IOWA	105	1		33	139
DISTRICT OF IDAHO	106			16	122
CENTRAL DISTRICT OF ILLINOIS	140			45	185
NORTHERN DISTRICT OF ILLINOIS	804	6		654	1,464
SOUTHERN DISTRICT OF ILLINOIS	86			64	150
NORTHERN DISTRICT OF INDIANA	252	1		158	411
SOUTHERN DISTRICT OF INDIANA	412			284	696
DISTRICT OF KANSAS	142	2		148	292
EASTERN DISTRICT OF KENTUCKY	210	1		104	315
WESTERN DISTRICT OF KENTUCKY	168			228	396
EASTERN DISTRICT OF LOUISIANA	51	2		109	162
MIDDLE DISTRICT OF LOUISIANA	42			27	69
WESTERN DISTRICT OF LOUISIANA	60	1		366	427
DISTRICT OF MASSACHUSETTS	162	3		110	275
DISTRICT OF MARYLAND	405	2		208	615
DISTRICT OF MAINE	33	1		6	40

BANKRUPTCY FILINGS BY COURT



For Bankruptcies Filed Between 09/01/2022 and 09/30/2022

COURT	CH 7	CH 11	CH 12	CH 13	TOTAL
EASTERN DISTRICT OF MICHIGAN	696	4		362	1,062
WESTERN DISTRICT OF MICHIGAN	154	1		74	229
DISTRICT OF MINNESOTA	360			121	481
EASTERN DISTRICT OF MISSOURI	250			167	417
WESTERN DISTRICT OF MISSOURI	157	2		157	316
NORTHERN DISTRICT OF MISSISSIPPI	95			247	342
SOUTHERN DISTRICT OF MISSISSIPPI	162	3		211	376
DISTRICT OF MONTANA	43			8	51
EASTERN DISTRICT OF NORTH CAROLINA	72	3	1	200	276
MIDDLE DISTRICT OF NORTH CAROLINA	44			90	134
WESTERN DISTRICT OF NORTH CAROLINA	47	3		73	123
DISTRICT OF NORTH DAKOTA	33				33
DISTRICT OF NEBRASKA	89	1	2	49	141
DISTRICT OF NEW HAMPSHIRE	42	1		20	63
DISTRICT OF NEW JERSEY	461	11		379	851
DISTRICT OF NEW MEXICO	75			14	89
DISTRICT OF NEVADA	352	14		79	445
EASTERN DISTRICT OF NEW YORK	382	32		324	738
NORTHERN DISTRICT OF NEW YORK	177		2	65	244
SOUTHERN DISTRICT OF NEW YORK	193	20		68	281

BANKRUPTCY FILINGS BY COURT



For Bankruptcies Filed Between 09/01/2022 and 09/30/2022

COURT	CH 7	CH 11	CH 12	CH 13	TOTAL
WESTERN DISTRICT OF NEW YORK	90	2		65	157
NORTHERN DISTRICT OF OHIO	689	3		187	879
SOUTHERN DISTRICT OF OHIO	442	3		251	696
EASTERN DISTRICT OF OKLAHOMA	67			6	73
NORTHERN DISTRICT OF OKLAHOMA	95			16	111
WESTERN DISTRICT OF OKLAHOMA	208	2		48	258
DISTRICT OF OREGON	249			104	353
EASTERN DISTRICT OF PENNSYLVANIA	110	2		212	324
MIDDLE DISTRICT OF PENNSYLVANIA	112	1		153	266
WESTERN DISTRICT OF PENNSYLVANIA	165	5		143	313
DISTRICT OF PUERTO RICO	80	12		192	284
DISTRICT OF RHODE ISLAND	47	1		16	64
DISTRICT OF SOUTH CAROLINA	96	3		210	309
DISTRICT OF SOUTH DAKOTA	43			8	51
EASTERN DISTRICT OF TENNESSEE	275	2		287	564
MIDDLE DISTRICT OF TENNESSEE	169	4		191	364
WESTERN DISTRICT OF TENNESSEE	138			555	693
EASTERN DISTRICT OF TEXAS	138	8		138	284
NORTHERN DISTRICT OF TEXAS	255	8		319	582
SOUTHERN DISTRICT OF TEXAS	187	142		249	578

BANKRUPTCY FILINGS BY COURT



For Bankruptcies Filed Between 09/01/2022 and 09/30/2022

COURT	CH 7	CH 11	CH 12	CH 13	TOTAL
WESTERN DISTRICT OF TEXAS	201	9		183	393
DISTRICT OF UTAH	242	2		172	416
EASTERN DISTRICT OF VIRGINIA	375	6		390	771
WESTERN DISTRICT OF VIRGINIA	125	1		103	229
DISTRICT OF THE VIRGIN ISLANDS					
DISTRICT OF VERMONT	6			5	11
EASTERN DISTRICT OF WASHINGTON	75		1	11	87
WESTERN DISTRICT OF WASHINGTON	238	3		95	336
EASTERN DISTRICT OF WISCONSIN	267	1		197	465
WESTERN DISTRICT OF WISCONSIN	133			46	179
NORTHERN DISTRICT OF WEST VIRGINIA	27			6	33
SOUTHERN DISTRICT OF WEST VIRGINIA	54			8	62
DISTRICT OF WYOMING	23			5	28

AIS is a Texas-based FinTech firm offering data analytics, technology and talent to support Operations and IT functions within the financial services sector. We are committed to lowering costs, improving quality and delivering faster results for our clients. Our insights, software robotics and workforce solutions drive the day-to-day work so our clients can focus on growing their business.

Using a lean Six Sigma approach, our team reviews client processes, eliminates non-value adds, and streamlines productivity. We build and share financial and legal technology to automate and optimize operational performance. We recruit, train and manage highly skilled human resources to meet project-based or full-time staffing needs.

Our clients have global access to a wide-ranging team of subject matter experts specializing in data, information technology, business operations, and legal support,. We serve a variety of industries including commercial and retail banking, automotive finance, credit card, mortgage, insurance and telecommunications.

All rights reserved. AIS warrants that it employs all reasonable endeavours to ensure that the supplied statistical reports are substantially complete and free of errors or defects. The user acknowledges that all information contained herein is derived from public record data and from time to time, errors may occur. AIS InSight is a proprietary analytical report produced monthly by AIS. The supplied information will not be disclosed, recompiled, sold or traded, in whole or in part, to third parties unless prior written consent is obtained. AIS assumes no responsibility or liability for any decisions made as a result of using this report.

