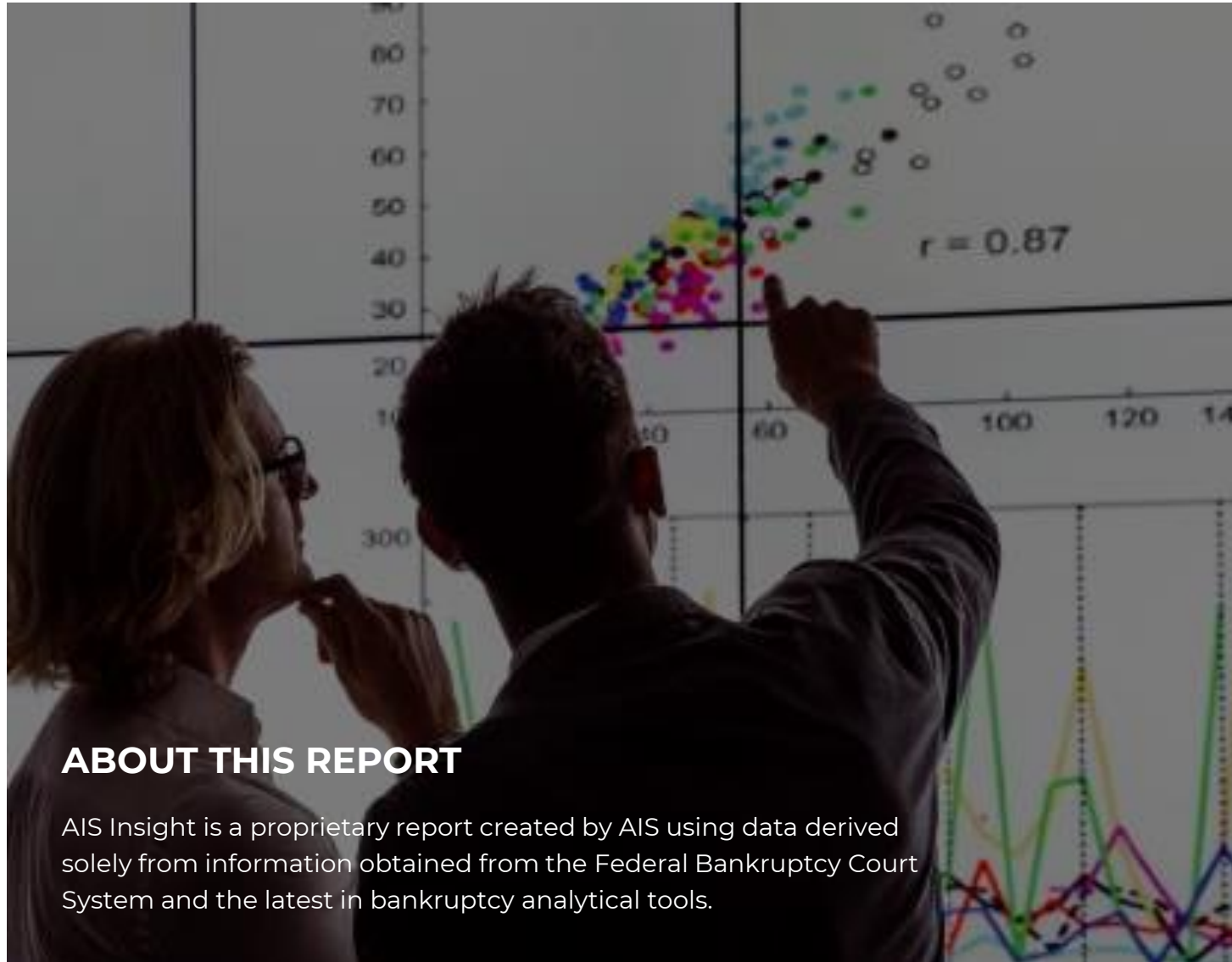


AIS Insight Report

2021 | 11th Issue | October Data



ABOUT THIS REPORT

AIS Insight is a proprietary report created by AIS using data derived solely from information obtained from the Federal Bankruptcy Court System and the latest in bankruptcy analytical tools.

TABLE OF CONTENTS

BANKRUPTCY STATISTICS SNAPSHOT	1
BANKRUPTCY FILINGS BY REGION - CHARTS	2
BANKRUPTCY FILINGS BY COURT - TABLE	3-7

PRODUCT SPOTLIGHT

BANKRUPTCY EVENT TRACKING is driven by the latest bankruptcy technology, automating docket review processes and serving as a practical alternative to other products in the market.

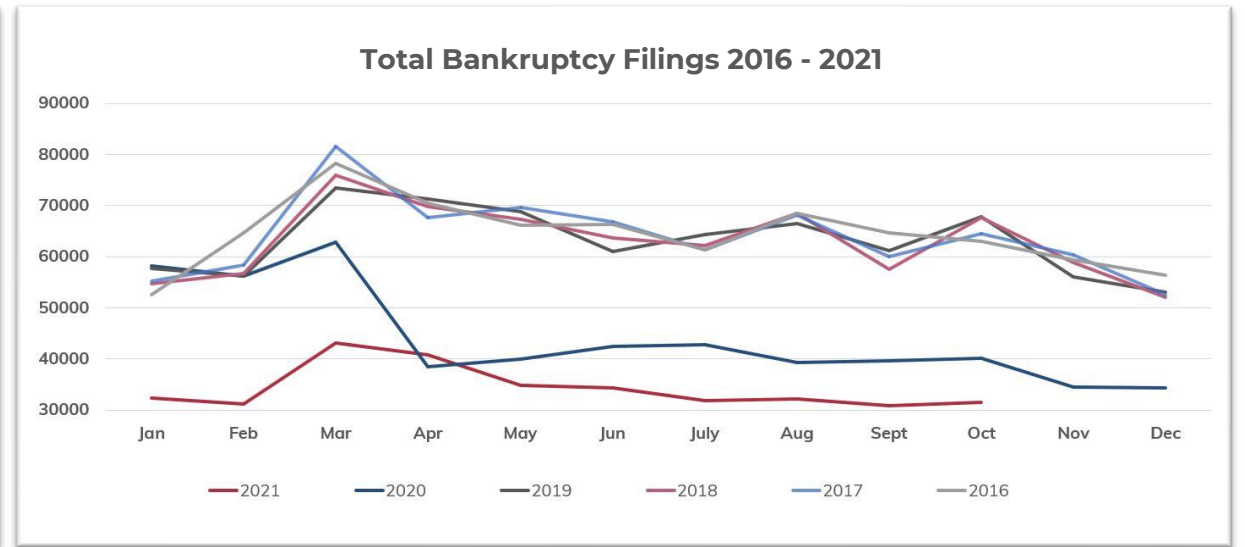
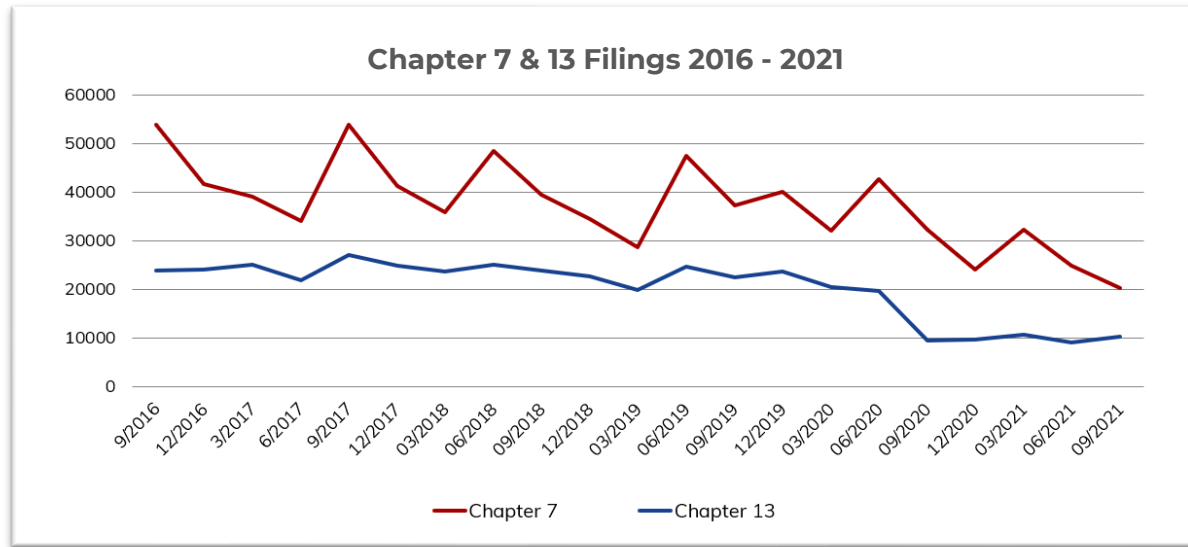
Our proprietary system notifies clients of bankruptcy filings, monitors case dockets and pushes critical activities into client-customized work queues to take immediate action.

BANKRUPTCY STATISTICS SNAPSHOT



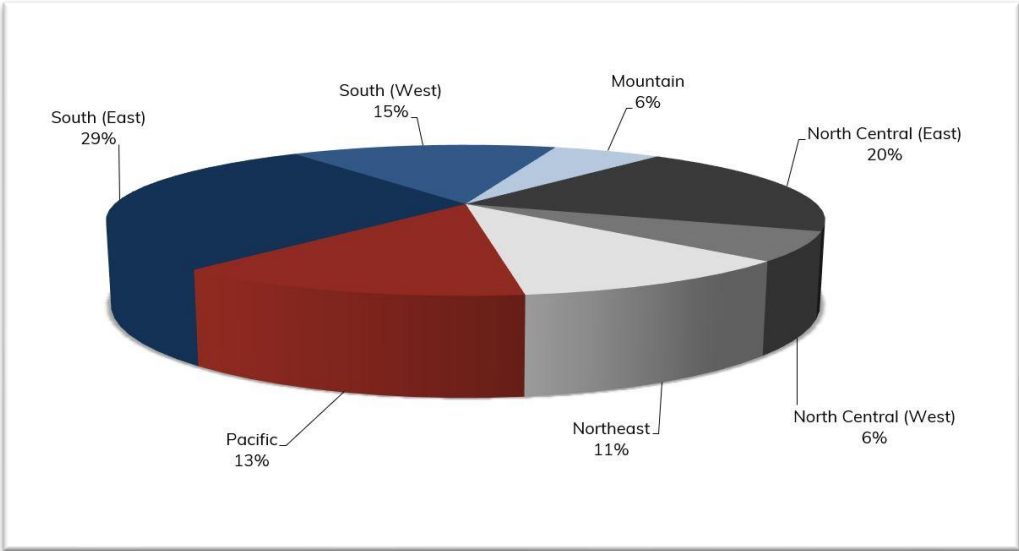
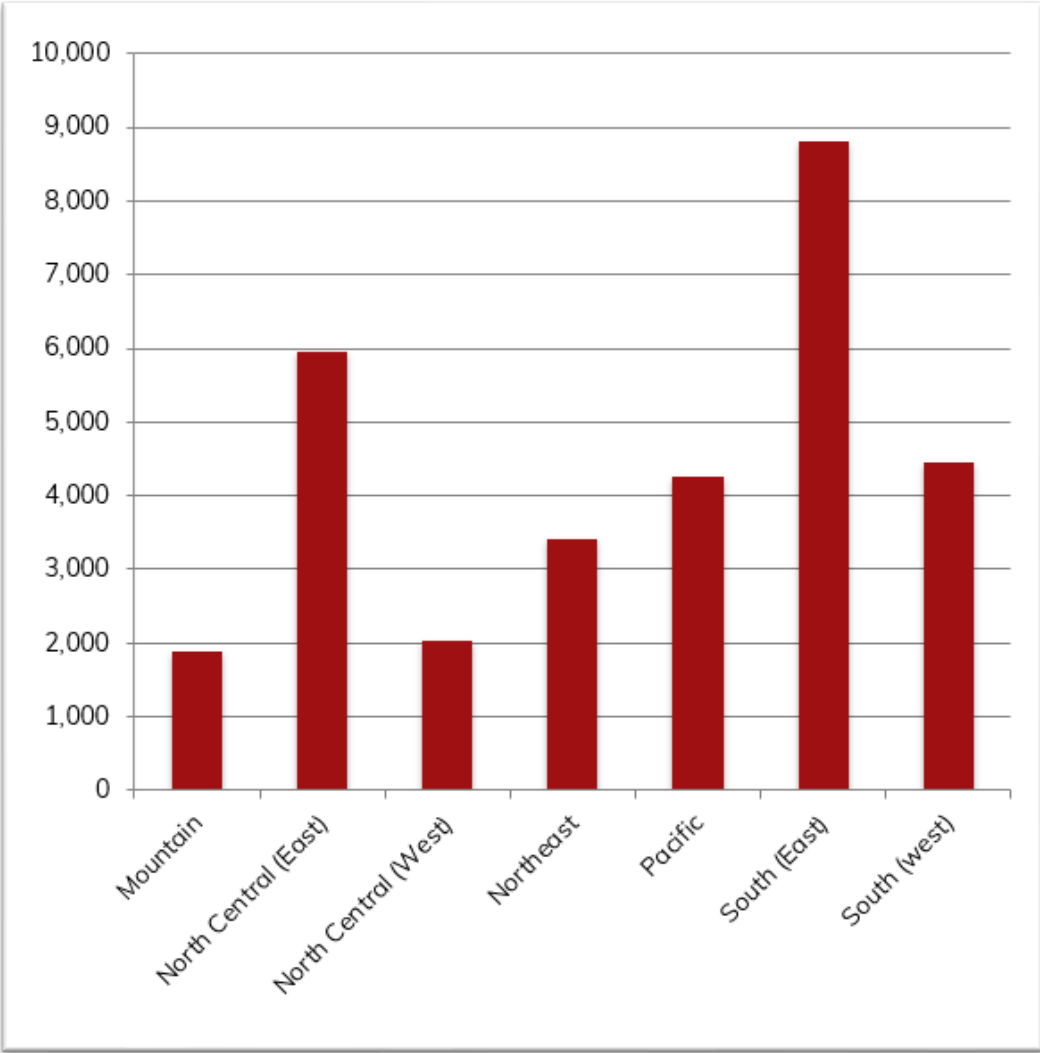
For Bankruptcies Filed Between 10/01/2021 and 10/31/2021

Total Bankruptcies Filed	31,483	Total Bankruptcies Filed last 12 months	412,968
Chapter 13	11,162	Total Bankruptcies Filed Prev. Month	30,922
Chapter 7	19,951	Total Bankruptcies Filed Prev. Year (same month)	40,237
Chapter 11	345	Increased Bankruptcies from Prev. Month Total	561 (1.81%)
Chapter 11, Subchapter V	104	Increased Bankruptcies from Prev. Year Total (same month)	-8,754 (-21.76%)



BANKRUPTCY FILINGS BY REGION

For Bankruptcies Filed Between 10/01/2021 and 10/31/2021



REGION	STATES
Mountain	Arizona, Colorado, Idaho, Montana, New Mexico, Utah, Wyoming
North Central (East)	Illinois, Indiana, Michigan, Ohio, Wisconsin
North Central (West)	Iowa, Kansas, Minnesota, Missouri, Nebraska, North Dakota, South Dakota
Northeast	Connecticut, Delaware, Maine, Massachusetts, New Hampshire, New Jersey, New York, Pennsylvania, Rhode Island, Vermont
Pacific	Alaska, California, Hawaii, Guam, Nevada, Oregon, Washington
South (East)	District of Columbia, Florida, Georgia, Kentucky, Maryland, North Carolina, Puerto Rico, South Carolina, Tennessee, Virgin Islands, Virginia, West Virginia
South (West)	Alabama, Arkansas, Louisiana, Mississippi, Oklahoma, Texas

BANKRUPTCY FILINGS BY COURT



For Bankruptcies Filed Between 10/01/2021 and 10/31/2021

COURT	CH 7	CH 11	CH 12	CH 13	TOTAL
DISTRICT OF ALASKA	14			3	17
MIDDLE DISTRICT OF ALABAMA	83	1		323	407
NORTHERN DISTRICT OF ALABAMA	276	3	1	345	625
SOUTHERN DISTRICT OF ALABAMA	32	2		178	212
EASTERN DISTRICT OF ARKANSAS	140	1		143	284
WESTERN DISTRICT OF ARKANSAS	63	1		85	149
DISTRICT OF ARIZONA	570	4		98	672
CENTRAL DISTRICT OF CALIFORNIA	1,398	31	1	253	1,683
EASTERN DISTRICT OF CALIFORNIA	403	2		110	515
NORTHERN DISTRICT OF CALIFORNIA	211	10		104	325
SOUTHERN DISTRICT OF CALIFORNIA	284	3		43	330
DISTRICT OF COLORADO	337	9		123	469
DISTRICT OF CONNECTICUT	202			49	251
DISTRICT OF WASHINGTON, D.C.	9	3		5	17
DISTRICT OF DELAWARE	46	79		24	149
MIDDLE DISTRICT OF FLORIDA	1,077	11		367	1,455
NORTHERN DISTRICT OF FLORIDA	84			25	109
SOUTHERN DISTRICT OF FLORIDA	530	14		390	934
MIDDLE DISTRICT OF GEORGIA	124	4	1	281	410
NORTHERN DISTRICT OF GEORGIA	543	9		594	1,146

BANKRUPTCY FILINGS BY COURT



For Bankruptcies Filed Between 10/01/2021 and 10/31/2021

COURT	CH 7	CH 11	CH 12	CH 13	TOTAL
SOUTHERN DISTRICT OF GEORGIA	40			234	274
DISTRICT OF GUAM					
DISTRICT OF HAWAII	63			24	87
NORTHERN DISTRICT OF IOWA	54			7	61
SOUTHERN DISTRICT OF IOWA	93		1	21	115
DISTRICT OF IDAHO	116			12	128
CENTRAL DISTRICT OF ILLINOIS	148			49	197
NORTHERN DISTRICT OF ILLINOIS	802	6		496	1,304
SOUTHERN DISTRICT OF ILLINOIS	85			66	151
NORTHERN DISTRICT OF INDIANA	254	2		147	403
SOUTHERN DISTRICT OF INDIANA	382	1	1	265	649
DISTRICT OF KANSAS	150		1	140	291
EASTERN DISTRICT OF KENTUCKY	207	1		74	282
WESTERN DISTRICT OF KENTUCKY	165	1	1	188	355
EASTERN DISTRICT OF LOUISIANA	52			39	91
MIDDLE DISTRICT OF LOUISIANA	28	1		23	52
WESTERN DISTRICT OF LOUISIANA	67			260	327
DISTRICT OF MASSACHUSETTS	171	6		92	269
DISTRICT OF MARYLAND	418	13		235	666
DISTRICT OF MAINE	38	1		8	47

BANKRUPTCY FILINGS BY COURT



For Bankruptcies Filed Between 10/01/2021 and 10/31/2021

COURT	CH 7	CH 11	CH 12	CH 13	TOTAL
EASTERN DISTRICT OF MICHIGAN	731	3	1	272	1,007
WESTERN DISTRICT OF MICHIGAN	174			43	217
DISTRICT OF MINNESOTA	364	1	2	97	464
EASTERN DISTRICT OF MISSOURI	282	1		155	438
WESTERN DISTRICT OF MISSOURI	175	1		124	300
NORTHERN DISTRICT OF MISSISSIPPI	85			121	206
SOUTHERN DISTRICT OF MISSISSIPPI	164	1	1	141	307
DISTRICT OF MONTANA	26	2	1	5	34
EASTERN DISTRICT OF NORTH CAROLINA	77	2		168	247
MIDDLE DISTRICT OF NORTH CAROLINA	56			110	166
WESTERN DISTRICT OF NORTH CAROLINA	68	1		58	127
DISTRICT OF NORTH DAKOTA	27			5	32
DISTRICT OF NEBRASKA	134	1	3	48	186
DISTRICT OF NEW HAMPSHIRE	38	1		15	54
DISTRICT OF NEW JERSEY	520	8		235	763
DISTRICT OF NEW MEXICO	77	1		11	89
DISTRICT OF NEVADA	370	10		64	444
EASTERN DISTRICT OF NEW YORK	379	11		50	440
NORTHERN DISTRICT OF NEW YORK	152	1		50	203
SOUTHERN DISTRICT OF NEW YORK	244	19		42	305

BANKRUPTCY FILINGS BY COURT



For Bankruptcies Filed Between 10/01/2021 and 10/31/2021

COURT	CH 7	CH 11	CH 12	CH 13	TOTAL
WESTERN DISTRICT OF NEW YORK	91	3	1	23	118
NORTHERN DISTRICT OF OHIO	703	1		143	847
SOUTHERN DISTRICT OF OHIO	539	1	1	199	740
EASTERN DISTRICT OF OKLAHOMA	56			7	63
NORTHERN DISTRICT OF OKLAHOMA	106			15	121
WESTERN DISTRICT OF OKLAHOMA	190			45	235
DISTRICT OF OREGON	263	1		65	329
EASTERN DISTRICT OF PENNSYLVANIA	155	2		98	255
MIDDLE DISTRICT OF PENNSYLVANIA	112			62	174
WESTERN DISTRICT OF PENNSYLVANIA	214	4		94	312
DISTRICT OF PUERTO RICO	127	2		205	334
DISTRICT OF RHODE ISLAND	60			11	71
DISTRICT OF SOUTH CAROLINA	100	2		182	284
DISTRICT OF SOUTH DAKOTA	52			3	55
EASTERN DISTRICT OF TENNESSEE	261	1		207	469
MIDDLE DISTRICT OF TENNESSEE	155	5		172	332
WESTERN DISTRICT OF TENNESSEE	109	3		386	498
EASTERN DISTRICT OF TEXAS	152	1		109	262
NORTHERN DISTRICT OF TEXAS	266	8	1	216	491
SOUTHERN DISTRICT OF TEXAS	251	9		161	421

BANKRUPTCY FILINGS BY COURT



For Bankruptcies Filed Between 10/01/2021 and 10/31/2021

COURT	CH 7	CH 11	CH 12	CH 13	TOTAL
WESTERN DISTRICT OF TEXAS	259	5		110	374
DISTRICT OF UTAH	279			176	455
EASTERN DISTRICT OF VIRGINIA	443	3		275	721
WESTERN DISTRICT OF VIRGINIA	119	3		79	201
DISTRICT OF THE VIRGIN ISLANDS					
DISTRICT OF VERMONT	20			11	31
EASTERN DISTRICT OF WASHINGTON	88			18	106
WESTERN DISTRICT OF WASHINGTON	268	3		66	337
EASTERN DISTRICT OF WISCONSIN	286	1	1	188	476
WESTERN DISTRICT OF WISCONSIN	136	3		68	207
NORTHERN DISTRICT OF WEST VIRGINIA	36			10	46
SOUTHERN DISTRICT OF WEST VIRGINIA	55			10	65
DISTRICT OF WYOMING	30			5	35

AIS is a Texas-based FinTech firm offering data analytics, technology and talent to support Operations and IT functions within the financial services sector. We are committed to lowering costs, improving quality and delivering faster results for our clients. Our insights, software robotics and workforce solutions drive the day-to-day work so our clients can focus on growing their business.

Using a lean Six Sigma approach, our team reviews client processes, eliminates non-value adds, and streamlines productivity. We build and share financial and legal technology to automate and optimize operational performance. We recruit, train and manage highly skilled human resources to meet project-based or full-time staffing needs.

Our clients have global access to a wide-ranging team of subject matter experts specializing in data, information technology, business operations, and legal support,. We serve a variety of industries including commercial and retail banking, automotive finance, credit card, mortgage, insurance and telecommunications.

All rights reserved. AIS warrants that it employs all reasonable endeavours to ensure that the supplied statistical reports are substantially complete and free of errors or defects. The user acknowledges that all information contained herein is derived from public record data and from time to time, errors may occur. AIS InSight is a proprietary analytical report produced monthly by AIS. The supplied information will not be disclosed, recompiled, sold or traded, in whole or in part, to third parties unless prior written consent is obtained. AIS assumes no responsibility or liability for any decisions made as a result of using this report.

