



AIS



HIGHER QUALITY.
LOWER COST.
FASTER DELIVERY.

AIS Insight Report

2020 | 11th Issue | October Data

TABLE OF CONTENTS

Bankruptcy Statistics Snapshot	2
Bankruptcy Filings by Region - Charts	3
Bankruptcy Filings by Court – Table	4



PRODUCT SPOTLIGHT

BANKRUPTCY EVENT TRACKING is driven by the latest bankruptcy technology, automating docket review processes and serving as a practical alternative to other products in the market.

- **Notifies clients of bankruptcy filings**
- **Monitors case dockets**
- **Pushes critical docket activities into client-customized work queues so the appropriate personnel can take immediate action**
- **Ability to conduct case searches and view court documents**



AIS Insight is a proprietary report created by AIS using data derived solely from information obtained from the Federal Bankruptcy Court System and the latest in bankruptcy analytical tools.



HIGHER QUALITY
LOWER COST
FASTER DELIVERY

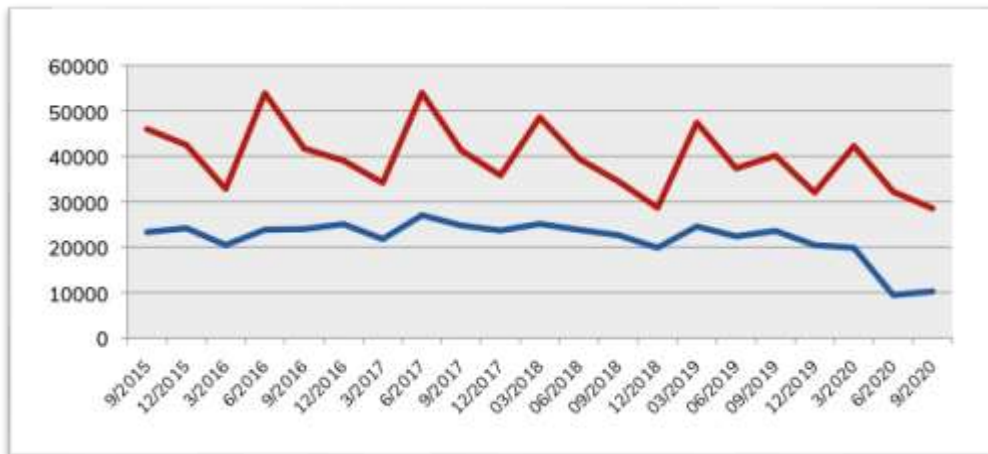
www.americaninfosource.com

877.247.7253 • Houston, Texas

BANKRUPTCY STATISTICS SNAPSHOT

October 2020

Total Bankruptcies Filed	40,171	Total Bankruptcies Filed last 12 months	569,357
Chapter 13	10,777	Total Bankruptcies Filed Prev. Month	39,714
Chapter 7	28,713	Total Bankruptcies Filed Prev. Year (same month)	67,812
Increase from Previous Month	1.15%	Increased Bankruptcies from Prev. Month Total	457
Increase from Previous Year (same month)	-40.76%	Increased Bankruptcies from prev. Year Total (same month)	-27,641



About this chart

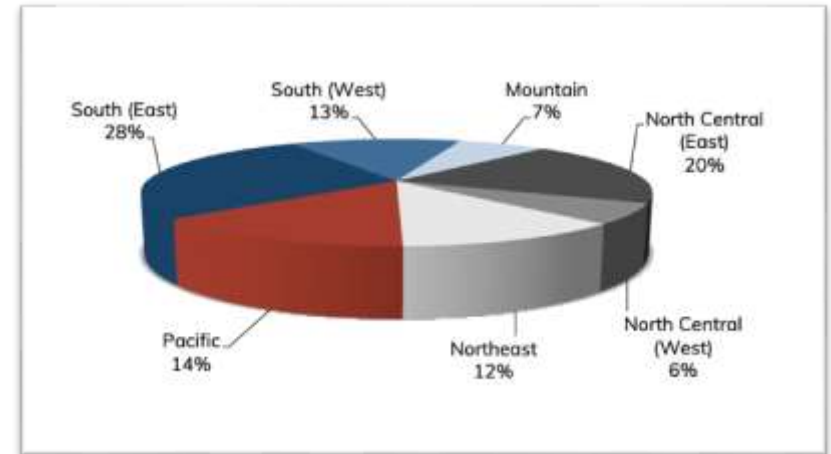
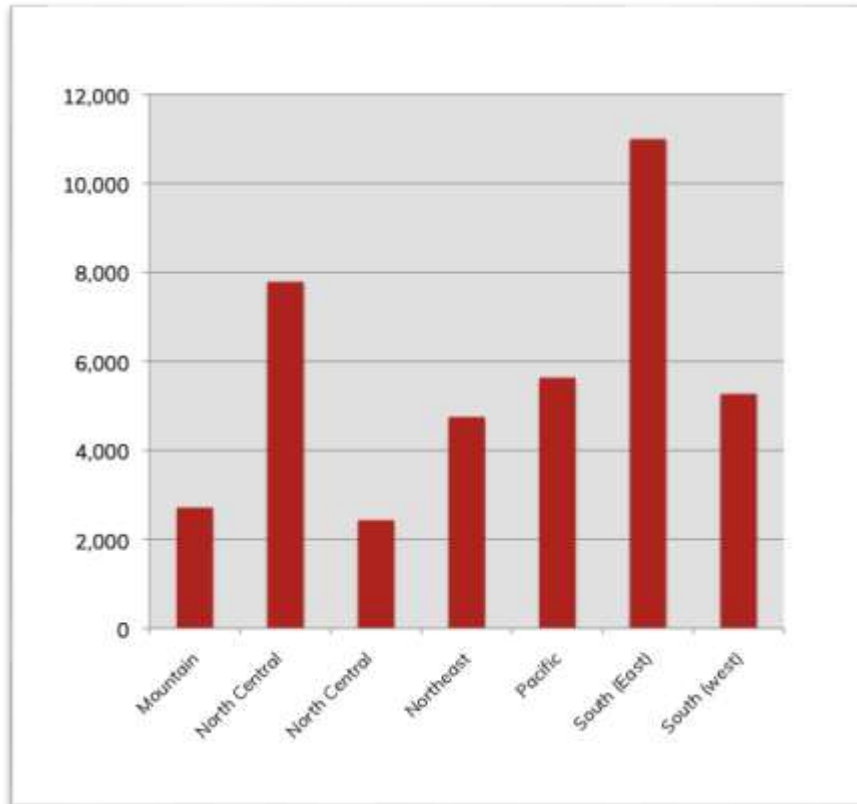


This chart shows Ch7 (**red**) & Ch13 (**blue**) bankruptcies filed over a five-year period

Source: AIS Internal Statistics

BANKRUPTCY FILINGS BY REGION

For Bankruptcies Filed Between 10/1/2020 and 10/31/2020



About these charts

REGION	STATES
Mountain	Arizona, Colorado, Idaho, Montana, New Mexico, Utah, Wyoming
North Central (East)	Illinois, Indiana, Michigan, Ohio, Wisconsin
North Central (West)	Iowa, Kansas, Minnesota, Missouri, Nebraska, North Dakota, South Dakota
Northeast	Connecticut, Delaware, Maine, Massachusetts, New Hampshire, New Jersey, New York, Pennsylvania, Rhode Island, Vermont
Pacific	Alaska, California, Hawaii, Guam, Nevada, Oregon, Washington
South (East)	District of Columbia, Florida, Georgia, Kentucky, Maryland, North Carolina, Puerto Rico, South Carolina, Tennessee, Virgin Islands, Virginia, West Virginia
South (West)	Alabama, Arkansas, Louisiana, Mississippi, Oklahoma, Texas

BANKRUPTCY FILINGS BY COURT

For Bankruptcies Filed Between 10/1/2020 and 10/31/2020

COURT	CH 7	CH 11	CH 12	CH 13	TOTAL
DISTRICT OF ALASKA	16			3	19
MIDDLE DISTRICT OF ALABAMA	95	1		360	456
NORTHERN DISTRICT OF ALABAMA	331	6		333	670
SOUTHERN DISTRICT OF ALABAMA	96			152	248
EASTERN DISTRICT OF ARKANSAS	171	2	1	167	341
WESTERN DISTRICT OF ARKANSAS	91			70	161
DISTRICT OF ARIZONA	885	7		119	1,011
CENTRAL DISTRICT OF CALIFORNIA	1,967	19		194	2,180
EASTERN DISTRICT OF CALIFORNIA	629	3	1	118	751
NORTHERN DISTRICT OF CALIFORNIA	280	9		85	374
SOUTHERN DISTRICT OF CALIFORNIA	429	1	1	38	469
DISTRICT OF COLORADO	518	9	3	114	644
DISTRICT OF CONNECTICUT	265	2		40	307
DISTRICT OF WASHINGTON, D.C.	25	2		5	32
DISTRICT OF DELAWARE	73	181		30	284
MIDDLE DISTRICT OF FLORIDA	1,310	24		284	1,618
NORTHERN DISTRICT OF FLORIDA	124	3		19	146
SOUTHERN DISTRICT OF FLORIDA	835	24		429	1,288
MIDDLE DISTRICT OF GEORGIA	157	1	2	235	395
NORTHERN DISTRICT OF GEORGIA	779	13	1	531	1,324

Continued on next page

BANKRUPTCY FILINGS BY COURT

For Bankruptcies Filed Between 10/1/2020 and 10/31/2020

COURT	CH 7	CH 11	CH 12	CH 13	TOTAL
SOUTHERN DISTRICT OF GEORGIA	79			235	314
DISTRICT OF GUAM	12			3	15
DISTRICT OF HAWAII	92			30	122
NORTHERN DISTRICT OF IOWA	82		2	3	87
SOUTHERN DISTRICT OF IOWA	143			15	158
DISTRICT OF IDAHO	188	2		12	202
CENTRAL DISTRICT OF ILLINOIS	222	2	1	36	261
NORTHERN DISTRICT OF ILLINOIS	1,193	7		474	1,674
SOUTHERN DISTRICT OF ILLINOIS	109	1		40	150
NORTHERN DISTRICT OF INDIANA	416			140	556
SOUTHERN DISTRICT OF INDIANA	552	1		269	822
DISTRICT OF KANSAS	244	2	3	139	388
EASTERN DISTRICT OF KENTUCKY	296			88	384
WESTERN DISTRICT OF KENTUCKY	217	1	1	160	379
EASTERN DISTRICT OF LOUISIANA	79	2		68	149
MIDDLE DISTRICT OF LOUISIANA	40	1		9	50
WESTERN DISTRICT OF LOUISIANA	81	2		186	269
DISTRICT OF MASSACHUSETTS	235	5		42	282
DISTRICT OF MARYLAND	648	10		156	814
DISTRICT OF MAINE	54	2		9	65

Continued on next page

BANKRUPTCY FILINGS BY COURT

For Bankruptcies Filed Between 10/1/2020 and 10/31/2020

COURT	CH 7	CH 11	CH 12	CH 13	TOTAL
EASTERN DISTRICT OF MICHIGAN	970	2		225	1,197
WESTERN DISTRICT OF MICHIGAN	241	4		45	290
DISTRICT OF MINNESOTA	449	4	2	78	533
EASTERN DISTRICT OF MISSOURI	362	2	1	158	523
WESTERN DISTRICT OF MISSOURI	270	3	1	113	387
NORTHERN DISTRICT OF MISSISSIPPI	111	1		115	227
SOUTHERN DISTRICT OF MISSISSIPPI	201	2		115	318
DISTRICT OF MONTANA	61		5	7	73
EASTERN DISTRICT OF NORTH CAROLINA	109	1		143	253
MIDDLE DISTRICT OF NORTH CAROLINA	71			98	169
WESTERN DISTRICT OF NORTH CAROLINA	87	1		66	154
DISTRICT OF NORTH DAKOTA	40		1	2	43
DISTRICT OF NEBRASKA	189	1	6	52	248
DISTRICT OF NEW HAMPSHIRE	54	2		7	63
DISTRICT OF NEW JERSEY	842	15		224	1,081
DISTRICT OF NEW MEXICO	172			18	190
DISTRICT OF NEVADA	627	1		58	686
EASTERN DISTRICT OF NEW YORK	529	24		37	590
NORTHERN DISTRICT OF NEW YORK	268			47	315
SOUTHERN DISTRICT OF NEW YORK	334	16		38	388

Continued on next page

BANKRUPTCY FILINGS BY COURT

For Bankruptcies Filed Between 10/1/2020 and 10/31/2020

COURT	CH 7	CH 11	CH 12	CH 13	TOTAL
WESTERN DISTRICT OF NEW YORK	155	1		31	187
NORTHERN DISTRICT OF OHIO	917	8	1	143	1,069
SOUTHERN DISTRICT OF OHIO	703			206	909
EASTERN DISTRICT OF OKLAHOMA	74	1		11	86
NORTHERN DISTRICT OF OKLAHOMA	145			10	155
WESTERN DISTRICT OF OKLAHOMA	214	4	1	42	261
DISTRICT OF OREGON	369	1		81	451
EASTERN DISTRICT OF PENNSYLVANIA	242	2	1	130	375
MIDDLE DISTRICT OF PENNSYLVANIA	209	1		77	287
WESTERN DISTRICT OF PENNSYLVANIA	283	4		93	380
DISTRICT OF PUERTO RICO	181	1	2	226	410
DISTRICT OF RHODE ISLAND	107			13	120
DISTRICT OF SOUTH CAROLINA	160	2	2	193	357
DISTRICT OF SOUTH DAKOTA	57		3	5	65
EASTERN DISTRICT OF TENNESSEE	354	2		251	607
MIDDLE DISTRICT OF TENNESSEE	255	5		200	460
WESTERN DISTRICT OF TENNESSEE	167	3		386	556
EASTERN DISTRICT OF TEXAS	166	3		122	291
NORTHERN DISTRICT OF TEXAS	368	77		199	644
SOUTHERN DISTRICT OF TEXAS	305	44		166	515

Continued on next page

BANKRUPTCY FILINGS BY COURT

For Bankruptcies Filed Between 10/1/2020 and 10/31/2020

COURT	CH 7	CH 11	CH 12	CH 13	TOTAL
WESTERN DISTRICT OF TEXAS	320	17		93	430
DISTRICT OF UTAH	377	3		178	558
EASTERN DISTRICT OF VIRGINIA	627	4		289	920
WESTERN DISTRICT OF VIRGINIA	190			75	265
DISTRICT OF THE VIRGIN ISLANDS					
DISTRICT OF VERMONT	25			4	29
EASTERN DISTRICT OF WASHINGTON	113			23	136
WESTERN DISTRICT OF WASHINGTON	344	4		85	433
EASTERN DISTRICT OF WISCONSIN	442		2	173	617
WESTERN DISTRICT OF WISCONSIN	204	1	3	37	245
NORTHERN DISTRICT OF WEST VIRGINIA	47			8	55
SOUTHERN DISTRICT OF WEST VIRGINIA	90	1		7	98
DISTRICT OF WYOMING	38			1	39

2020 AIS Insight

AIS is a technology and process engineering company committed to lowering costs, improving quality and reducing cycle time for our clients. Our software robotics and expert talent manage the day-to-day work so our clients can focus on growing their business. Using a lean Six Sigma approach, our team reviews client processes, eliminates non-value adds, and streamlines productivity. We build and share financial and legal technology to automate and optimize workforce performance. We recruit, train and manage highly-skilled human resources to meet project-based or full-time staffing needs. Our clients have global access to a wide-ranging team of subject matter experts specializing in data/analytics, technology, business process outsourcing, legal support, and loan servicing. We serve a variety of industries including automotive finance, banking, credit card, mortgage, and telecommunications

Contact Information

Product Sales: contactnow@americaninfosource.com

AIS InSight Feedback: insight@americaninfosource.com

Email contactnow@americaninfosource.com today to inquire about our bankruptcy, estates and debt settlement solutions.

[Back to Page 1](#)

All rights reserved. AIS LP warrants that it employs all reasonable endeavours to ensure that the supplied statistical reports are substantially complete and free of errors or defects. The user acknowledges that all information contained herein is derived from public record data and from time to time, errors may occur. AIS InSight is a proprietary analytical report produced monthly by AIS. The supplied information will not be disclosed, recompiled, sold or traded, in whole or in part, to third parties unless prior written consent is obtained. AIS LP assumes no responsibility or liability for any decisions made as a result of using this report.