



AIS



HIGHER QUALITY.
LOWER COST.
FASTER DELIVERY.

AIS Insight Report

2020 | 12th Issue | November Data

TABLE OF CONTENTS


Bankruptcy Statistics Snapshot	2
Bankruptcy Filings by Region - Charts	3
Bankruptcy Filings by Court – Table	4



PRODUCT SPOTLIGHT

AIS BANKRUPTCY MONITORING & IDENTIFICATION is driven by the latest data collection and matching technology, automating bankruptcy notification and docket review processes.

- **Notifies clients of new bankruptcy filings and monitors case dockets**
- **Average 30% Savings compared to other products in the market**
- **Pushes critical activities into client-customized work queues for immediate action**
- **Ability to conduct bankruptcy and adversary case searches and view court documents**



AIS InSight is a proprietary report created by AIS using data derived solely from information obtained from the Federal Bankruptcy Court System and the latest in bankruptcy analytical tools.

AIS  HIGHER QUALITY
LOWER COST
FASTER DELIVERY

www.americaninfosource.com

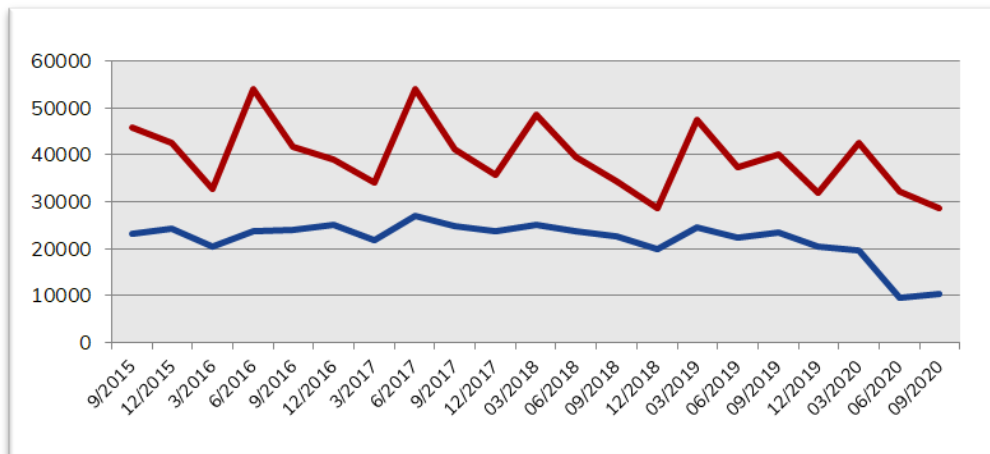
877.247.7253 • Houston, Texas

contactnow@americaninfosource.com

BANKRUPTCY STATISTICS SNAPSHOT

November 2020

Total Bankruptcies Filed	34,470	Total Bankruptcies Filed last 12 months	547,806
Chapter 13	9,391	Total Bankruptcies Filed Prev. Month	40,213
Chapter 7	24,345	Total Bankruptcies Filed Prev. Year (same month)	56,068
Chapter 11	696	Increased Bankruptcies from Prev. Month Total	-5,743 (-14.28%)
Chapter 11, Sub Chapter-V	133	Increased Bankruptcies from Prev. Year Total (same month)	-21,598 (-38.52%)



About this chart

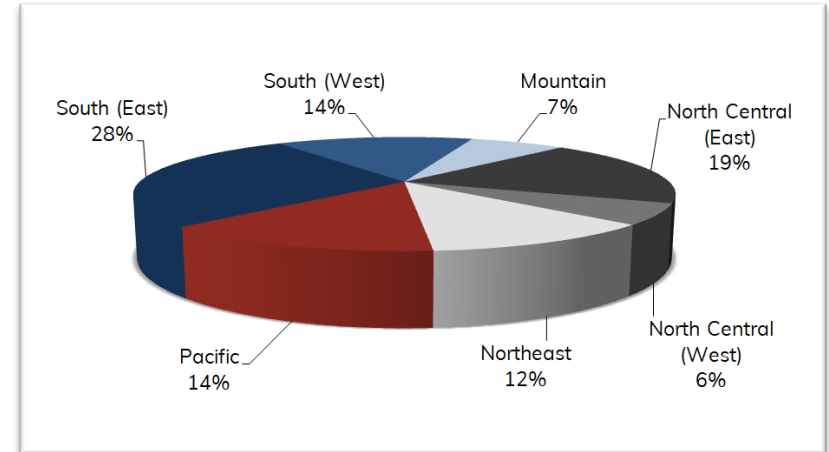
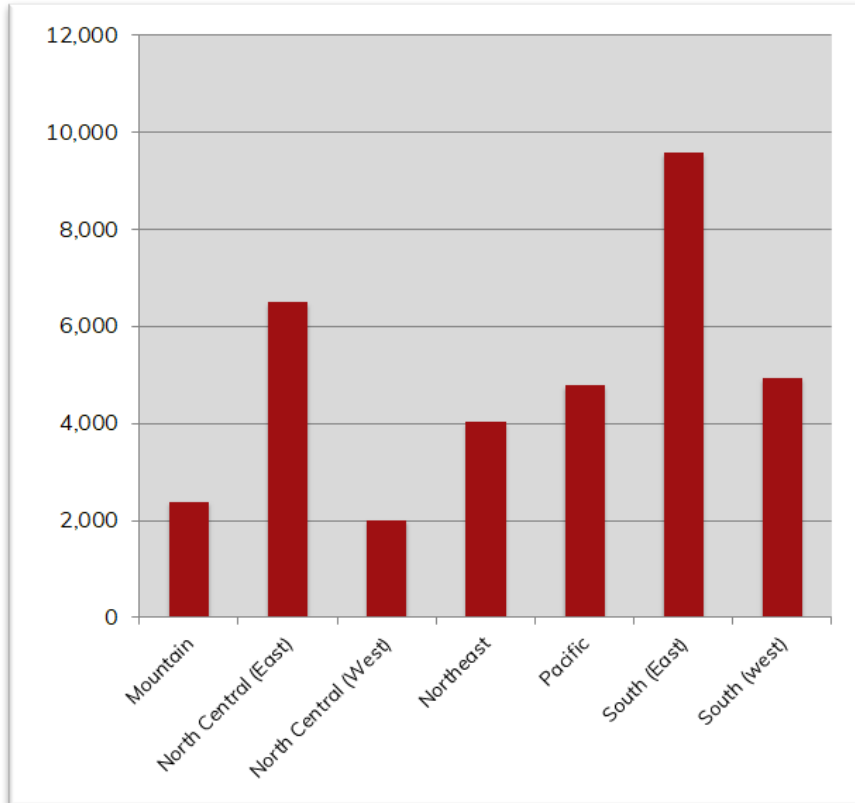


This chart shows Ch7 (red) & Ch13 (blue) bankruptcies filed over a five-year period

Source: AIS Internal Statistics

BANKRUPTCY FILINGS BY REGION

For Bankruptcies Filed Between 11/1/2020 and 11/30/2020



About these charts

REGION	STATES
Mountain	Arizona, Colorado, Idaho, Montana, New Mexico, Utah, Wyoming
North Central (East)	Illinois, Indiana, Michigan, Ohio, Wisconsin
North Central (West)	Iowa, Kansas, Minnesota, Missouri, Nebraska, North Dakota, South Dakota
Northeast	Connecticut, Delaware, Maine, Massachusetts, New Hampshire, New Jersey, New York, Pennsylvania, Rhode Island, Vermont
Pacific	Alaska, California, Hawaii, Guam, Nevada, Oregon, Washington
South (East)	District of Columbia, Florida, Georgia, Kentucky, Maryland, North Carolina, Puerto Rico, South Carolina, Tennessee, Virgin Islands, Virginia, West Virginia
South (West)	Alabama, Arkansas, Louisiana, Mississippi, Oklahoma, Texas

BANKRUPTCY FILINGS BY COURT

For Bankruptcies Filed Between 11/1/2020 and 11/30/2020

COURT	CH 7	CH 11	CH 12	CH 13	TOTAL
DISTRICT OF ALASKA	16			2	18
MIDDLE DISTRICT OF ALABAMA	73	4		295	372
NORTHERN DISTRICT OF ALABAMA	313			279	592
SOUTHERN DISTRICT OF ALABAMA	65	1		142	208
EASTERN DISTRICT OF ARKANSAS	144		2	135	281
WESTERN DISTRICT OF ARKANSAS	103	2		77	182
DISTRICT OF ARIZONA	754	6		125	885
CENTRAL DISTRICT OF CALIFORNIA	1,546	17		157	1,720
EASTERN DISTRICT OF CALIFORNIA	593	2		78	673
NORTHERN DISTRICT OF CALIFORNIA	256	39		88	383
SOUTHERN DISTRICT OF CALIFORNIA	348	3		27	378
DISTRICT OF COLORADO	447	7	1	103	558
DISTRICT OF CONNECTICUT	225	1		19	245
DISTRICT OF WASHINGTON, D.C.	16	2		2	20
DISTRICT OF DELAWARE	59	216		21	296
MIDDLE DISTRICT OF FLORIDA	1,086	19	1	219	1,325
NORTHERN DISTRICT OF FLORIDA	109	2		13	124
SOUTHERN DISTRICT OF FLORIDA	718	15		340	1,073
MIDDLE DISTRICT OF GEORGIA	146			214	360
NORTHERN DISTRICT OF GEORGIA	745	10		483	1,238

Continued on next page

BANKRUPTCY FILINGS BY COURT

For Bankruptcies Filed Between 11/1/2020 and 11/30/2020

COURT	CH 7	CH 11	CH 12	CH 13	TOTAL
SOUTHERN DISTRICT OF GEORGIA	64	1		214	279
DISTRICT OF GUAM	2				2
DISTRICT OF HAWAII	102	1		14	117
NORTHERN DISTRICT OF IOWA	87		2	6	95
SOUTHERN DISTRICT OF IOWA	120	1		8	129
DISTRICT OF IDAHO	185	3		15	203
CENTRAL DISTRICT OF ILLINOIS	180	1	1	43	225
NORTHERN DISTRICT OF ILLINOIS	955	3		429	1,387
SOUTHERN DISTRICT OF ILLINOIS	89			30	119
NORTHERN DISTRICT OF INDIANA	332			111	443
SOUTHERN DISTRICT OF INDIANA	478	4		237	719
DISTRICT OF KANSAS	176		2	123	301
EASTERN DISTRICT OF KENTUCKY	246	1	1	114	362
WESTERN DISTRICT OF KENTUCKY	197	2	2	134	335
EASTERN DISTRICT OF LOUISIANA	70	1		54	125
MIDDLE DISTRICT OF LOUISIANA	41	1		14	56
WESTERN DISTRICT OF LOUISIANA	94	1	1	213	309
DISTRICT OF MASSACHUSETTS	227	8		57	292
DISTRICT OF MARYLAND	547	3		155	705
DISTRICT OF MAINE	47	2	1	10	60

Continued on next page

BANKRUPTCY FILINGS BY COURT

For Bankruptcies Filed Between 11/1/2020 and 11/30/2020

COURT	CH 7	CH 11	CH 12	CH 13	TOTAL
EASTERN DISTRICT OF MICHIGAN	863	1		183	1,047
WESTERN DISTRICT OF MICHIGAN	193	2		32	227
DISTRICT OF MINNESOTA	335	3	1	34	373
EASTERN DISTRICT OF MISSOURI	340		1	137	478
WESTERN DISTRICT OF MISSOURI	209	1		120	330
NORTHERN DISTRICT OF MISSISSIPPI	107			115	222
SOUTHERN DISTRICT OF MISSISSIPPI	177	1		128	306
DISTRICT OF MONTANA	38	2	1	1	42
EASTERN DISTRICT OF NORTH CAROLINA	100	4	1	148	253
MIDDLE DISTRICT OF NORTH CAROLINA	83	1		91	175
WESTERN DISTRICT OF NORTH CAROLINA	67			63	130
DISTRICT OF NORTH DAKOTA	33	1	2	1	37
DISTRICT OF NEBRASKA	183		3	48	234
DISTRICT OF NEW HAMPSHIRE	48	1		11	60
DISTRICT OF NEW JERSEY	677	9		179	865
DISTRICT OF NEW MEXICO	109	2		9	120
DISTRICT OF NEVADA	525	3		42	570
EASTERN DISTRICT OF NEW YORK	432	5		32	469
NORTHERN DISTRICT OF NEW YORK	234	3	1	48	286
SOUTHERN DISTRICT OF NEW YORK	303	5		43	351

Continued on next page

BANKRUPTCY FILINGS BY COURT

For Bankruptcies Filed Between 11/1/2020 and 11/30/2020

COURT	CH 7	CH 11	CH 12	CH 13	TOTAL
WESTERN DISTRICT OF NEW YORK	134			42	176
NORTHERN DISTRICT OF OHIO	827	1		129	957
SOUTHERN DISTRICT OF OHIO	532			135	667
EASTERN DISTRICT OF OKLAHOMA	74			4	78
NORTHERN DISTRICT OF OKLAHOMA	96			6	102
WESTERN DISTRICT OF OKLAHOMA	233	3	2	41	279
DISTRICT OF OREGON	333			65	398
EASTERN DISTRICT OF PENNSYLVANIA	168	1		96	265
MIDDLE DISTRICT OF PENNSYLVANIA	153			64	217
WESTERN DISTRICT OF PENNSYLVANIA	258	2	1	71	332
DISTRICT OF PUERTO RICO	140	2		181	323
DISTRICT OF RHODE ISLAND	92	1		10	103
DISTRICT OF SOUTH CAROLINA	158	1		149	308
DISTRICT OF SOUTH DAKOTA	39	1		1	41
EASTERN DISTRICT OF TENNESSEE	346	2		221	569
MIDDLE DISTRICT OF TENNESSEE	205	1		162	368
WESTERN DISTRICT OF TENNESSEE	154	1		305	460
EASTERN DISTRICT OF TEXAS	151	4		130	285
NORTHERN DISTRICT OF TEXAS	334	20		191	545
SOUTHERN DISTRICT OF TEXAS	263	203		157	623

Continued on next page

BANKRUPTCY FILINGS BY COURT

For Bankruptcies Filed Between 11/1/2020 and 11/30/2020

COURT	CH 7	CH 11	CH 12	CH 13	TOTAL
WESTERN DISTRICT OF TEXAS	270	3		110	383
DISTRICT OF UTAH	352	2		185	539
EASTERN DISTRICT OF VIRGINIA	541	14		258	813
WESTERN DISTRICT OF VIRGINIA	156			75	231
DISTRICT OF THE VIRGIN ISLANDS					1
DISTRICT OF VERMONT	15			3	18
EASTERN DISTRICT OF WASHINGTON	85	2		20	107
WESTERN DISTRICT OF WASHINGTON	351	3		69	423
EASTERN DISTRICT OF WISCONSIN	347	3		155	505
WESTERN DISTRICT OF WISCONSIN	167		3	36	206
NORTHERN DISTRICT OF WEST VIRGINIA	43	1			44
SOUTHERN DISTRICT OF WEST VIRGINIA	77	1		11	89
DISTRICT OF WYOMING	49			1	50

2020 AIS Insight

AIS is a technology and process engineering company committed to lowering costs, improving quality and reducing cycle time for our clients. Our software robotics and expert talent manage the day-to-day work within loan administration and default legal processes so our clients can focus on growing their business. Using a lean Six Sigma approach, our team reviews client processes, eliminates non-value adds, and streamlines productivity. We build and share financial and legal technology to automate and optimize workforce performance. We recruit, train and manage highly-skilled human resources to meet project-based or full-time staffing needs. Our clients have global access to a wide-ranging team of subject matter experts specializing in data/analytics, technology, business process outsourcing, legal support, and loan servicing. We serve a variety of industries including automotive finance, banking, credit card, mortgage, and telecommunications.

All rights reserved. AIS LP warrants that it employs all reasonable endeavours to ensure that the supplied statistical reports are substantially complete and free of errors or defects. The user acknowledges that all information contained herein is derived from public record data and from time to time, errors may occur. AIS InSight is a proprietary analytical report produced monthly by AIS. The supplied information will not be disclosed, recompiled, sold or traded, in whole or in part, to third parties unless prior written consent is obtained. AIS LP assumes no responsibility or liability for any decisions made as a result of using this report.