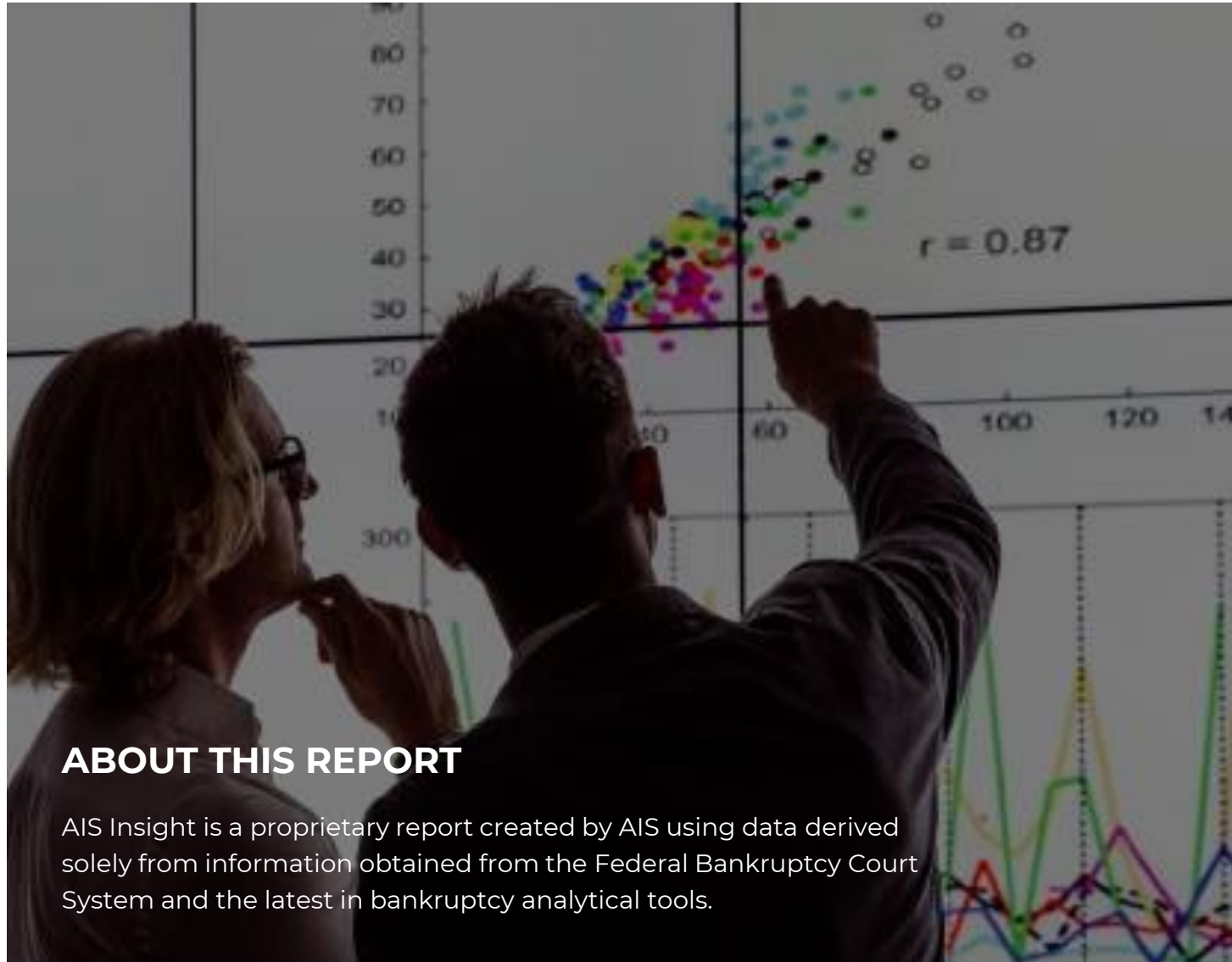


AIS Insight Report

2022 | 6th Issue | May 2022 Data



ABOUT THIS REPORT

AIS Insight is a proprietary report created by AIS using data derived solely from information obtained from the Federal Bankruptcy Court System and the latest in bankruptcy analytical tools.

TABLE OF CONTENTS

BANKRUPTCY STATISTICS SNAPSHOT	1
BANKRUPTCY FILINGS BY REGION - CHARTS	2
BANKRUPTCY FILINGS BY COURT - TABLE	3-7

PRODUCT SPOTLIGHT

BANKRUPTCY EVENT TRACKING is driven by the latest bankruptcy technology, automating docket review processes and serving as a practical alternative to other products in the market.

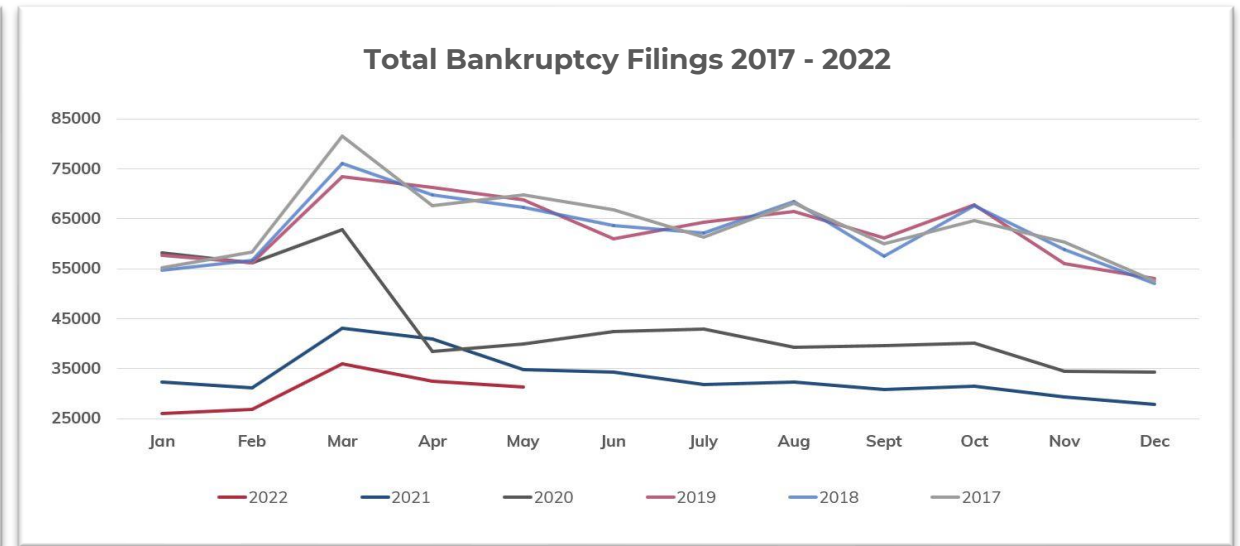
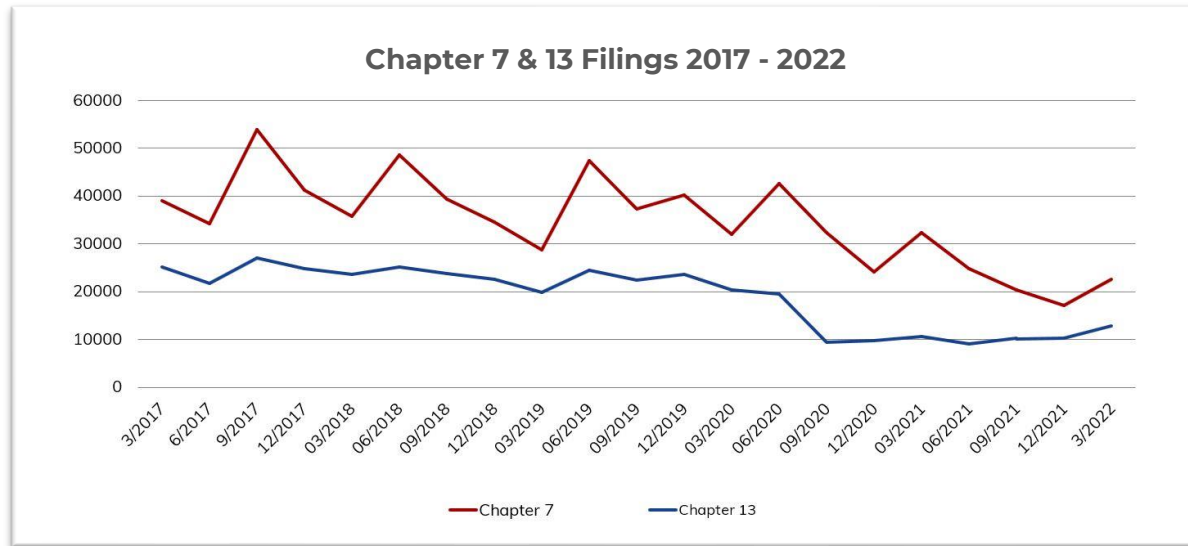
Our proprietary system notifies clients of bankruptcy filings, monitors case dockets and pushes critical activities into client-customized work queues to take immediate action.

BANKRUPTCY STATISTICS SNAPSHOT



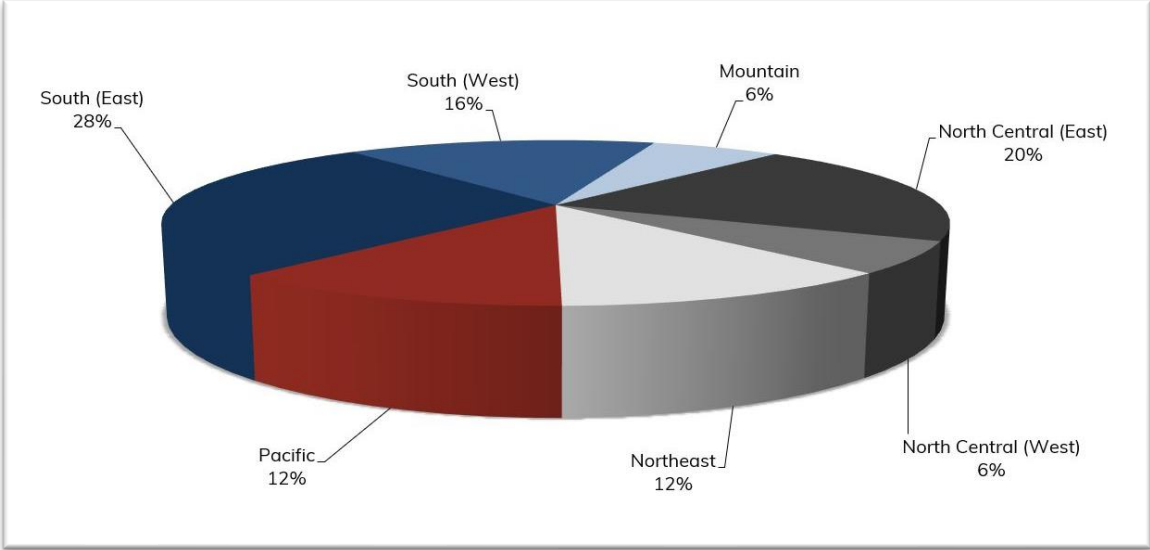
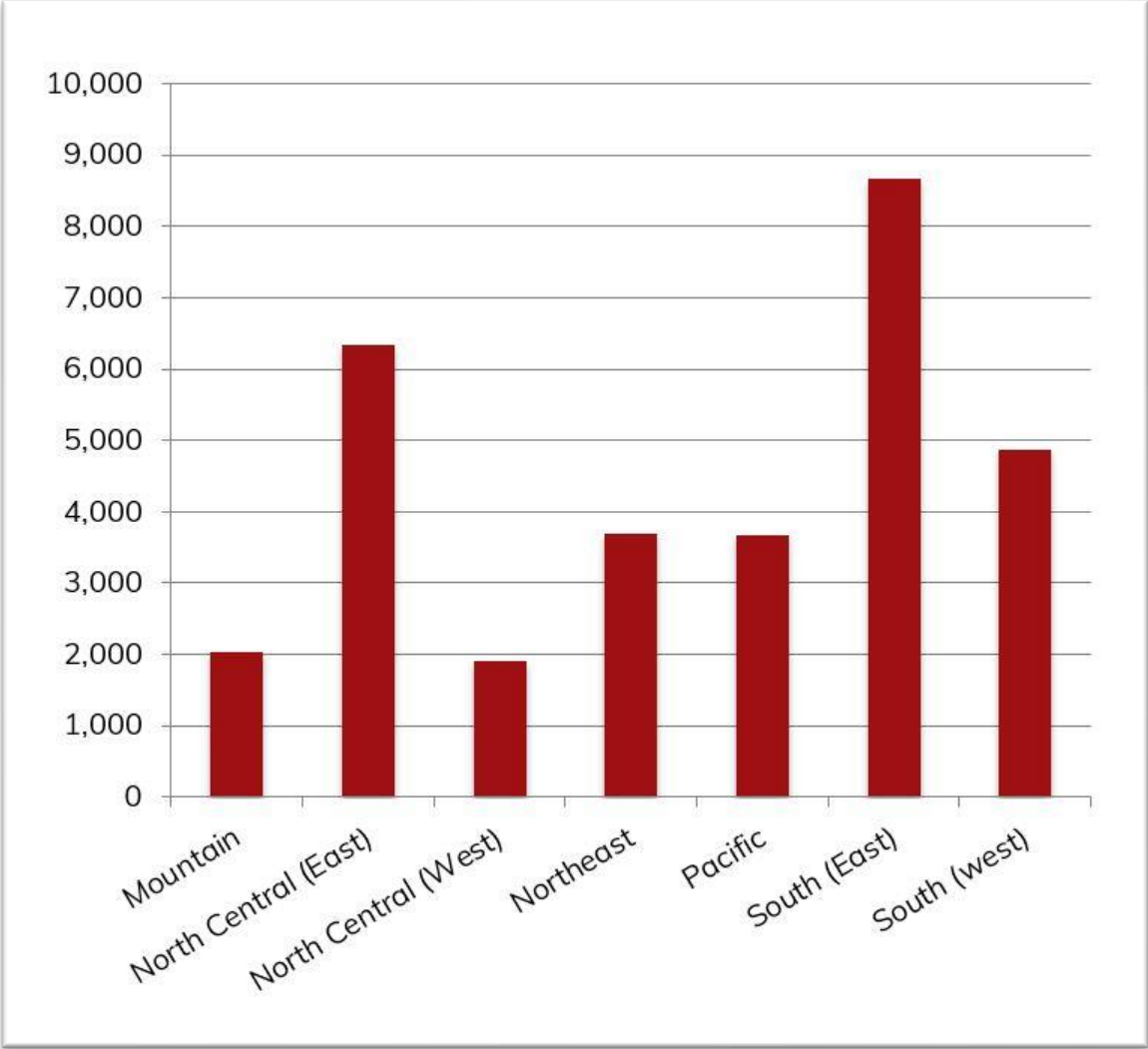
For Bankruptcies Filed Between 05/01/2022 and 05/31/2022

Total Bankruptcies Filed	31,322	Total Bankruptcies Filed last 12 months	371,819
Chapter 13	12,187	Total Bankruptcies Filed Prev. Month	32,524
Chapter 7	18,746	Total Bankruptcies Filed Prev. Year (same month)	34,789
Chapter 11	374	Increased Bankruptcies from Prev. Month Total	-1,202 (-3.70%)
Chapter 11, Subchapter V	122	Increased Bankruptcies from Prev. Year Total (same month)	-3,467 (-9.97%)



BANKRUPTCY FILINGS BY REGION

For Bankruptcies Filed Between 05/01/2022 and 05/31/2022



REGION	STATES
Mountain	Arizona, Colorado, Idaho, Montana, New Mexico, Utah, Wyoming
North Central (East)	Illinois, Indiana, Michigan, Ohio, Wisconsin
North Central (West)	Iowa, Kansas, Minnesota, Missouri, Nebraska, North Dakota, South Dakota
Northeast	Connecticut, Delaware, Maine, Massachusetts, New Hampshire, New Jersey, New York, Pennsylvania, Rhode Island, Vermont
Pacific	Alaska, California, Hawaii, Guam, Nevada, Oregon, Washington
South (East)	District of Columbia, Florida, Georgia, Kentucky, Maryland, North Carolina, Puerto Rico, South Carolina, Tennessee, Virgin Islands, Virginia, West Virginia
South (West)	Alabama, Arkansas, Louisiana, Mississippi, Oklahoma, Texas

BANKRUPTCY FILINGS BY COURT



For Bankruptcies Filed Between 05/01/2022 and 05/31/2022

COURT	CH 7	CH 11	CH 12	CH 13	TOTAL
DISTRICT OF ALASKA	11			6	17
MIDDLE DISTRICT OF ALABAMA	51	1	1	326	379
NORTHERN DISTRICT OF ALABAMA	236	5		392	633
SOUTHERN DISTRICT OF ALABAMA	58			173	231
EASTERN DISTRICT OF ARKANSAS	105			196	301
WESTERN DISTRICT OF ARKANSAS	46			88	134
DISTRICT OF ARIZONA	654	4	1	128	787
CENTRAL DISTRICT OF CALIFORNIA	1,118	20		204	1,342
EASTERN DISTRICT OF CALIFORNIA	375	4		129	508
NORTHERN DISTRICT OF CALIFORNIA	184	8		100	292
SOUTHERN DISTRICT OF CALIFORNIA	245	2		34	281
DISTRICT OF COLORADO	336	2		105	443
DISTRICT OF CONNECTICUT	140	3		41	184
DISTRICT OF WASHINGTON, D.C.	18			1	19
DISTRICT OF DELAWARE	50	4		37	91
MIDDLE DISTRICT OF FLORIDA	776	23		329	1,128
NORTHERN DISTRICT OF FLORIDA	84	1		30	115
SOUTHERN DISTRICT OF FLORIDA	430	18		423	871
MIDDLE DISTRICT OF GEORGIA	99		1	241	341
NORTHERN DISTRICT OF GEORGIA	524	6	1	579	1,110

BANKRUPTCY FILINGS BY COURT



For Bankruptcies Filed Between 05/01/2022 and 05/31/2022

COURT	CH 7	CH 11	CH 12	CH 13	TOTAL
SOUTHERN DISTRICT OF GEORGIA	36			228	264
DISTRICT OF GUAM	1			3	4
DISTRICT OF HAWAII	42			24	66
NORTHERN DISTRICT OF IOWA	69			11	80
SOUTHERN DISTRICT OF IOWA	118			17	135
DISTRICT OF IDAHO	109			12	121
CENTRAL DISTRICT OF ILLINOIS	159			43	202
NORTHERN DISTRICT OF ILLINOIS	740	4	1	556	1,301
SOUTHERN DISTRICT OF ILLINOIS	73			66	139
NORTHERN DISTRICT OF INDIANA	294	1		168	463
SOUTHERN DISTRICT OF INDIANA	430			231	661
DISTRICT OF KANSAS	144	1	1	151	297
EASTERN DISTRICT OF KENTUCKY	237	1		108	346
WESTERN DISTRICT OF KENTUCKY	184			179	363
EASTERN DISTRICT OF LOUISIANA	42			78	120
MIDDLE DISTRICT OF LOUISIANA	36			28	64
WESTERN DISTRICT OF LOUISIANA	64	3		319	386
DISTRICT OF MASSACHUSETTS	207	5		98	310
DISTRICT OF MARYLAND	397	5		248	650
DISTRICT OF MAINE	44			13	57

BANKRUPTCY FILINGS BY COURT



For Bankruptcies Filed Between 05/01/2022 and 05/31/2022

COURT	CH 7	CH 11	CH 12	CH 13	TOTAL
EASTERN DISTRICT OF MICHIGAN	740			323	1,063
WESTERN DISTRICT OF MICHIGAN	178	1		55	234
DISTRICT OF MINNESOTA	340	2		107	449
EASTERN DISTRICT OF MISSOURI	223	1		175	399
WESTERN DISTRICT OF MISSOURI	134			156	290
NORTHERN DISTRICT OF MISSISSIPPI	109			172	281
SOUTHERN DISTRICT OF MISSISSIPPI	164	2		152	318
DISTRICT OF MONTANA	53	2		8	63
EASTERN DISTRICT OF NORTH CAROLINA	75		1	179	255
MIDDLE DISTRICT OF NORTH CAROLINA	44	3		81	128
WESTERN DISTRICT OF NORTH CAROLINA	52	2		62	116
DISTRICT OF NORTH DAKOTA	23			8	31
DISTRICT OF NEBRASKA	109	2		57	168
DISTRICT OF NEW HAMPSHIRE	36			18	54
DISTRICT OF NEW JERSEY	457	16		340	813
DISTRICT OF NEW MEXICO	90			9	99
DISTRICT OF NEVADA	365	5		64	434
EASTERN DISTRICT OF NEW YORK	378	17		250	645
NORTHERN DISTRICT OF NEW YORK	200	3	1	55	259
SOUTHERN DISTRICT OF NEW YORK	191	22		78	291

BANKRUPTCY FILINGS BY COURT



For Bankruptcies Filed Between 05/01/2022 and 05/31/2022

COURT	CH 7	CH 11	CH 12	CH 13	TOTAL
WESTERN DISTRICT OF NEW YORK	103	6		45	154
NORTHERN DISTRICT OF OHIO	725			161	886
SOUTHERN DISTRICT OF OHIO	472	1		215	688
EASTERN DISTRICT OF OKLAHOMA	65			8	73
NORTHERN DISTRICT OF OKLAHOMA	111			5	116
WESTERN DISTRICT OF OKLAHOMA	224	2		54	280
DISTRICT OF OREGON	235	2		102	339
EASTERN DISTRICT OF PENNSYLVANIA	131	6		151	288
MIDDLE DISTRICT OF PENNSYLVANIA	121		2	62	185
WESTERN DISTRICT OF PENNSYLVANIA	204	3	1	76	284
DISTRICT OF PUERTO RICO	114	12	1	208	335
DISTRICT OF RHODE ISLAND	41			20	61
DISTRICT OF SOUTH CAROLINA	99	1		180	280
DISTRICT OF SOUTH DAKOTA	57			5	62
EASTERN DISTRICT OF TENNESSEE	235	1		241	477
MIDDLE DISTRICT OF TENNESSEE	142	3		177	322
WESTERN DISTRICT OF TENNESSEE	117	2		430	549
EASTERN DISTRICT OF TEXAS	132	3		139	274
NORTHERN DISTRICT OF TEXAS	250	9		206	465
SOUTHERN DISTRICT OF TEXAS	187	97		181	465

BANKRUPTCY FILINGS BY COURT



For Bankruptcies Filed Between 05/01/2022 and 05/31/2022

COURT	CH 7	CH 11	CH 12	CH 13	TOTAL
WESTERN DISTRICT OF TEXAS	217	11		129	357
DISTRICT OF UTAH	298	3		171	472
EASTERN DISTRICT OF VIRGINIA	418	2		256	676
WESTERN DISTRICT OF VIRGINIA	121			90	211
DISTRICT OF THE VIRGIN ISLANDS					
DISTRICT OF VERMONT	7			6	13
EASTERN DISTRICT OF WASHINGTON	85			16	101
WESTERN DISTRICT OF WASHINGTON	217	4		75	296
EASTERN DISTRICT OF WISCONSIN	304		2	181	487
WESTERN DISTRICT OF WISCONSIN	161	2		50	213
NORTHERN DISTRICT OF WEST VIRGINIA	29	1		6	36
SOUTHERN DISTRICT OF WEST VIRGINIA	56	3		8	67
DISTRICT OF WYOMING	45			4	49

AIS is a Texas-based FinTech firm offering data analytics, technology and talent to support Operations and IT functions within the financial services sector. We are committed to lowering costs, improving quality and delivering faster results for our clients. Our insights, software robotics and workforce solutions drive the day-to-day work so our clients can focus on growing their business.

Using a lean Six Sigma approach, our team reviews client processes, eliminates non-value adds, and streamlines productivity. We build and share financial and legal technology to automate and optimize operational performance. We recruit, train and manage highly skilled human resources to meet project-based or full-time staffing needs.

Our clients have global access to a wide-ranging team of subject matter experts specializing in data, information technology, business operations, and legal support,. We serve a variety of industries including commercial and retail banking, automotive finance, credit card, mortgage, insurance and telecommunications.

All rights reserved. AIS warrants that it employs all reasonable endeavours to ensure that the supplied statistical reports are substantially complete and free of errors or defects. The user acknowledges that all information contained herein is derived from public record data and from time to time, errors may occur. AIS InSight is a proprietary analytical report produced monthly by AIS. The supplied information will not be disclosed, recompiled, sold or traded, in whole or in part, to third parties unless prior written consent is obtained. AIS assumes no responsibility or liability for any decisions made as a result of using this report.

