


AIS Insight Report

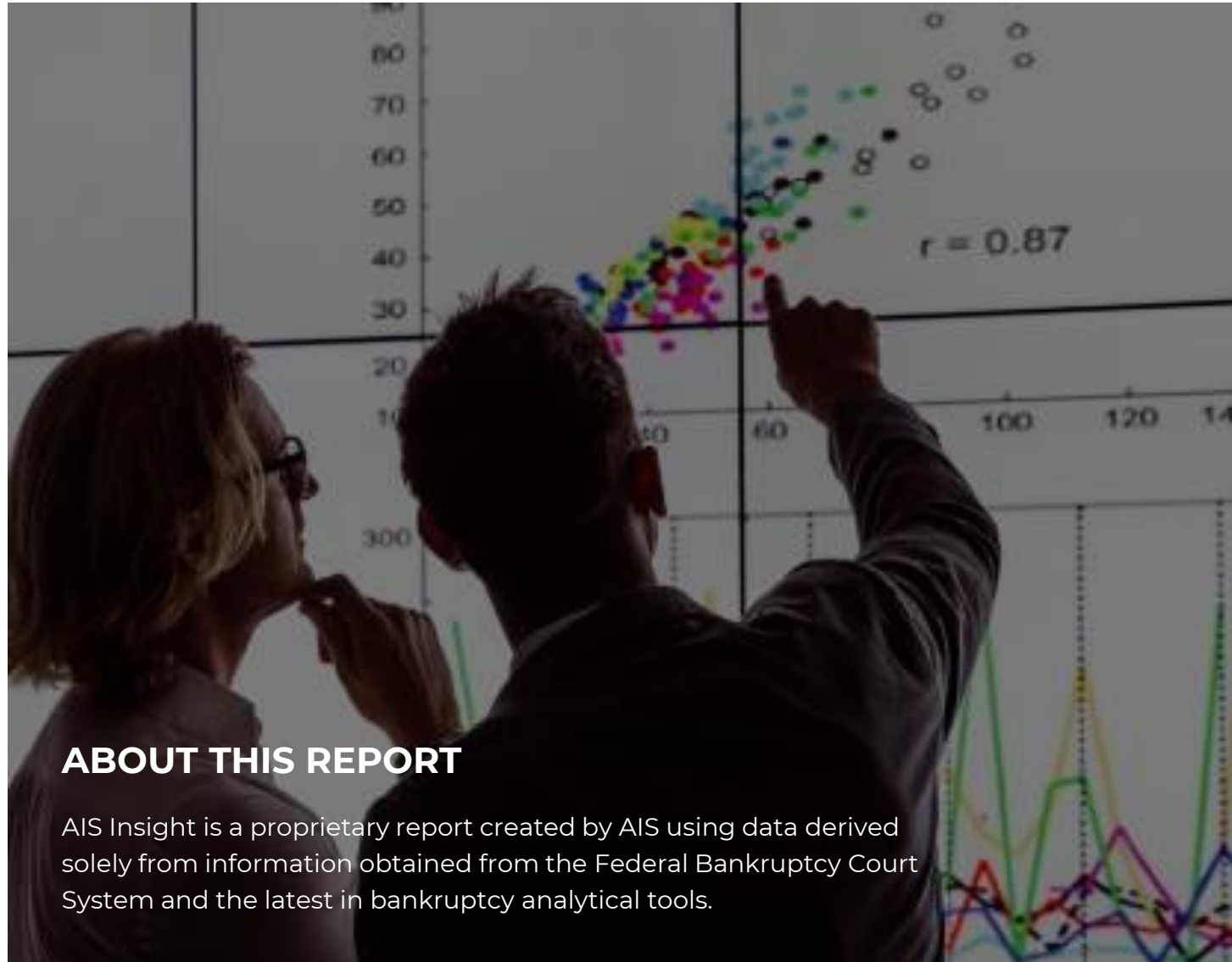
2021 | 6th Issue | May Data



SUMMARY BY CATEGORY

Category	Actual	Budget	Difference
Food	\$1,100.00	\$1,100.00	\$0.00
Medical	\$1,100.00	\$1,100.00	\$0.00
Other	\$1,100.00	\$1,100.00	\$0.00
Total	\$3,300.00	\$3,300.00	\$0.00





ABOUT THIS REPORT

AIS Insight is a proprietary report created by AIS using data derived solely from information obtained from the Federal Bankruptcy Court System and the latest in bankruptcy analytical tools.

TABLE OF CONTENTS

BANKRUPTCY STATISTICS SNAPSHOT	1
BANKRUPTCY FILINGS BY REGION - CHARTS	2
BANKRUPTCY FILINGS BY COURT - TABLE	3-7

PRODUCT SPOTLIGHT

BANKRUPTCY EVENT TRACKING is driven by the latest bankruptcy technology, automating docket review processes and serving as a practical alternative to other products in the market.

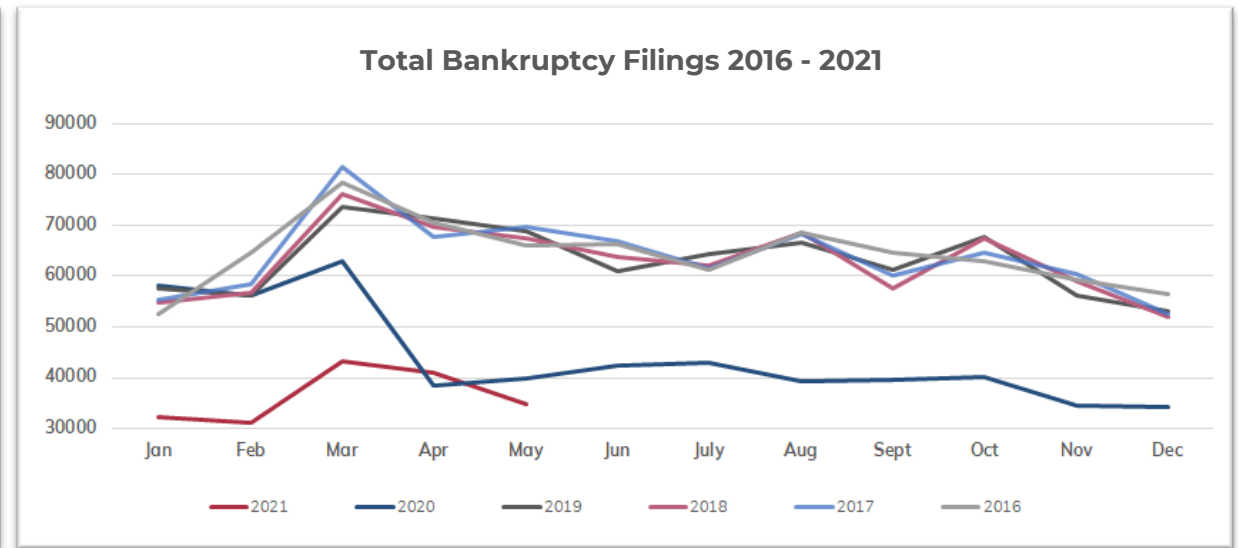
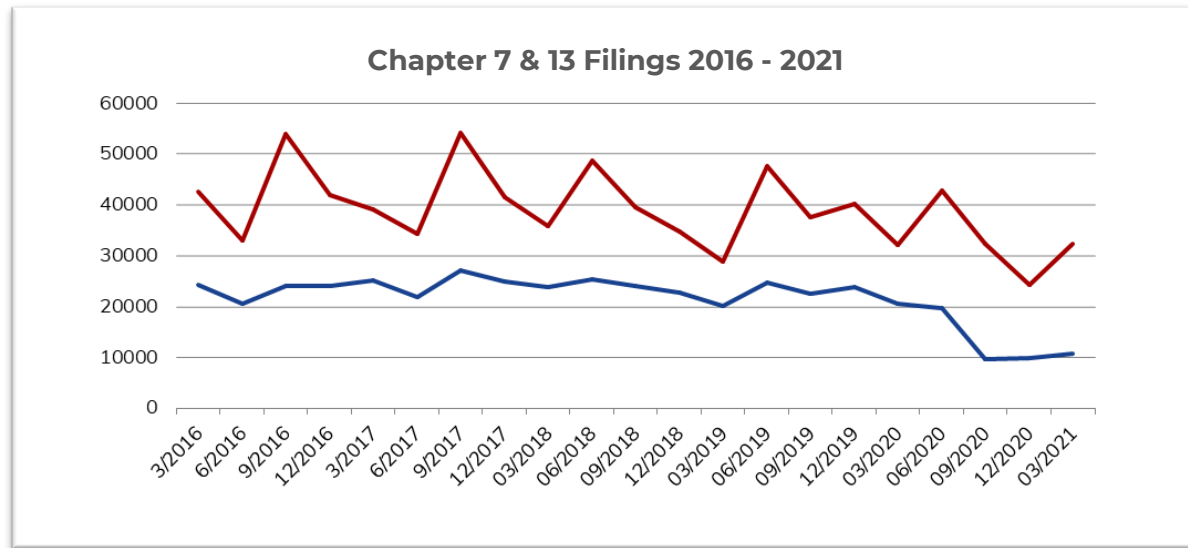
Our proprietary system notifies clients of bankruptcy filings, monitors case dockets and pushes critical activities into client-customized work queues to take immediate action.

BANKRUPTCY STATISTICS SNAPSHOT



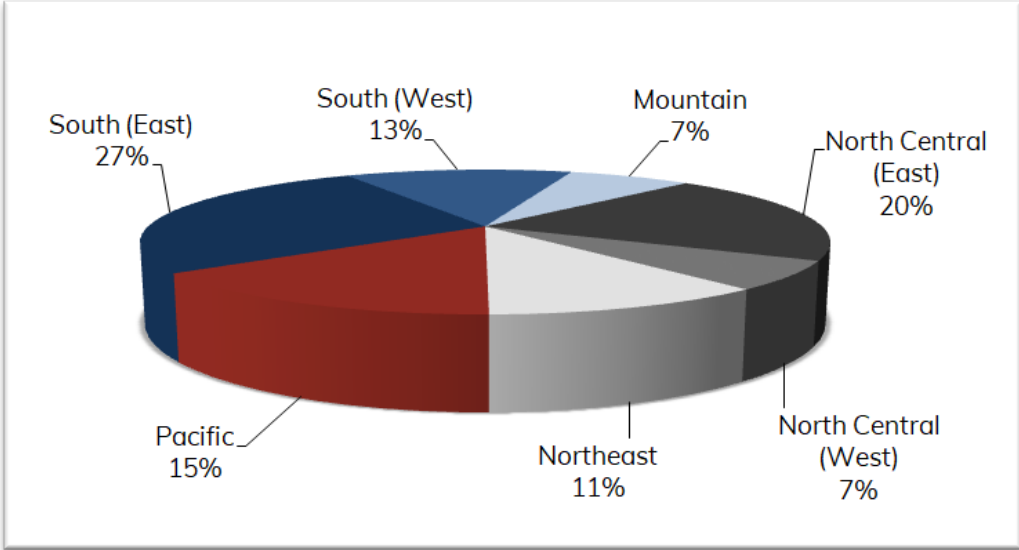
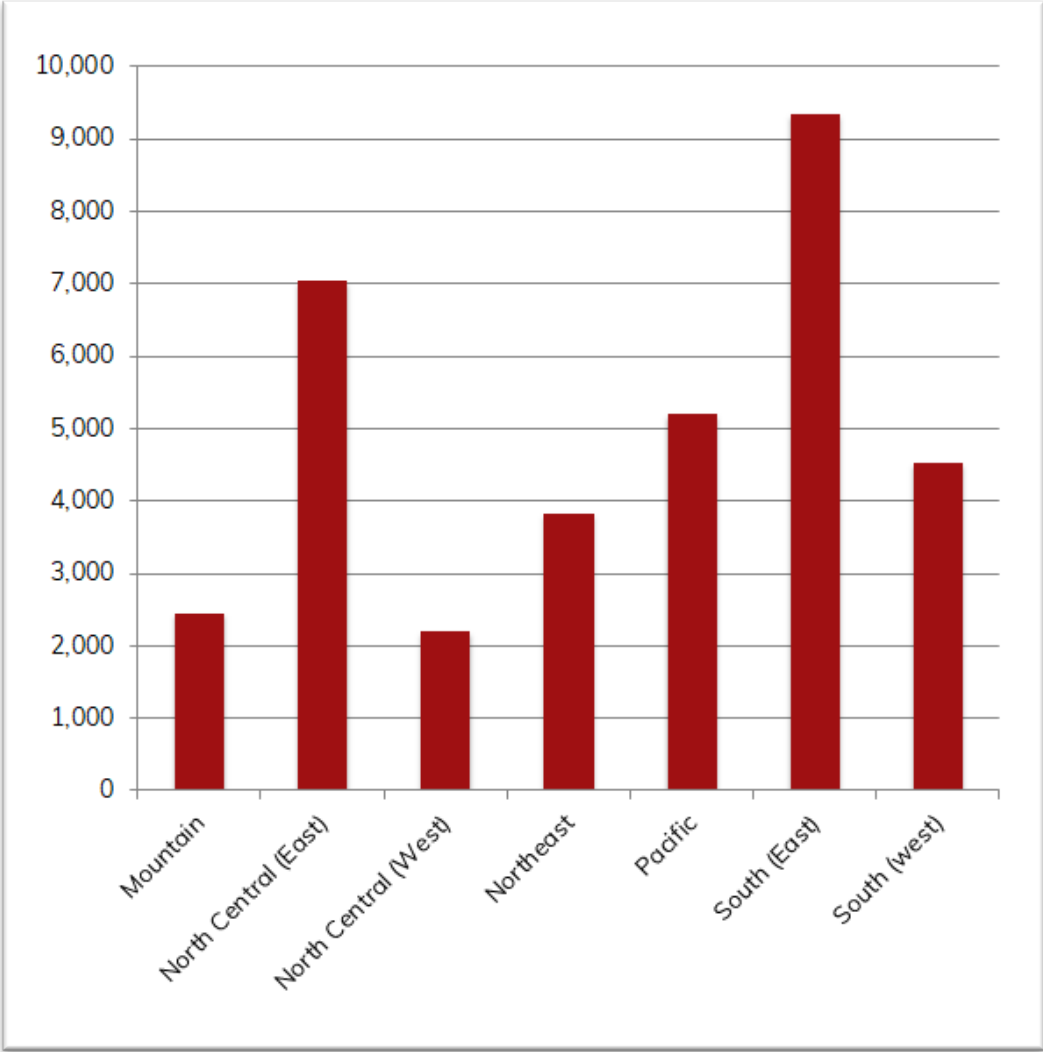
For Bankruptcies Filed Between 05/01/2021 and 05/31/2021

Total Bankruptcies Filed	34,770	Total Bankruptcies Filed last 12 months	456,148
Chapter 13	8,467	Total Bankruptcies Filed Prev. Month	40,911
Chapter 7	25,966	Total Bankruptcies Filed Prev. Year (same month)	39,980
Chapter 11	307	Increased Bankruptcies from Prev. Month Total	-6,141 (-15.01%)
Chapter 11, Subchapter V	115	Increased Bankruptcies from Prev. Year Total (same month)	-5,210 (-13.03%)



BANKRUPTCY FILINGS BY REGION

For Bankruptcies Filed Between 05/01/2021 and 05/31/2021



REGION	STATES
Mountain	Arizona, Colorado, Idaho, Montana, New Mexico, Utah, Wyoming
North Central (East)	Illinois, Indiana, Michigan, Ohio, Wisconsin
North Central (West)	Iowa, Kansas, Minnesota, Missouri, Nebraska, North Dakota, South Dakota
Northeast	Connecticut, Delaware, Maine, Massachusetts, New Hampshire, New Jersey, New York, Pennsylvania, Rhode Island, Vermont
Pacific	Alaska, California, Hawaii, Guam, Nevada, Oregon, Washington
South (East)	District of Columbia, Florida, Georgia, Kentucky, Maryland, North Carolina, Puerto Rico, South Carolina, Tennessee, Virgin Islands, Virginia, West Virginia
South (West)	Alabama, Arkansas, Louisiana, Mississippi, Oklahoma, Texas

BANKRUPTCY FILINGS BY COURT



For Bankruptcies Filed Between 05/01/2021 and 05/31/2021

COURT	CH 7	CH 11	CH 12	CH 13	TOTAL
DISTRICT OF ALASKA	14	1		2	17
MIDDLE DISTRICT OF ALABAMA	89			204	293
NORTHERN DISTRICT OF ALABAMA	338		1	226	565
SOUTHERN DISTRICT OF ALABAMA	88	1	1	114	205
EASTERN DISTRICT OF ARKANSAS	163	1		130	294
WESTERN DISTRICT OF ARKANSAS	94		1	60	155
DISTRICT OF ARIZONA	765	7		116	888
CENTRAL DISTRICT OF CALIFORNIA	1,871	19	2	176	2,069
EASTERN DISTRICT OF CALIFORNIA	653	4		93	750
NORTHERN DISTRICT OF CALIFORNIA	275	15	1	86	377
SOUTHERN DISTRICT OF CALIFORNIA	387	1		27	415
DISTRICT OF COLORADO	545	4		94	643
DISTRICT OF CONNECTICUT	198	1		24	223
DISTRICT OF WASHINGTON, D.C.	30	3		1	34
DISTRICT OF DELAWARE	69	2		28	99
MIDDLE DISTRICT OF FLORIDA	1,221	17		267	1,505
NORTHERN DISTRICT OF FLORIDA	138	2		22	162
SOUTHERN DISTRICT OF FLORIDA	665	10		400	1,075
MIDDLE DISTRICT OF GEORGIA	150	1		133	284
NORTHERN DISTRICT OF GEORGIA	638	16		449	1,103

BANKRUPTCY FILINGS BY COURT



For Bankruptcies Filed Between 05/01/2021 and 05/31/2021

COURT	CH 7	CH 11	CH 12	CH 13	TOTAL
SOUTHERN DISTRICT OF GEORGIA	42			145	187
DISTRICT OF GUAM	4			1	5
DISTRICT OF HAWAII	76			24	100
NORTHERN DISTRICT OF IOWA	93	1	1	9	104
SOUTHERN DISTRICT OF IOWA	145	1		13	159
DISTRICT OF IDAHO	134	1		20	155
CENTRAL DISTRICT OF ILLINOIS	165		1	32	198
NORTHERN DISTRICT OF ILLINOIS	977	6		340	1,323
SOUTHERN DISTRICT OF ILLINOIS	128			32	160
NORTHERN DISTRICT OF INDIANA	409	1		110	520
SOUTHERN DISTRICT OF INDIANA	597	1		208	806
DISTRICT OF KANSAS	196	3		92	291
EASTERN DISTRICT OF KENTUCKY	295	1	2	81	379
WESTERN DISTRICT OF KENTUCKY	247	2		150	399
EASTERN DISTRICT OF LOUISIANA	56	3		67	126
MIDDLE DISTRICT OF LOUISIANA	36			13	49
WESTERN DISTRICT OF LOUISIANA	107	1	1	160	269
DISTRICT OF MASSACHUSETTS	187	3	1	67	258
DISTRICT OF MARYLAND	523	7		157	687
DISTRICT OF MAINE	57	1		6	64

BANKRUPTCY FILINGS BY COURT



For Bankruptcies Filed Between 05/01/2021 and 05/31/2021

COURT	CH 7	CH 11	CH 12	CH 13	TOTAL
EASTERN DISTRICT OF MICHIGAN	899	2		200	1,101
WESTERN DISTRICT OF MICHIGAN	215	1		27	243
DISTRICT OF MINNESOTA	424	3	4	71	502
EASTERN DISTRICT OF MISSOURI	327			142	469
WESTERN DISTRICT OF MISSOURI	239		1	91	331
NORTHERN DISTRICT OF MISSISSIPPI	119	2		84	205
SOUTHERN DISTRICT OF MISSISSIPPI	157	8		85	250
DISTRICT OF MONTANA	52	1		9	62
EASTERN DISTRICT OF NORTH CAROLINA	107	3		115	225
MIDDLE DISTRICT OF NORTH CAROLINA	86	3		74	163
WESTERN DISTRICT OF NORTH CAROLINA	93		2	51	146
DISTRICT OF NORTH DAKOTA	51	1		1	53
DISTRICT OF NEBRASKA	172	2	3	53	230
DISTRICT OF NEW HAMPSHIRE	58			3	61
DISTRICT OF NEW JERSEY	658	17		200	875
DISTRICT OF NEW MEXICO	123			6	129
DISTRICT OF NEVADA	545	5		39	589
EASTERN DISTRICT OF NEW YORK	432	8		39	479
NORTHERN DISTRICT OF NEW YORK	269			33	302
SOUTHERN DISTRICT OF NEW YORK	275	9		33	317

BANKRUPTCY FILINGS BY COURT



For Bankruptcies Filed Between 05/01/2021 and 05/31/2021

COURT	CH 7	CH 11	CH 12	CH 13	TOTAL
WESTERN DISTRICT OF NEW YORK	147		1	38	186
NORTHERN DISTRICT OF OHIO	895	2		136	1,033
SOUTHERN DISTRICT OF OHIO	651		1	156	808
EASTERN DISTRICT OF OKLAHOMA	78			5	83
NORTHERN DISTRICT OF OKLAHOMA	140			8	148
WESTERN DISTRICT OF OKLAHOMA	275			41	316
DISTRICT OF OREGON	321	3		63	387
EASTERN DISTRICT OF PENNSYLVANIA	182	13		103	298
MIDDLE DISTRICT OF PENNSYLVANIA	179	13		60	252
WESTERN DISTRICT OF PENNSYLVANIA	220	4		88	312
DISTRICT OF PUERTO RICO	138	6	1	190	335
DISTRICT OF RHODE ISLAND	70			9	79
DISTRICT OF SOUTH CAROLINA	149			120	269
DISTRICT OF SOUTH DAKOTA	51		1	8	60
EASTERN DISTRICT OF TENNESSEE	343	1		154	498
MIDDLE DISTRICT OF TENNESSEE	211	2		94	307
WESTERN DISTRICT OF TENNESSEE	140	1		263	404
EASTERN DISTRICT OF TEXAS	191	8		80	279
NORTHERN DISTRICT OF TEXAS	323	9		163	495
SOUTHERN DISTRICT OF TEXAS	269	15		124	408

BANKRUPTCY FILINGS BY COURT



For Bankruptcies Filed Between 05/01/2021 and 05/31/2021

COURT	CH 7	CH 11	CH 12	CH 13	TOTAL
WESTERN DISTRICT OF TEXAS	289	9		91	389
DISTRICT OF UTAH	379	1		143	523
EASTERN DISTRICT OF VIRGINIA	593	3		222	818
WESTERN DISTRICT OF VIRGINIA	171	1		69	241
DISTRICT OF THE VIRGIN ISLANDS		2			2
DISTRICT OF VERMONT	18	1		3	22
EASTERN DISTRICT OF WASHINGTON	97			30	127
WESTERN DISTRICT OF WASHINGTON	316	3		47	366
EASTERN DISTRICT OF WISCONSIN	485			143	628
WESTERN DISTRICT OF WISCONSIN	177	2		37	216
NORTHERN DISTRICT OF WEST VIRGINIA	39			10	49
SOUTHERN DISTRICT OF WEST VIRGINIA	72			6	78
DISTRICT OF WYOMING	55			3	58

AIS is a global process and software engineering company committed to delivering high-quality solutions, on time and at a great value. We offer strategic sourcing alternatives to help organizations manage economic uncertainties, regulatory pressures and market difficulties.

Utilizing our industry and operations expertise, we provide a complete suite of services across a variety of business processes and platforms. We specialize in identifying waste and inefficiency in existing programs and utilize a lean approach to reengineer processes and deploy technology to improve performance and controls while reducing costs.

Our core competencies include: Data & Predictive Analytics, Software & Technology, Account Services, Legal Support Services and Business Process Services.

Banks, credit card issuers, auto and mortgage financiers, healthcare and telecom all rely on AIS for guidance.

All rights reserved. AIS LP warrants that it employs all reasonable endeavours to ensure that the supplied statistical reports are substantially complete and free of errors or defects. The user acknowledges that all information contained herein is derived from public record data and from time to time, errors may occur. AIS InSight is a proprietary analytical report produced monthly by AIS. The supplied information will not be disclosed, recompiled, sold or traded, in whole or in part, to third parties unless prior written consent is obtained. AIS LP assumes no responsibility or liability for any decisions made as a result of using this report.

