



AIS



HIGHER QUALITY.  
LOWER COST.  
FASTER DELIVERY.

# AIS Insight Report

2020 | 4<sup>th</sup> Issue | March Data

# TABLE OF CONTENTS


Bankruptcy Statistics Snapshot	2
Bankruptcy Filings by Region - Charts	3
Bankruptcy Filings by Court – Table	4



## PRODUCT SPOTLIGHT

**BANKRUPTCY EVENT TRACKING** is driven by the latest bankruptcy technology, automating docket review processes and serving as a practical alternative to other products in the market.

- **Notifies clients of bankruptcy filings**
- **Monitors case dockets**
- **Pushes critical docket activities into client-customized work queues so the appropriate personnel can take immediate action**
- **Ability to conduct case searches and view court documents**



**AIS Insight** is a proprietary report created by AIS using data derived solely from information obtained from the Federal Bankruptcy Court System and the latest in bankruptcy analytical tools.

## AIS

Higher Quality. Lower Cost. Faster Delivery.

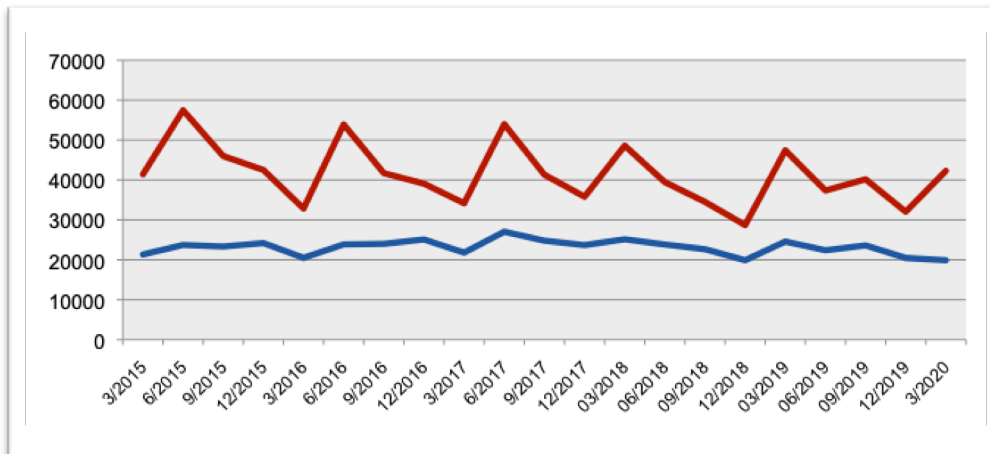
[www.americaninfosource.com](http://www.americaninfosource.com)

877.247.7253 • Houston, Texas

## BANKRUPTCY STATISTICS SNAPSHOT

March 2020

Total Bankruptcies Filed	62,832	Total Bankruptcies Filed last 12 months	747,256
Chapter 13	19,881	Total Bankruptcies Filed prev. Month	56,200
Chapter 7	42,278	Total Bankruptcies Filed prev. Year (same month)	73,507
Increase from Previous Month	11.80%	Increased Bankruptcies from prev. Month Total	6,632
Increase from Previous Year (same month)	-14.52%	Increased Bankruptcies from prev. Year Total (same month)	-10,675



### About this chart

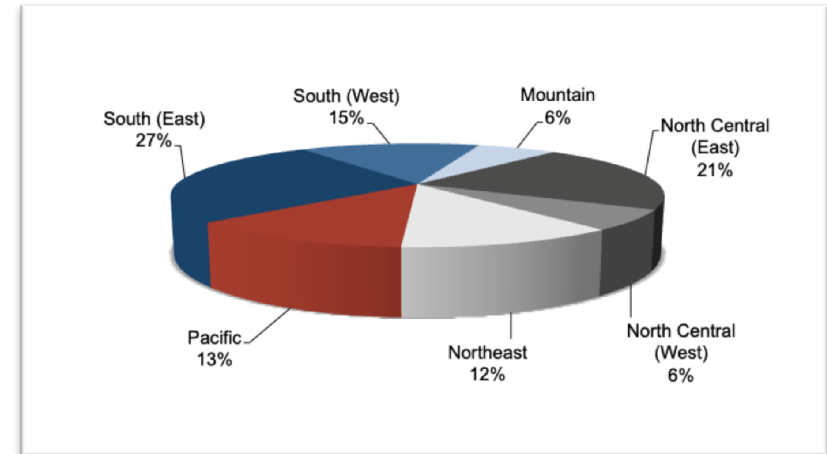
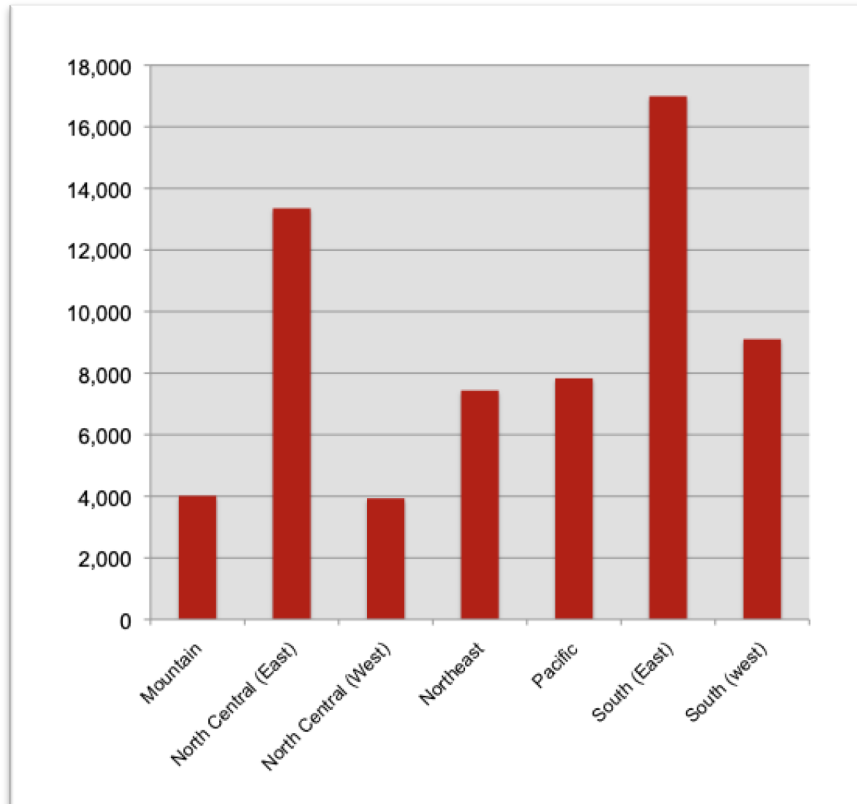


This chart shows Ch7 & Ch13 bankruptcies filed over a five-year period

Source: AIS Internal Statistics

## BANKRUPTCY FILINGS BY REGION

For Bankruptcies Filed Between 03/1/2020 and 03/31/2020



### About these charts

REGION	STATES
Mountain	Arizona, Colorado, Idaho, Montana, New Mexico, Utah, Wyoming
North Central (East)	Illinois, Indiana, Michigan, Ohio, Wisconsin
North Central (West)	Iowa, Kansas, Minnesota, Missouri, Nebraska, North Dakota, South Dakota
Northeast	Connecticut, Delaware, Maine, Massachusetts, New Hampshire, New Jersey, New York, Pennsylvania, Rhode Island, Vermont
Pacific	Alaska, California, Hawaii, Guam, Nevada, Oregon, Washington
South (East)	District of Columbia, Florida, Georgia, Kentucky, Maryland, North Carolina, Puerto Rico, South Carolina, Tennessee, Virgin Islands, Virginia, West Virginia
South (West)	Alabama, Arkansas, Louisiana, Mississippi, Oklahoma, Texas

## BANKRUPTCY FILINGS BY COURT

For Bankruptcies Filed Between 03/1/2020 and 03/31/2020

COURT	CH 7	CH 11	CH 12	CH 13	TOTAL
DISTRICT OF ALASKA	25	2		3	30
MIDDLE DISTRICT OF ALABAMA	170	1		472	643
NORTHERN DISTRICT OF ALABAMA	716	3		515	1,234
SOUTHERN DISTRICT OF ALABAMA	141	1		232	374
EASTERN DISTRICT OF ARKANSAS	314	3		269	586
WESTERN DISTRICT OF ARKANSAS	166	2		134	302
DISTRICT OF ARIZONA	1,198	14		245	1,457
CENTRAL DISTRICT OF CALIFORNIA	2,234	27		467	2,728
EASTERN DISTRICT OF CALIFORNIA	983	7	1	244	1,235
NORTHERN DISTRICT OF CALIFORNIA	337	8		184	529
SOUTHERN DISTRICT OF CALIFORNIA	546	3		75	624
DISTRICT OF COLORADO	715	9		186	910
DISTRICT OF CONNECTICUT	406			76	482
DISTRICT OF WASHINGTON, D.C.	38	1		19	58
DISTRICT OF DELAWARE	118	73		79	270
MIDDLE DISTRICT OF FLORIDA	1,635	15		507	2,157
NORTHERN DISTRICT OF FLORIDA	221			37	258
SOUTHERN DISTRICT OF FLORIDA	780	15		528	1,323
MIDDLE DISTRICT OF GEORGIA	263	2		388	653
NORTHERN DISTRICT OF GEORGIA	1,209	17		977	2,203

*Continued on next page*

## BANKRUPTCY FILINGS BY COURT

For Bankruptcies Filed Between 03/1/2020 and 03/31/2020

COURT	CH 7	CH 11	CH 12	CH 13	TOTAL
SOUTHERN DISTRICT OF GEORGIA	137	3		316	456
DISTRICT OF GUAM	1				1
DISTRICT OF HAWAII	106			34	140
NORTHERN DISTRICT OF IOWA	146	2	2	13	163
SOUTHERN DISTRICT OF IOWA	250			38	288
DISTRICT OF IDAHO	283	3		37	323
CENTRAL DISTRICT OF ILLINOIS	380	2		80	462
NORTHERN DISTRICT OF ILLINOIS	2,137	11		1,060	3,208
SOUTHERN DISTRICT OF ILLINOIS	183	1		78	262
NORTHERN DISTRICT OF INDIANA	632		2	237	871
SOUTHERN DISTRICT OF INDIANA	870	2	1	374	1,247
DISTRICT OF KANSAS	320	1	3	213	537
EASTERN DISTRICT OF KENTUCKY	540	2	1	180	723
WESTERN DISTRICT OF KENTUCKY	444	1		247	692
EASTERN DISTRICT OF LOUISIANA	125	2		141	268
MIDDLE DISTRICT OF LOUISIANA	71	2		38	111
WESTERN DISTRICT OF LOUISIANA	143	1	2	379	525
DISTRICT OF MASSACHUSETTS	403	4	1	168	576
DISTRICT OF MARYLAND	928	7		426	1,361
DISTRICT OF MAINE	97	1	1	15	114

*Continued on next page*

## BANKRUPTCY FILINGS BY COURT

For Bankruptcies Filed Between 03/1/2020 and 03/31/2020

COURT	CH 7	CH 11	CH 12	CH 13	TOTAL
EASTERN DISTRICT OF MICHIGAN	1,730	3		543	2,276
WESTERN DISTRICT OF MICHIGAN	440	1	1	89	531
DISTRICT OF MINNESOTA	679		3	204	886
EASTERN DISTRICT OF MISSOURI	592	33		289	914
WESTERN DISTRICT OF MISSOURI	441	2	1	215	659
NORTHERN DISTRICT OF MISSISSIPPI	270			257	527
SOUTHERN DISTRICT OF MISSISSIPPI	439	2		270	711
DISTRICT OF MONTANA	105			19	124
EASTERN DISTRICT OF NORTH CAROLINA	184	6	1	350	541
MIDDLE DISTRICT OF NORTH CAROLINA	150	3		133	286
WESTERN DISTRICT OF NORTH CAROLINA	149	4	1	101	255
DISTRICT OF NORTH DAKOTA	69			8	77
DISTRICT OF NEBRASKA	241		2	83	326
DISTRICT OF NEW HAMPSHIRE	123			26	149
DISTRICT OF NEW JERSEY	1,107	29		535	1,671
DISTRICT OF NEW MEXICO	230	2		25	257
DISTRICT OF NEVADA	651	6		107	764
EASTERN DISTRICT OF NEW YORK	595	60		327	982
NORTHERN DISTRICT OF NEW YORK	400	1	1	138	540
SOUTHERN DISTRICT OF NEW YORK	378	55		102	535

*Continued on next page*

## BANKRUPTCY FILINGS BY COURT

For Bankruptcies Filed Between 03/1/2020 and 03/31/2020

COURT	CH 7	CH 11	CH 12	CH 13	TOTAL
WESTERN DISTRICT OF NEW YORK	251	6		63	320
NORTHERN DISTRICT OF OHIO	1,480	1		281	1,762
SOUTHERN DISTRICT OF OHIO	1,054	1		333	1,388
EASTERN DISTRICT OF OKLAHOMA	137			8	145
NORTHERN DISTRICT OF OKLAHOMA	226	1		20	247
WESTERN DISTRICT OF OKLAHOMA	423	3		102	528
DISTRICT OF OREGON	626	1	3	141	771
EASTERN DISTRICT OF PENNSYLVANIA	342	5		253	600
MIDDLE DISTRICT OF PENNSYLVANIA	301			147	448
WESTERN DISTRICT OF PENNSYLVANIA	378	2	1	151	532
DISTRICT OF PUERTO RICO	166	5	1	242	414
DISTRICT OF RHODE ISLAND	145			34	179
DISTRICT OF SOUTH CAROLINA	245	3		318	566
DISTRICT OF SOUTH DAKOTA	70		3	7	80
EASTERN DISTRICT OF TENNESSEE	725	3	1	336	1,065
MIDDLE DISTRICT OF TENNESSEE	368	9		299	676
WESTERN DISTRICT OF TENNESSEE	321	4		643	968
EASTERN DISTRICT OF TEXAS	263	4	1	233	501
NORTHERN DISTRICT OF TEXAS	507	15	1	441	964
SOUTHERN DISTRICT OF TEXAS	389	49		340	778

*Continued on next page*



## BANKRUPTCY FILINGS BY COURT

For Bankruptcies Filed Between 03/1/2020 and 03/31/2020

COURT	CH 7	CH 11	CH 12	CH 13	TOTAL
WESTERN DISTRICT OF TEXAS	421	10		230	661
DISTRICT OF UTAH	600	2	1	285	888
EASTERN DISTRICT OF VIRGINIA	966	6		582	1,554
WESTERN DISTRICT OF VIRGINIA	334		1	185	520
DISTRICT OF THE VIRGIN ISLANDS					
DISTRICT OF VERMONT	29	2		9	40
EASTERN DISTRICT OF WASHINGTON	243	1	1	70	315
WESTERN DISTRICT OF WASHINGTON	517	3	1	173	694
EASTERN DISTRICT OF WISCONSIN	699		7	288	994
WESTERN DISTRICT OF WISCONSIN	276		8	68	352
NORTHERN DISTRICT OF WEST VIRGINIA	85	1		15	101
SOUTHERN DISTRICT OF WEST VIRGINIA	138	3		24	165
DISTRICT OF WYOMING	51	2		6	59

## 2020 AIS Insight

AIS is a global process and software engineering company committed to delivering high-quality solutions, on time and at a great value. We offer strategic sourcing alternatives to help organizations manage economic uncertainties, regulatory pressures and market difficulties. Utilizing our industry and operations expertise, we provide a complete suite of services across a variety of business processes and platforms. We specialize in identifying waste and inefficiency in existing programs and utilize a lean approach to reengineer processes and deploy technology to improve performance and controls while reducing costs. Our core competencies include: Data & Predictive Analytics, Software & Technology, Account Services, Legal Support Services and Business Process Services. Banks, credit card issuers, auto and mortgage financiers, healthcare and telecom all rely on AIS for guidance.

### Contact Information

Product Sales: [contactnow@americaninfosource.com](mailto:contactnow@americaninfosource.com)

AIS InSight Feedback: [insight@americaninfosource.com](mailto:insight@americaninfosource.com)

Email [contactnow@americaninfosource.com](mailto:contactnow@americaninfosource.com) today to inquire about our bankruptcy, estates and debt settlement solutions.

[Back to Page 1](#)

All rights reserved. AIS LP warrants that it employs all reasonable endeavours to ensure that the supplied statistical reports are substantially complete and free of errors or defects. The user acknowledges that all information contained herein is derived from public record data and from time to time, errors may occur. AIS InSight is a proprietary analytical report produced monthly by AIS. The supplied information will not be disclosed, recompiled, sold or traded, in whole or in part, to third parties unless prior written consent is obtained. AIS LP assumes no responsibility or liability for any decisions made as a result of using this report.