

# AIS Insight Report

## 2022 | 7<sup>th</sup> Issue | June 2022 Data



## ABOUT THIS REPORT

AIS Insight is a proprietary report created by AIS using data derived solely from information obtained from the Federal Bankruptcy Court System and the latest in bankruptcy analytical tools.

## TABLE OF CONTENTS

BANKRUPTCY STATISTICS SNAPSHOT	1
BANKRUPTCY FILINGS BY REGION - CHARTS	2
BANKRUPTCY FILINGS BY COURT - TABLE	3-7

## PRODUCT SPOTLIGHT

**BANKRUPTCY EVENT TRACKING** is driven by the latest bankruptcy technology, automating docket review processes and serving as a practical alternative to other products in the market.

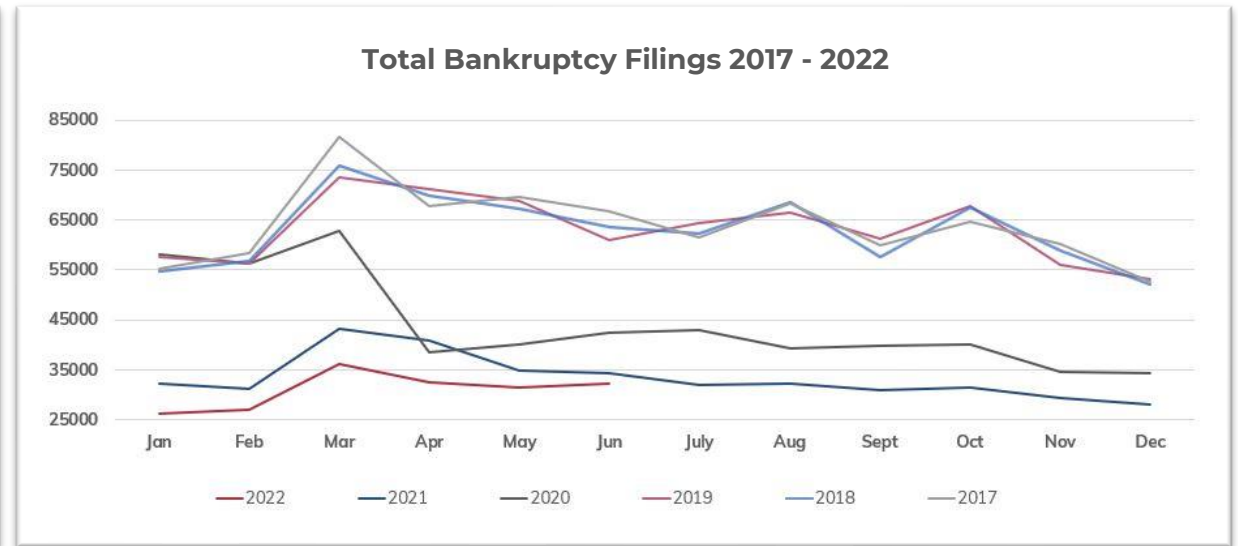
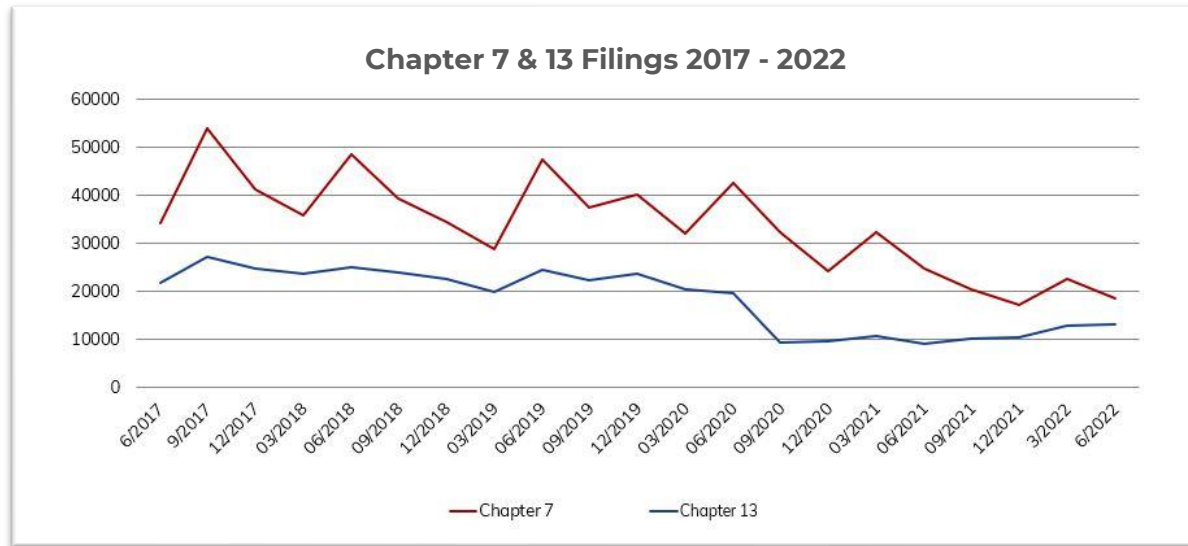
Our proprietary system notifies clients of bankruptcy filings, monitors case dockets and pushes critical activities into client-customized work queues to take immediate action.

# BANKRUPTCY STATISTICS SNAPSHOT



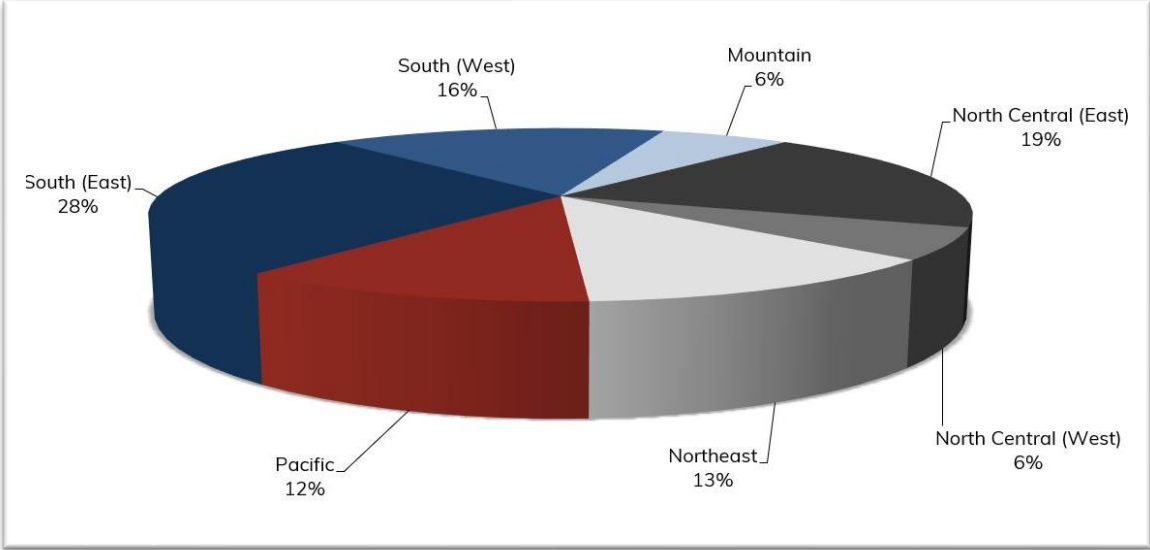
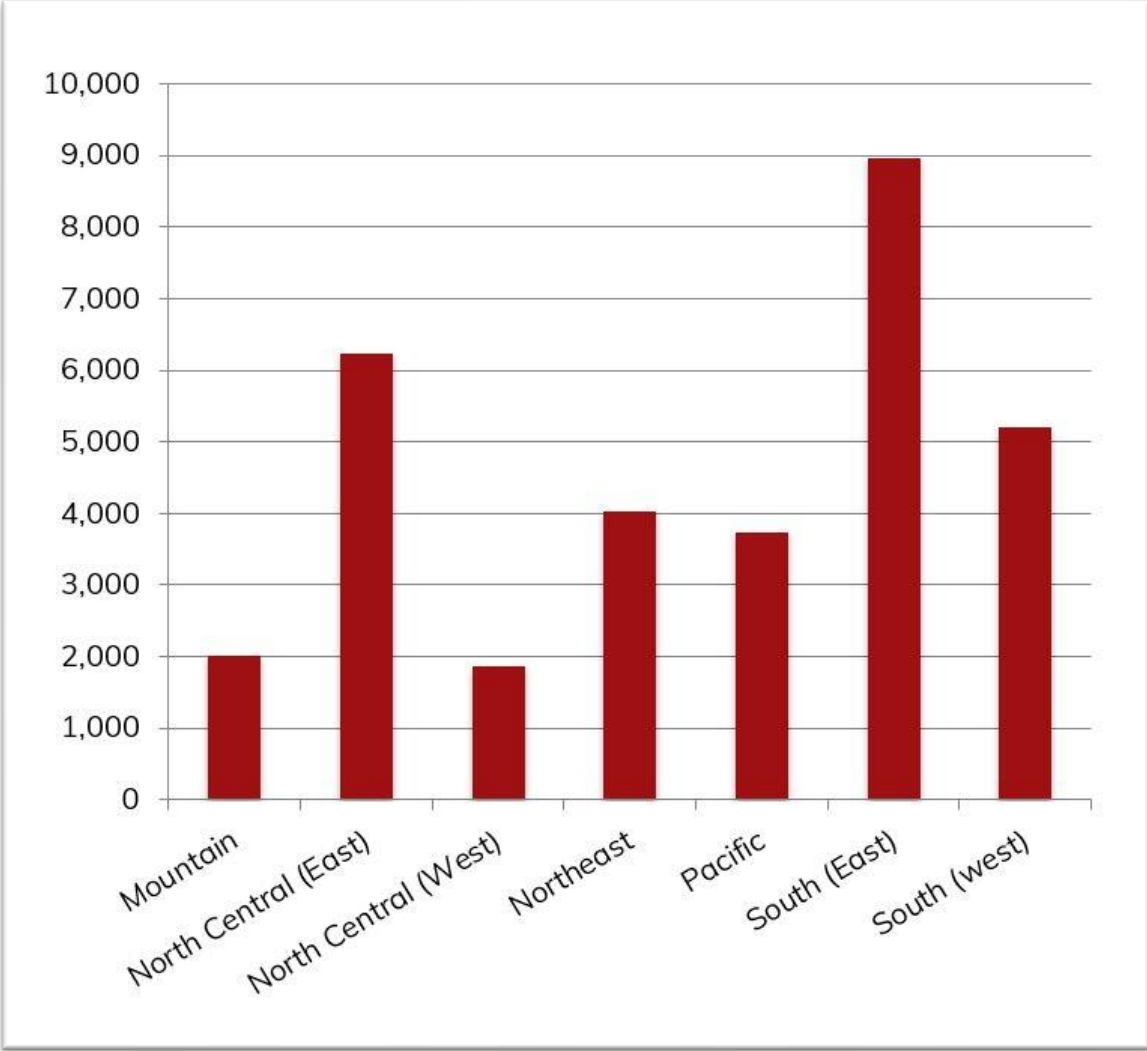
For Bankruptcies Filed Between 06/01/2022 and 06/30/2022

Total Bankruptcies Filed	32,163	Total Bankruptcies Filed last 12 months	369,705
Chapter 13	13,120	Total Bankruptcies Filed Prev. Month	31,322
Chapter 7	18,530	Total Bankruptcies Filed Prev. Year (same month)	34,295
Chapter 11	499	Increased Bankruptcies from Prev. Month Total	841 (2.69%)
Chapter 11, Subchapter V	104	Increased Bankruptcies from Prev. Year Total (same month)	-2,132 (-6.22%)



# BANKRUPTCY FILINGS BY REGION

For Bankruptcies Filed Between 06/01/2022 and 06/30/2022



REGION	STATES
Mountain	Arizona, Colorado, Idaho, Montana, New Mexico, Utah, Wyoming
North Central (East)	Illinois, Indiana, Michigan, Ohio, Wisconsin
North Central (West)	Iowa, Kansas, Minnesota, Missouri, Nebraska, North Dakota, South Dakota
Northeast	Connecticut, Delaware, Maine, Massachusetts, New Hampshire, New Jersey, New York, Pennsylvania, Rhode Island, Vermont
Pacific	Alaska, California, Hawaii, Guam, Nevada, Oregon, Washington
South (East)	District of Columbia, Florida, Georgia, Kentucky, Maryland, North Carolina, Puerto Rico, South Carolina, Tennessee, Virgin Islands, Virginia, West Virginia
South (West)	Alabama, Arkansas, Louisiana, Mississippi, Oklahoma, Texas

# BANKRUPTCY FILINGS BY COURT



For Bankruptcies Filed Between 06/01/2022 and 06/30/2022

COURT	CH 7	CH 11	CH 12	CH 13	TOTAL
DISTRICT OF ALASKA	11			6	17
MIDDLE DISTRICT OF ALABAMA	62	1		360	423
NORTHERN DISTRICT OF ALABAMA	236	1		460	697
SOUTHERN DISTRICT OF ALABAMA	65	2		216	283
EASTERN DISTRICT OF ARKANSAS	124	1		175	300
WESTERN DISTRICT OF ARKANSAS	48			83	131
DISTRICT OF ARIZONA	647	10		159	816
CENTRAL DISTRICT OF CALIFORNIA	1,201	11		225	1,437
EASTERN DISTRICT OF CALIFORNIA	361	4		110	475
NORTHERN DISTRICT OF CALIFORNIA	164	19		97	280
SOUTHERN DISTRICT OF CALIFORNIA	216	4		32	252
DISTRICT OF COLORADO	336	4		88	428
DISTRICT OF CONNECTICUT	168			41	209
DISTRICT OF WASHINGTON, D.C.	18	2		1	21
DISTRICT OF DELAWARE	52	24		31	107
MIDDLE DISTRICT OF FLORIDA	841	22	3	302	1,168
NORTHERN DISTRICT OF FLORIDA	87	3		41	131
SOUTHERN DISTRICT OF FLORIDA	382	11		387	780
MIDDLE DISTRICT OF GEORGIA	108	2		320	430
NORTHERN DISTRICT OF GEORGIA	544	17		598	1,159

# BANKRUPTCY FILINGS BY COURT



For Bankruptcies Filed Between 06/01/2022 and 06/30/2022

COURT	CH 7	CH 11	CH 12	CH 13	TOTAL
SOUTHERN DISTRICT OF GEORGIA	27			254	281
DISTRICT OF GUAM	3			1	4
DISTRICT OF HAWAII	56			20	76
NORTHERN DISTRICT OF IOWA	56			6	62
SOUTHERN DISTRICT OF IOWA	100		1	22	123
DISTRICT OF IDAHO	132	2		13	147
CENTRAL DISTRICT OF ILLINOIS	168			42	210
NORTHERN DISTRICT OF ILLINOIS	723	6		554	1,283
SOUTHERN DISTRICT OF ILLINOIS	70			54	124
NORTHERN DISTRICT OF INDIANA	265			152	417
SOUTHERN DISTRICT OF INDIANA	429	2		259	690
DISTRICT OF KANSAS	138			139	277
EASTERN DISTRICT OF KENTUCKY	203			118	321
WESTERN DISTRICT OF KENTUCKY	174			176	350
EASTERN DISTRICT OF LOUISIANA	48			94	142
MIDDLE DISTRICT OF LOUISIANA	27			41	68
WESTERN DISTRICT OF LOUISIANA	65			349	414
DISTRICT OF MASSACHUSETTS	179	1		99	279
DISTRICT OF MARYLAND	408	3		214	625
DISTRICT OF MAINE	25			9	34

# BANKRUPTCY FILINGS BY COURT



For Bankruptcies Filed Between 06/01/2022 and 06/30/2022

COURT	CH 7	CH 11	CH 12	CH 13	TOTAL
EASTERN DISTRICT OF MICHIGAN	754	1		338	1,093
WESTERN DISTRICT OF MICHIGAN	189			78	267
DISTRICT OF MINNESOTA	301	1		118	420
EASTERN DISTRICT OF MISSOURI	207			203	410
WESTERN DISTRICT OF MISSOURI	154	1		164	319
NORTHERN DISTRICT OF MISSISSIPPI	108	1		162	271
SOUTHERN DISTRICT OF MISSISSIPPI	179			197	376
DISTRICT OF MONTANA	34			4	38
EASTERN DISTRICT OF NORTH CAROLINA	64	4		185	253
MIDDLE DISTRICT OF NORTH CAROLINA	39			95	134
WESTERN DISTRICT OF NORTH CAROLINA	47	5		68	120
DISTRICT OF NORTH DAKOTA	27			6	33
DISTRICT OF NEBRASKA	110	1	1	63	175
DISTRICT OF NEW HAMPSHIRE	39			14	53
DISTRICT OF NEW JERSEY	442	151		365	958
DISTRICT OF NEW MEXICO	62			16	78
DISTRICT OF NEVADA	388	4		67	459
EASTERN DISTRICT OF NEW YORK	358	25		303	686
NORTHERN DISTRICT OF NEW YORK	172	2	1	59	234
SOUTHERN DISTRICT OF NEW YORK	227	78		68	373

# BANKRUPTCY FILINGS BY COURT



For Bankruptcies Filed Between 06/01/2022 and 06/30/2022

COURT	CH 7	CH 11	CH 12	CH 13	TOTAL
WESTERN DISTRICT OF NEW YORK	110			49	159
NORTHERN DISTRICT OF OHIO	663	8		180	851
SOUTHERN DISTRICT OF OHIO	441			213	654
EASTERN DISTRICT OF OKLAHOMA	63			9	72
NORTHERN DISTRICT OF OKLAHOMA	104	1		13	118
WESTERN DISTRICT OF OKLAHOMA	191	2		72	265
DISTRICT OF OREGON	260	1		78	339
EASTERN DISTRICT OF PENNSYLVANIA	146	4		179	329
MIDDLE DISTRICT OF PENNSYLVANIA	100	1		102	203
WESTERN DISTRICT OF PENNSYLVANIA	205	1		114	320
DISTRICT OF PUERTO RICO	126	2	1	213	342
DISTRICT OF RHODE ISLAND	54			16	70
DISTRICT OF SOUTH CAROLINA	89			211	300
DISTRICT OF SOUTH DAKOTA	42		1	5	48
EASTERN DISTRICT OF TENNESSEE	276	1		242	519
MIDDLE DISTRICT OF TENNESSEE	150	5		165	320
WESTERN DISTRICT OF TENNESSEE	119	1		543	663
EASTERN DISTRICT OF TEXAS	122	3		136	261
NORTHERN DISTRICT OF TEXAS	260	19		304	583
SOUTHERN DISTRICT OF TEXAS	184	9		258	451



# BANKRUPTCY FILINGS BY COURT



For Bankruptcies Filed Between 06/01/2022 and 06/30/2022

COURT	CH 7	CH 11	CH 12	CH 13	TOTAL
WESTERN DISTRICT OF TEXAS	197	8		145	350
DISTRICT OF UTAH	288	1		164	453
EASTERN DISTRICT OF VIRGINIA	387	2		328	717
WESTERN DISTRICT OF VIRGINIA	141		1	83	225
DISTRICT OF THE VIRGIN ISLANDS					
DISTRICT OF VERMONT	15			4	19
EASTERN DISTRICT OF WASHINGTON	70			20	90
WESTERN DISTRICT OF WASHINGTON	241	3		68	312
EASTERN DISTRICT OF WISCONSIN	303		1	196	500
WESTERN DISTRICT OF WISCONSIN	105	1	1	40	147
NORTHERN DISTRICT OF WEST VIRGINIA	44			13	57
SOUTHERN DISTRICT OF WEST VIRGINIA	47			8	55
DISTRICT OF WYOMING	39			5	44

AIS is a Texas-based FinTech firm offering data analytics, technology and talent to support Operations and IT functions within the financial services sector. We are committed to lowering costs, improving quality and delivering faster results for our clients. Our insights, software robotics and workforce solutions drive the day-to-day work so our clients can focus on growing their business.

Using a lean Six Sigma approach, our team reviews client processes, eliminates non-value adds, and streamlines productivity. We build and share financial and legal technology to automate and optimize operational performance. We recruit, train and manage highly skilled human resources to meet project-based or full-time staffing needs.

Our clients have global access to a wide-ranging team of subject matter experts specializing in data, information technology, business operations, and legal support,. We serve a variety of industries including commercial and retail banking, automotive finance, credit card, mortgage, insurance and telecommunications.

*All rights reserved. AIS warrants that it employs all reasonable endeavours to ensure that the supplied statistical reports are substantially complete and free of errors or defects. The user acknowledges that all information contained herein is derived from public record data and from time to time, errors may occur. AIS InSight is a proprietary analytical report produced monthly by AIS. The supplied information will not be disclosed, recompiled, sold or traded, in whole or in part, to third parties unless prior written consent is obtained. AIS assumes no responsibility or liability for any decisions made as a result of using this report.*

