

# AIS Insight Report

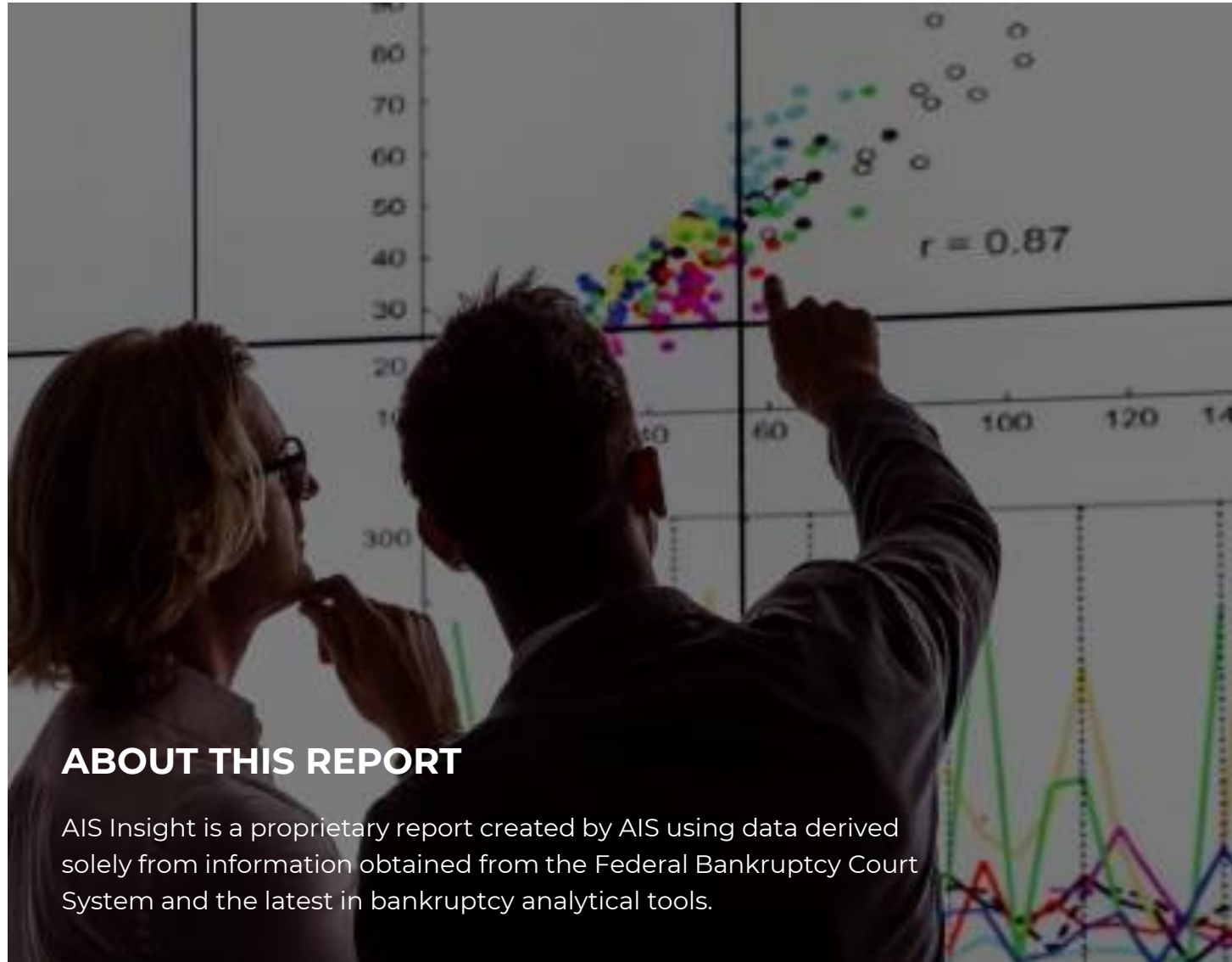
## 2021 | 7<sup>th</sup> Issue | June Data



SUMMARY BY CATEGORY

Category	Actual	Budget	Difference
Travel	\$1,100	\$1,100	\$0
Food	\$1,100	\$1,100	\$0
Medical	\$1,100	\$1,100	\$0
Other	\$1,100	\$1,100	\$0
<b>Total</b>	<b>\$4,400</b>	<b>\$4,400</b>	<b>\$0</b>





## ABOUT THIS REPORT

AIS Insight is a proprietary report created by AIS using data derived solely from information obtained from the Federal Bankruptcy Court System and the latest in bankruptcy analytical tools.

## TABLE OF CONTENTS

BANKRUPTCY STATISTICS SNAPSHOT	1
BANKRUPTCY FILINGS BY REGION - CHARTS	2
BANKRUPTCY FILINGS BY COURT - TABLE	3-7

## PRODUCT SPOTLIGHT

**BANKRUPTCY EVENT TRACKING** is driven by the latest bankruptcy technology, automating docket review processes and serving as a practical alternative to other products in the market.

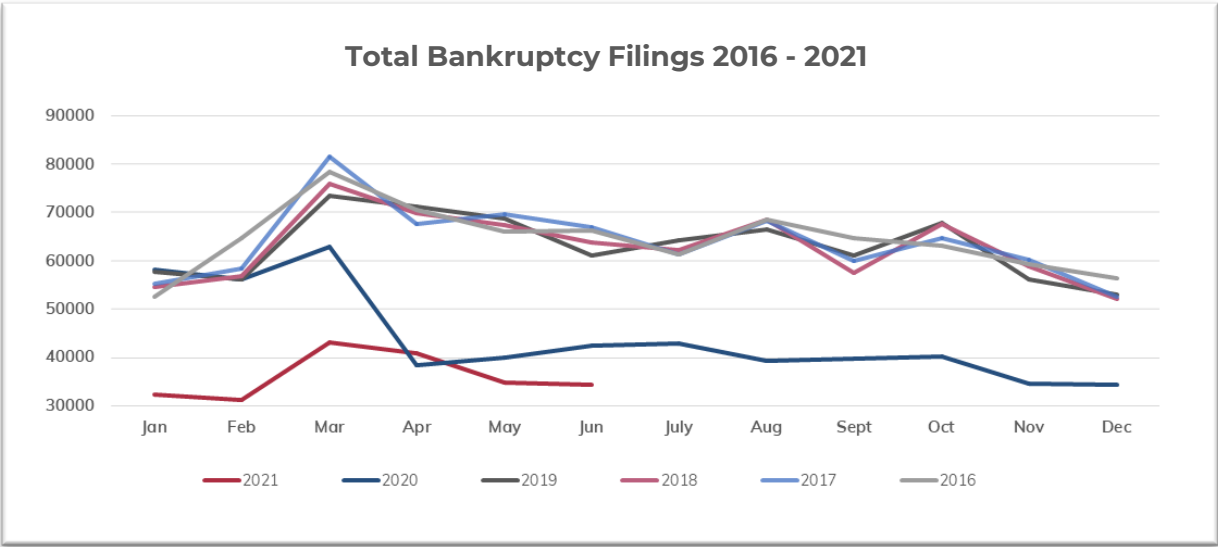
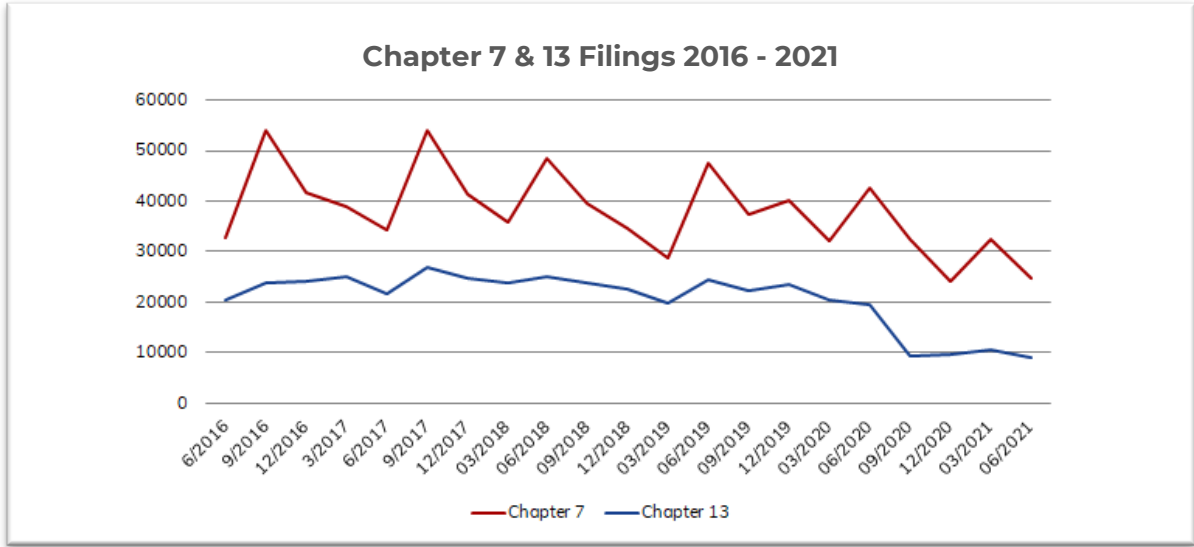
Our proprietary system notifies clients of bankruptcy filings, monitors case dockets and pushes critical activities into client-customized work queues to take immediate action.

# BANKRUPTCY STATISTICS SNAPSHOT



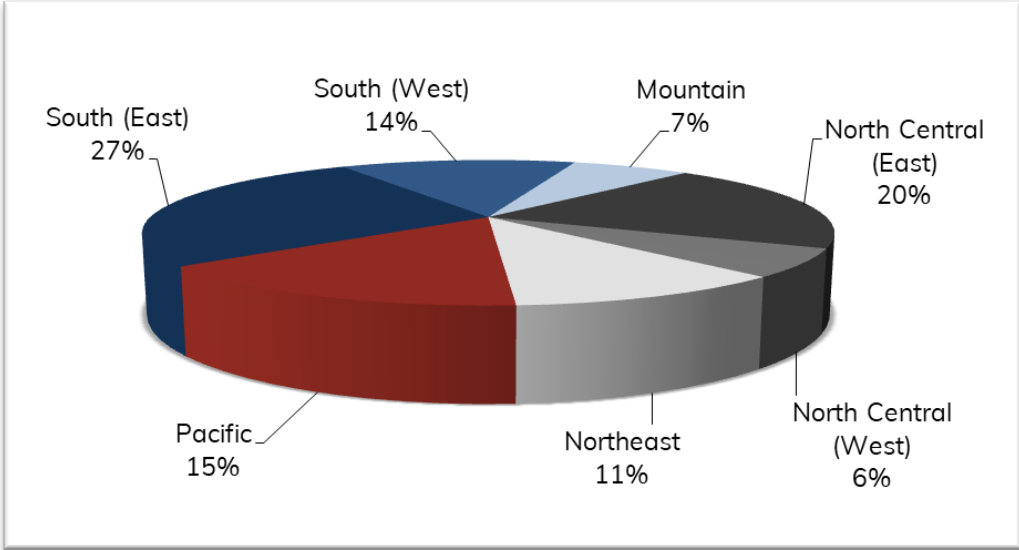
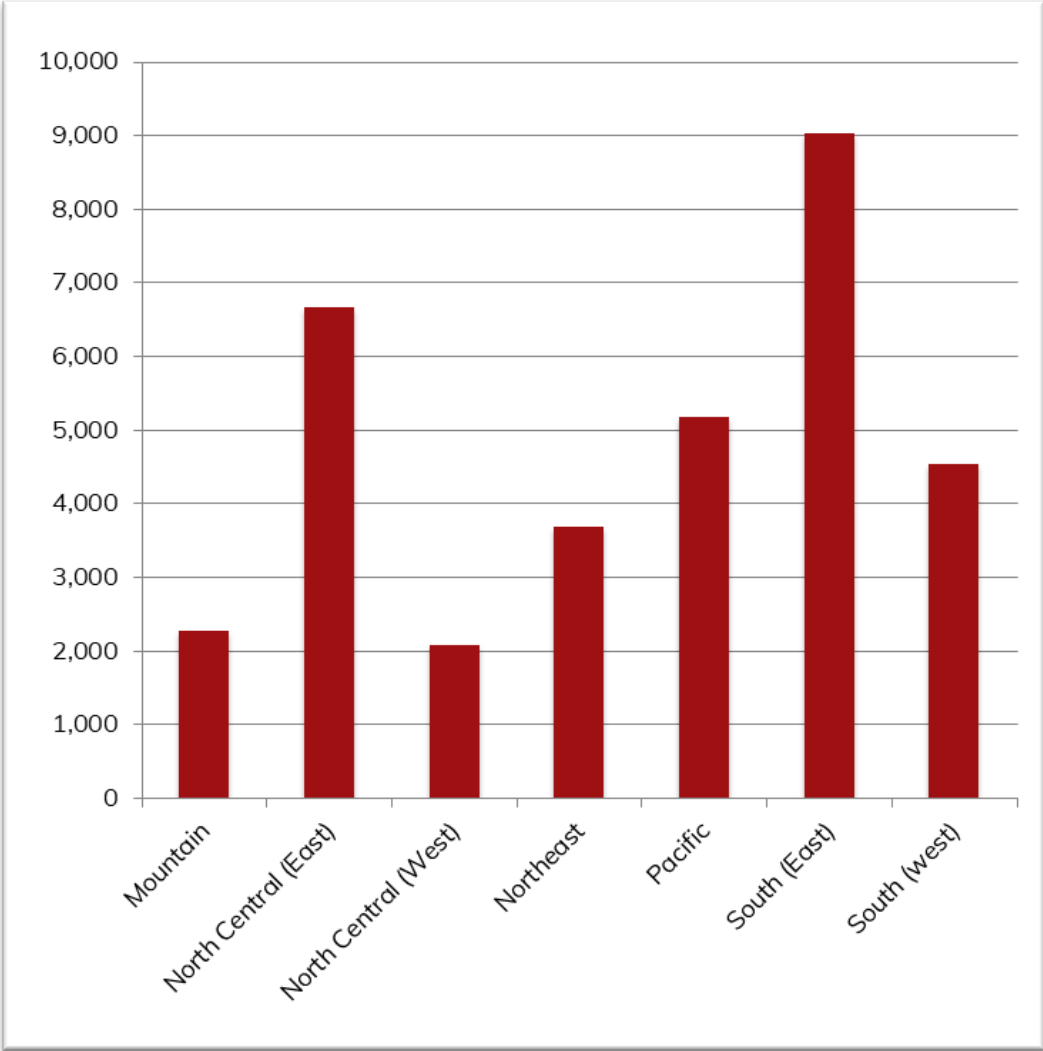
For Bankruptcies Filed Between 06/01/2021 and 06/30/2021

Total Bankruptcies Filed	34,271	Total Bankruptcies Filed last 12 months	448,022
Chapter 13	9,054	Total Bankruptcies Filed Prev. Month	34,776
Chapter 7	24,801	Total Bankruptcies Filed Prev. Year (same month)	42,424
Chapter 11	392	Increased Bankruptcies from Prev. Month Total	-505 (-1.45%)
Chapter 11, Subchapter V	116	Increased Bankruptcies from Prev. Year Total (same month)	-8,153 (-19.22%)



# BANKRUPTCY FILINGS BY REGION

For Bankruptcies Filed Between 06/01/2021 and 06/30/2021



REGION	STATES
Mountain	Arizona, Colorado, Idaho, Montana, New Mexico, Utah, Wyoming
North Central (East)	Illinois, Indiana, Michigan, Ohio, Wisconsin
North Central (West)	Iowa, Kansas, Minnesota, Missouri, Nebraska, North Dakota, South Dakota
Northeast	Connecticut, Delaware, Maine, Massachusetts, New Hampshire, New Jersey, New York, Pennsylvania, Rhode Island, Vermont
Pacific	Alaska, California, Hawaii, Guam, Nevada, Oregon, Washington
South (East)	District of Columbia, Florida, Georgia, Kentucky, Maryland, North Carolina, Puerto Rico, South Carolina, Tennessee, Virgin Islands, Virginia, West Virginia
South (West)	Alabama, Arkansas, Louisiana, Mississippi, Oklahoma, Texas

# BANKRUPTCY FILINGS BY COURT



For Bankruptcies Filed Between 06/01/2021 and 06/30/2021

COURT	CH 7	CH 11	CH 12	CH 13	TOTAL
DISTRICT OF ALASKA	13			3	16
MIDDLE DISTRICT OF ALABAMA	63	1		229	293
NORTHERN DISTRICT OF ALABAMA	324	1		291	616
SOUTHERN DISTRICT OF ALABAMA	62	1		127	190
EASTERN DISTRICT OF ARKANSAS	160			129	289
WESTERN DISTRICT OF ARKANSAS	86			58	144
DISTRICT OF ARIZONA	755	3		114	872
CENTRAL DISTRICT OF CALIFORNIA	1,796	9		184	1,989
EASTERN DISTRICT OF CALIFORNIA	612	2		88	702
NORTHERN DISTRICT OF CALIFORNIA	275	5		118	398
SOUTHERN DISTRICT OF CALIFORNIA	437			29	466
DISTRICT OF COLORADO	416	3	1	75	495
DISTRICT OF CONNECTICUT	194			25	219
DISTRICT OF WASHINGTON, D.C.	19	1		1	21
DISTRICT OF DELAWARE	47	19		25	91
MIDDLE DISTRICT OF FLORIDA	1,206	8		262	1,476
NORTHERN DISTRICT OF FLORIDA	98	5		14	117
SOUTHERN DISTRICT OF FLORIDA	689	28		381	1,098
MIDDLE DISTRICT OF GEORGIA	99			183	282
NORTHERN DISTRICT OF GEORGIA	671	6		414	1,091

# BANKRUPTCY FILINGS BY COURT



For Bankruptcies Filed Between 06/01/2021 and 06/30/2021

COURT	CH 7	CH 11	CH 12	CH 13	TOTAL
SOUTHERN DISTRICT OF GEORGIA	49	1		179	229
DISTRICT OF GUAM	1				1
DISTRICT OF HAWAII	76			25	101
NORTHERN DISTRICT OF IOWA	87			8	95
SOUTHERN DISTRICT OF IOWA	132		2	20	154
DISTRICT OF IDAHO	166			15	181
CENTRAL DISTRICT OF ILLINOIS	159			21	180
NORTHERN DISTRICT OF ILLINOIS	851	13		355	1,219
SOUTHERN DISTRICT OF ILLINOIS	82	1	1	21	105
NORTHERN DISTRICT OF INDIANA	403	1		93	497
SOUTHERN DISTRICT OF INDIANA	547	1		214	762
DISTRICT OF KANSAS	192	2		117	311
EASTERN DISTRICT OF KENTUCKY	269			64	333
WESTERN DISTRICT OF KENTUCKY	240	1		162	403
EASTERN DISTRICT OF LOUISIANA	60	2		63	125
MIDDLE DISTRICT OF LOUISIANA	34			16	50
WESTERN DISTRICT OF LOUISIANA	97	3		200	300
DISTRICT OF MASSACHUSETTS	227	11		50	288
DISTRICT OF MARYLAND	490	11		176	677
DISTRICT OF MAINE	41	1		6	48

# BANKRUPTCY FILINGS BY COURT



For Bankruptcies Filed Between 06/01/2021 and 06/30/2021

COURT	CH 7	CH 11	CH 12	CH 13	TOTAL
EASTERN DISTRICT OF MICHIGAN	867	5		239	1,111
WESTERN DISTRICT OF MICHIGAN	225			32	257
DISTRICT OF MINNESOTA	365	2		58	425
EASTERN DISTRICT OF MISSOURI	288		1	147	436
WESTERN DISTRICT OF MISSOURI	209	2		119	330
NORTHERN DISTRICT OF MISSISSIPPI	115			96	211
SOUTHERN DISTRICT OF MISSISSIPPI	153			95	248
DISTRICT OF MONTANA	48	1	1	5	55
EASTERN DISTRICT OF NORTH CAROLINA	78	5	2	119	204
MIDDLE DISTRICT OF NORTH CAROLINA	73	2		78	153
WESTERN DISTRICT OF NORTH CAROLINA	88	1		59	148
DISTRICT OF NORTH DAKOTA	49			3	52
DISTRICT OF NEBRASKA	168			59	227
DISTRICT OF NEW HAMPSHIRE	33			13	46
DISTRICT OF NEW JERSEY	664	20		191	875
DISTRICT OF NEW MEXICO	111	1		12	124
DISTRICT OF NEVADA	545	7		62	614
EASTERN DISTRICT OF NEW YORK	384	5		45	434
NORTHERN DISTRICT OF NEW YORK	208	1		24	233
SOUTHERN DISTRICT OF NEW YORK	275	3	1	37	316

# BANKRUPTCY FILINGS BY COURT



For Bankruptcies Filed Between 06/01/2021 and 06/30/2021

COURT	CH 7	CH 11	CH 12	CH 13	TOTAL
WESTERN DISTRICT OF NEW YORK	136		1	37	174
NORTHERN DISTRICT OF OHIO	812		1	133	946
SOUTHERN DISTRICT OF OHIO	588	4		157	749
EASTERN DISTRICT OF OKLAHOMA	75			3	78
NORTHERN DISTRICT OF OKLAHOMA	113			10	123
WESTERN DISTRICT OF OKLAHOMA	222			42	264
DISTRICT OF OREGON	306	4		74	384
EASTERN DISTRICT OF PENNSYLVANIA	181	5		107	293
MIDDLE DISTRICT OF PENNSYLVANIA	170	2		74	246
WESTERN DISTRICT OF PENNSYLVANIA	217	1		76	294
DISTRICT OF PUERTO RICO	135	4		179	318
DISTRICT OF RHODE ISLAND	80	1		8	89
DISTRICT OF SOUTH CAROLINA	127			117	244
DISTRICT OF SOUTH DAKOTA	38			5	43
EASTERN DISTRICT OF TENNESSEE	295			167	462
MIDDLE DISTRICT OF TENNESSEE	174	4		129	307
WESTERN DISTRICT OF TENNESSEE	115	1		301	417
EASTERN DISTRICT OF TEXAS	149		1	88	238
NORTHERN DISTRICT OF TEXAS	350	25		135	511
SOUTHERN DISTRICT OF TEXAS	265	131		88	484



# BANKRUPTCY FILINGS BY COURT



For Bankruptcies Filed Between 06/01/2021 and 06/30/2021

COURT	CH 7	CH 11	CH 12	CH 13	TOTAL
WESTERN DISTRICT OF TEXAS	276	6	1	75	358
DISTRICT OF UTAH	329	1		151	481
EASTERN DISTRICT OF VIRGINIA	498	2	1	246	747
WESTERN DISTRICT OF VIRGINIA	137			48	185
DISTRICT OF THE VIRGIN ISLANDS					
DISTRICT OF VERMONT	17			6	23
EASTERN DISTRICT OF WASHINGTON	109			15	124
WESTERN DISTRICT OF WASHINGTON	303			69	372
EASTERN DISTRICT OF WISCONSIN	439	1		171	611
WESTERN DISTRICT OF WISCONSIN	193	1	1	37	232
NORTHERN DISTRICT OF WEST VIRGINIA	40			5	45
SOUTHERN DISTRICT OF WEST VIRGINIA	58	2		6	66
DISTRICT OF WYOMING	62			1	63

AIS is a technology and process engineering company committed to lowering costs, improving quality and reducing cycle time for our clients. Our software robotics and expert talent manage the day-to-day work so our clients can focus on growing their business.

Using a lean Six Sigma approach, our team reviews client processes, eliminates non-value adds, and streamlines productivity. We build and share financial and legal technology to automate and optimize workforce performance. We recruit, train and manage highly-skilled human resources to meet project-based or full-time staffing needs.

Our clients have global access to a wide-ranging team of subject matter experts specializing in data/analytics, technology, business process outsourcing, legal support, and loan servicing.

We serve a variety of industries including banking, automotive finance, credit card, mortgage, and telecommunications.

*All rights reserved. AIS warrants that it employs all reasonable endeavours to ensure that the supplied statistical reports are substantially complete and free of errors or defects. The user acknowledges that all information contained herein is derived from public record data and from time to time, errors may occur. AIS InSight is a proprietary analytical report produced monthly by AIS. The supplied information will not be disclosed, recompiled, sold or traded, in whole or in part, to third parties unless prior written consent is obtained. AIS assumes no responsibility or liability for any decisions made as a result of using this report.*

