



AIS



HIGHER QUALITY.
LOWER COST.
FASTER DELIVERY.

AIS Insight Report

2020 | 7th Issue | June Data

TABLE OF CONTENTS


Bankruptcy Statistics Snapshot	2
Bankruptcy Filings by Region - Charts	3
Bankruptcy Filings by Court – Table	4



PRODUCT SPOTLIGHT

BANKRUPTCY EVENT TRACKING is driven by the latest bankruptcy technology, automating docket review processes and serving as a practical alternative to other products in the market.

- *Notifies clients of bankruptcy filings*
- *Monitors case dockets*
- *Pushes critical docket activities into client-customized work queues so the appropriate personnel can take immediate action*
- *Ability to conduct case searches and view court documents*



AIS Insight is a proprietary report created by AIS using data derived solely from information obtained from the Federal Bankruptcy Court System and the latest in bankruptcy analytical tools.

AIS

Higher Quality. Lower Cost. Faster Delivery.

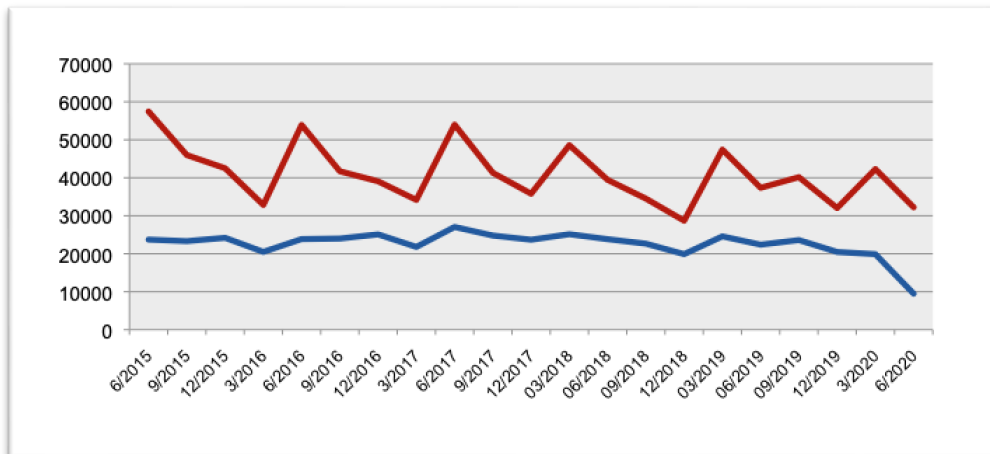
www.americaninfosource.com

877.247.7253 • Houston, Texas

BANKRUPTCY STATISTICS SNAPSHOT

June 2020

Total Bankruptcies Filed	42,411	Total Bankruptcies Filed last 12 months	666,937
Chapter 13	9,478	Total Bankruptcies Filed Prev. Month	39,981
Chapter 7	32,227	Total Bankruptcies Filed Prev. Year (same month)	61,078
Increase from Previous Month	6.08%	Increased Bankruptcies from Prev. Month Total	2,430
Increase from Previous Year (same month)	-30.56%	Increased Bankruptcies from prev. Year Total (same month)	-18,667



About this chart

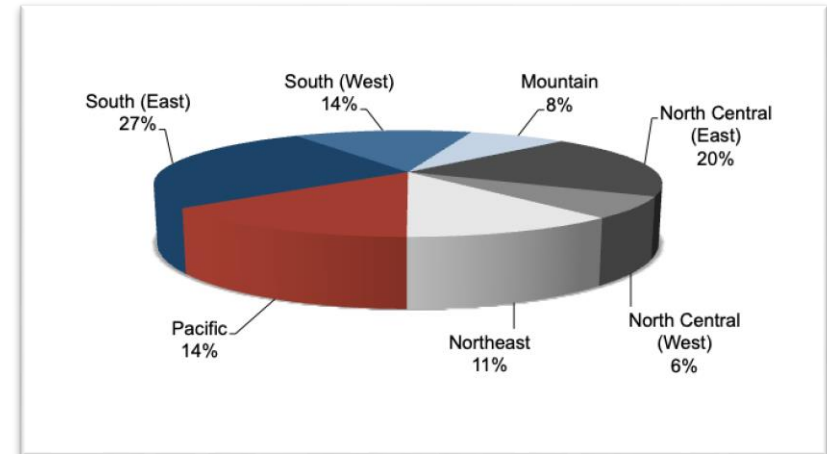
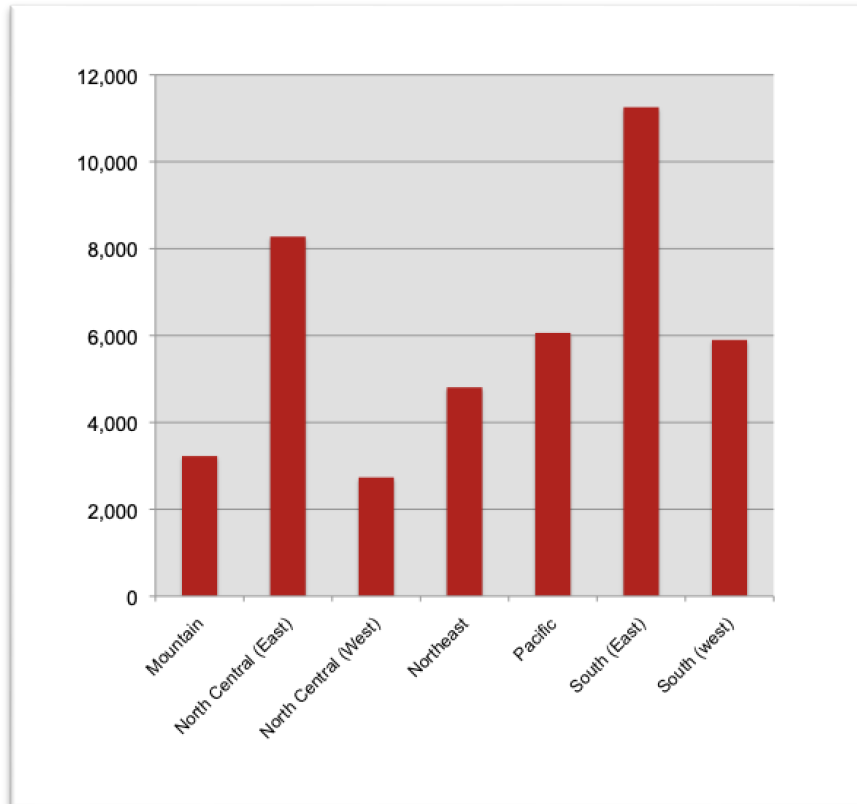


This chart shows Ch7 & Ch13 bankruptcies filed over a five-year period

Source: AIS Internal Statistics

BANKRUPTCY FILINGS BY REGION

For Bankruptcies Filed Between 06/1/2020 and 06/30/2020



About these charts

REGION	STATES
Mountain	Arizona, Colorado, Idaho, Montana, New Mexico, Utah, Wyoming
North Central (East)	Illinois, Indiana, Michigan, Ohio, Wisconsin
North Central (West)	Iowa, Kansas, Minnesota, Missouri, Nebraska, North Dakota, South Dakota
Northeast	Connecticut, Delaware, Maine, Massachusetts, New Hampshire, New Jersey, New York, Pennsylvania, Rhode Island, Vermont
Pacific	Alaska, California, Hawaii, Guam, Nevada, Oregon, Washington
South (East)	District of Columbia, Florida, Georgia, Kentucky, Maryland, North Carolina, Puerto Rico, South Carolina, Tennessee, Virgin Islands, Virginia, West Virginia
South (West)	Alabama, Arkansas, Louisiana, Mississippi, Oklahoma, Texas

BANKRUPTCY FILINGS BY COURT

For Bankruptcies Filed Between 06/1/2020 and 06/30/2020

COURT	CH 7	CH 11	CH 12	CH 13	TOTAL
DISTRICT OF ALASKA	20			3	23
MIDDLE DISTRICT OF ALABAMA	135			250	385
NORTHERN DISTRICT OF ALABAMA	438	1	1	244	684
SOUTHERN DISTRICT OF ALABAMA	119			157	276
EASTERN DISTRICT OF ARKANSAS	199	4	1	134	338
WESTERN DISTRICT OF ARKANSAS	156	2		70	228
DISTRICT OF ARIZONA	967	17		130	1,114
CENTRAL DISTRICT OF CALIFORNIA	1,967	31		252	2,250
EASTERN DISTRICT OF CALIFORNIA	754	2	1	107	864
NORTHERN DISTRICT OF CALIFORNIA	316	8		107	431
SOUTHERN DISTRICT OF CALIFORNIA	495			33	528
DISTRICT OF COLORADO	653	9		108	770
DISTRICT OF CONNECTICUT	298	1		23	322
DISTRICT OF WASHINGTON, D.C.	37	1		2	40
DISTRICT OF DELAWARE	93	167	1	18	279
MIDDLE DISTRICT OF FLORIDA	1,570	23		251	1,844
NORTHERN DISTRICT OF FLORIDA	174	4		21	199
SOUTHERN DISTRICT OF FLORIDA	856	15		369	1,240
MIDDLE DISTRICT OF GEORGIA	169	1		199	369
NORTHERN DISTRICT OF GEORGIA	812	10		413	1,235

Continued on next page

BANKRUPTCY FILINGS BY COURT

For Bankruptcies Filed Between 06/1/2020 and 06/30/2020

COURT	CH 7	CH 11	CH 12	CH 13	TOTAL
SOUTHERN DISTRICT OF GEORGIA	76			164	240
DISTRICT OF GUAM	13				13
DISTRICT OF HAWAII	125	1		21	147
NORTHERN DISTRICT OF IOWA	107		2	9	118
SOUTHERN DISTRICT OF IOWA	173		1	19	193
DISTRICT OF IDAHO	232	1	1	16	250
CENTRAL DISTRICT OF ILLINOIS	253			42	295
NORTHERN DISTRICT OF ILLINOIS	1,326	12		367	1,705
SOUTHERN DISTRICT OF ILLINOIS	131	2		27	160
NORTHERN DISTRICT OF INDIANA	483	1		100	584
SOUTHERN DISTRICT OF INDIANA	632	1	1	213	847
DISTRICT OF KANSAS	252		5	118	375
EASTERN DISTRICT OF KENTUCKY	362	2		112	476
WESTERN DISTRICT OF KENTUCKY	306	3		121	430
EASTERN DISTRICT OF LOUISIANA	108	2		93	203
MIDDLE DISTRICT OF LOUISIANA	45			10	55
WESTERN DISTRICT OF LOUISIANA	119	1	2	204	326
DISTRICT OF MASSACHUSETTS	288	2	1	52	343
DISTRICT OF MARYLAND	652	1		118	771
DISTRICT OF MAINE	91	3		18	112

Continued on next page

BANKRUPTCY FILINGS BY COURT

For Bankruptcies Filed Between 06/1/2020 and 06/30/2020

COURT	CH 7	CH 11	CH 12	CH 13	TOTAL
WESTERN DISTRICT OF NEW YORK	168	1		27	196
NORTHERN DISTRICT OF OHIO	1,018	3		125	1,146
SOUTHERN DISTRICT OF OHIO	786	1		217	1,004
EASTERN DISTRICT OF OKLAHOMA	107			6	113
NORTHERN DISTRICT OF OKLAHOMA	153			4	157
WESTERN DISTRICT OF OKLAHOMA	301		1	56	358
DISTRICT OF OREGON	416	1	3	80	500
EASTERN DISTRICT OF PENNSYLVANIA	235	2	1	129	367
MIDDLE DISTRICT OF PENNSYLVANIA	234			73	307
WESTERN DISTRICT OF PENNSYLVANIA	333	3		80	416
DISTRICT OF PUERTO RICO	273	2		241	516
DISTRICT OF RHODE ISLAND	88			9	97
DISTRICT OF SOUTH CAROLINA	185			178	363
DISTRICT OF SOUTH DAKOTA	65			3	68
EASTERN DISTRICT OF TENNESSEE	462	2	2	168	634
MIDDLE DISTRICT OF TENNESSEE	306	8		128	442
WESTERN DISTRICT OF TENNESSEE	191			308	499
EASTERN DISTRICT OF TEXAS	257	6		102	365
NORTHERN DISTRICT OF TEXAS	458	17		194	670
SOUTHERN DISTRICT OF TEXAS	321	121		165	607

Continued on next page

BANKRUPTCY FILINGS BY COURT

For Bankruptcies Filed Between 06/1/2020 and 06/30/2020

COURT	CH 7	CH 11	CH 12	CH 13	TOTAL
WESTERN DISTRICT OF TEXAS	344	11		112	467
DISTRICT OF UTAH	489	2		192	683
EASTERN DISTRICT OF VIRGINIA	615	2		226	843
WESTERN DISTRICT OF VIRGINIA	197	2	1	58	258
DISTRICT OF THE VIRGIN ISLANDS					
DISTRICT OF VERMONT	26		1	7	34
EASTERN DISTRICT OF WASHINGTON	155			37	192
WESTERN DISTRICT OF WASHINGTON	401	5		75	481
EASTERN DISTRICT OF WISCONSIN	509			165	674
WESTERN DISTRICT OF WISCONSIN	211	2	1	45	259
NORTHERN DISTRICT OF WEST VIRGINIA	64			3	67
SOUTHERN DISTRICT OF WEST VIRGINIA	116	1		3	120
DISTRICT OF WYOMING	64			1	65

2020 AIS Insight

AIS is a technology and process engineering company committed to lowering costs, improving quality and reducing cycle time for our clients. Our software robotics and expert talent manage the day-to-day work within loan administration and default legal processes so our clients can focus on growing their business. Using a lean Six Sigma approach, our team reviews client processes, eliminates non-value adds, and streamlines productivity. We build and share financial and legal technology to automate and optimize workforce performance. We recruit, train and manage highly-skilled human resources to meet project-based or full-time staffing needs. Our clients have global access to a wide-ranging team of subject matter experts specializing in data/analytics, technology, business process outsourcing, legal support, and loan servicing. We serve a variety of industries including automotive finance, banking, credit card, mortgage, and telecommunications.

Contact Information

Product Sales: contactnow@americaninfosource.com

AIS InSight Feedback: insight@americaninfosource.com

Email contactnow@americaninfosource.com today to inquire about our data, technology and outsourcing solutions.

[Back to Page 1](#)