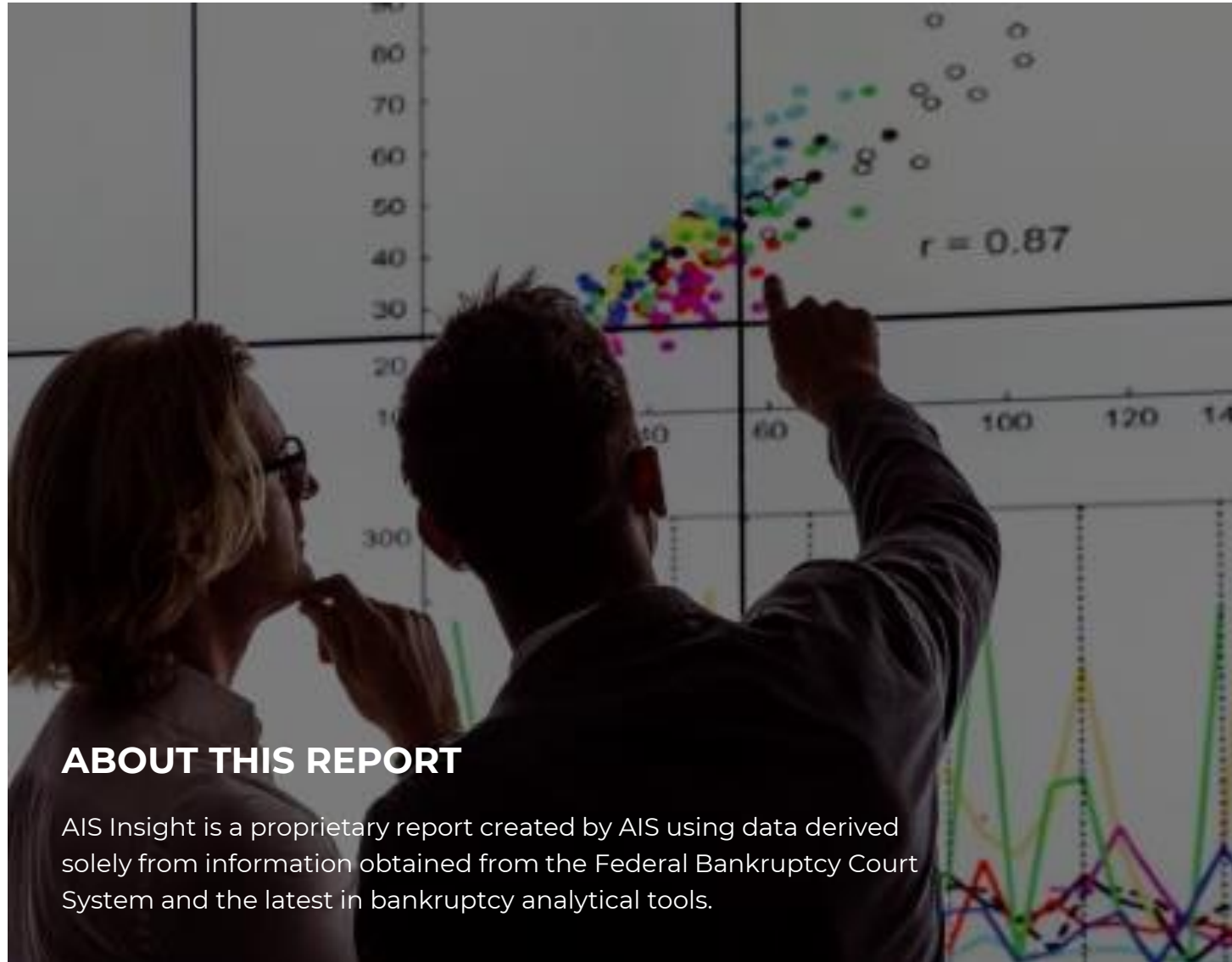


# AIS Insight Report

## 2021 | 8<sup>th</sup> Issue | July Data



## ABOUT THIS REPORT

AIS Insight is a proprietary report created by AIS using data derived solely from information obtained from the Federal Bankruptcy Court System and the latest in bankruptcy analytical tools.

## TABLE OF CONTENTS

BANKRUPTCY STATISTICS SNAPSHOT	1
BANKRUPTCY FILINGS BY REGION - CHARTS	2
BANKRUPTCY FILINGS BY COURT - TABLE	3-7

## PRODUCT SPOTLIGHT

**BANKRUPTCY EVENT TRACKING** is driven by the latest bankruptcy technology, automating docket review processes and serving as a practical alternative to other products in the market.

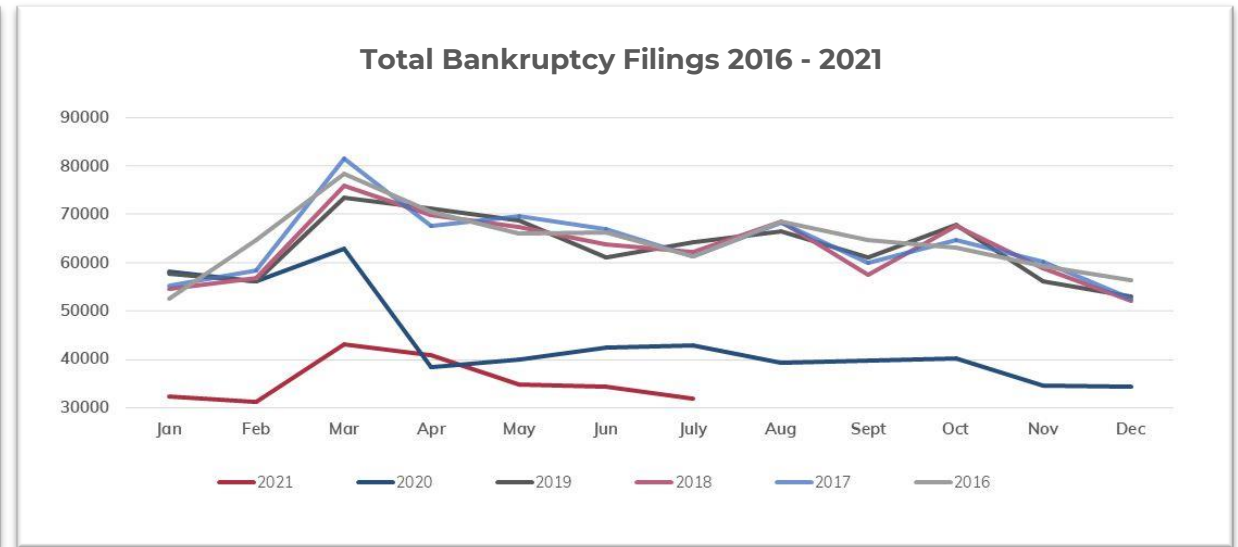
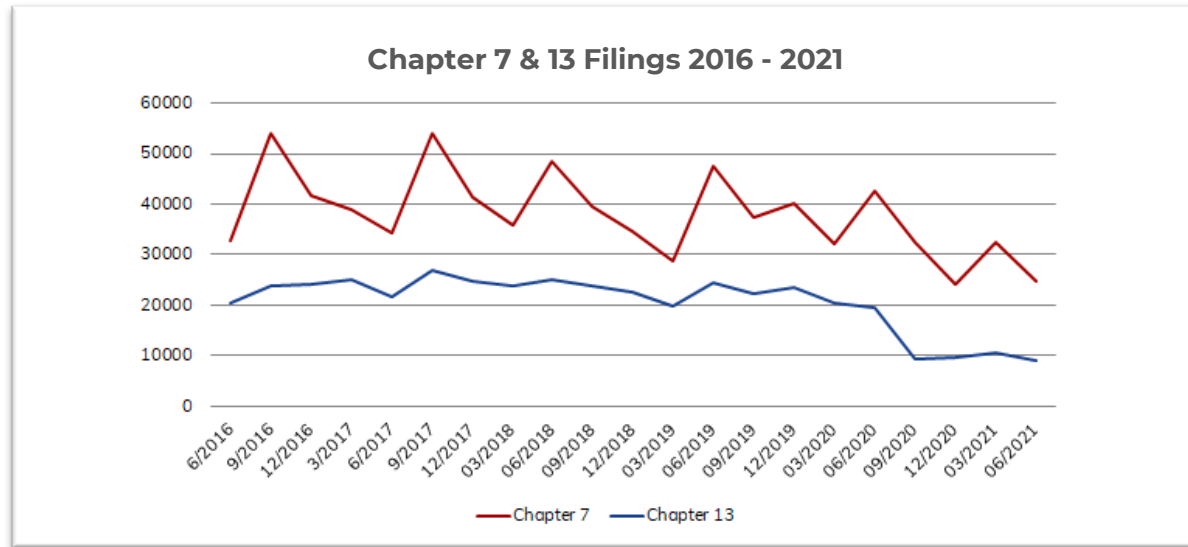
Our proprietary system notifies clients of bankruptcy filings, monitors case dockets and pushes critical activities into client-customized work queues to take immediate action.

# BANKRUPTCY STATISTICS SNAPSHOT



For Bankruptcies Filed Between 07/01/2021 and 07/31/2021

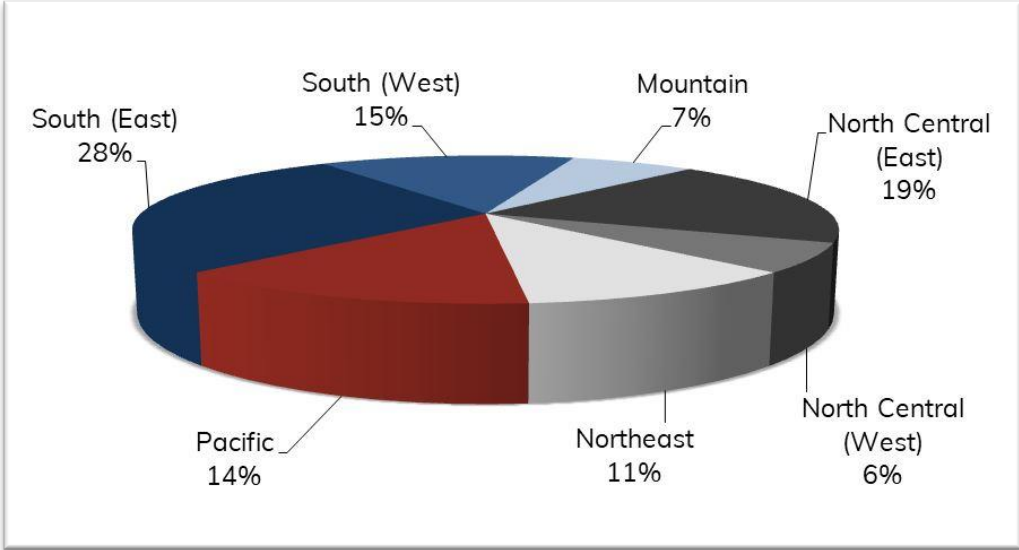
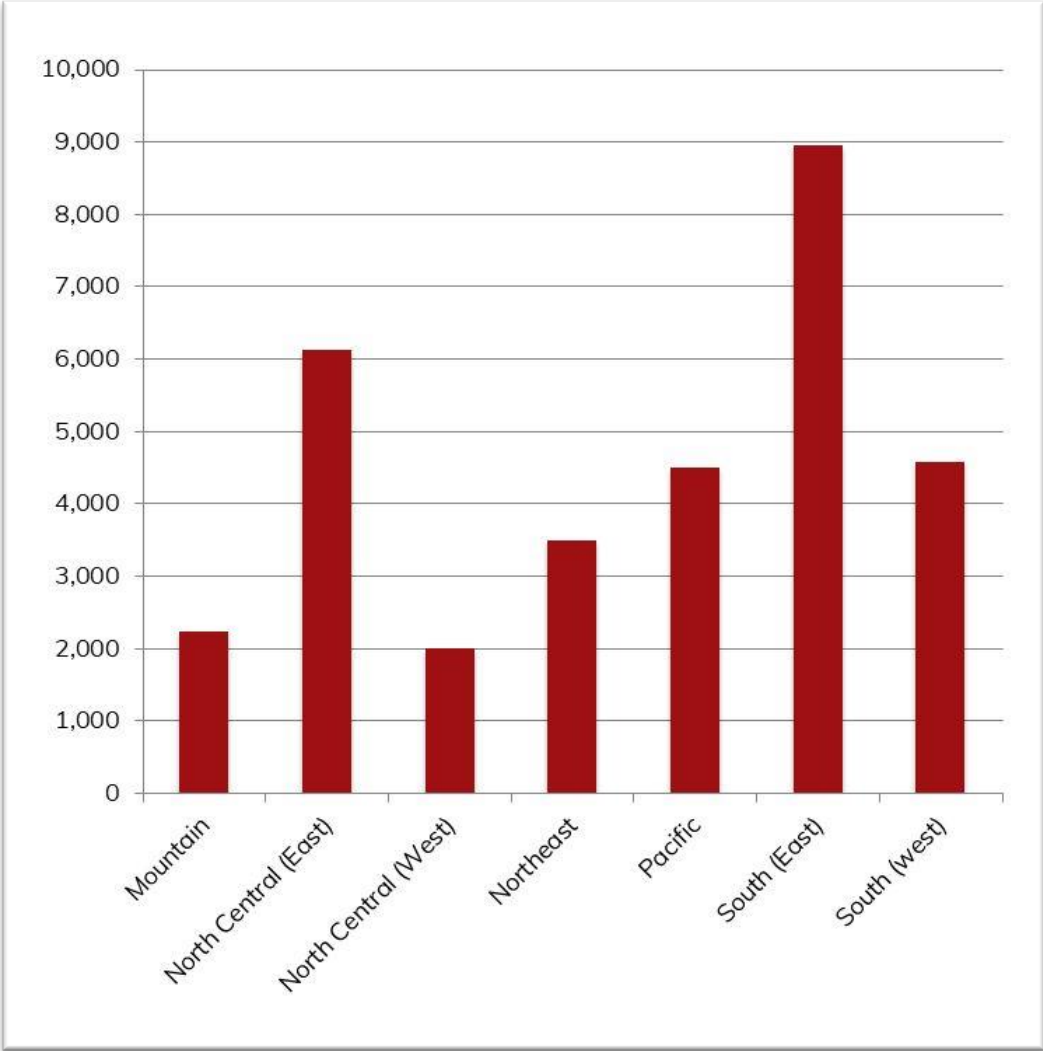
Total Bankruptcies Filed	32,327	Total Bankruptcies Filed last 12 months	437,493
Chapter 13	9,378	Total Bankruptcies Filed Prev. Month	34,273
Chapter 7	22,637	Total Bankruptcies Filed Prev. Year (same month)	42,873
Chapter 11	291	Increased Bankruptcies from Prev. Month Total	-1,946 (-5.68%)
Chapter 11, Subchapter V	116	Increased Bankruptcies from Prev. Year Total (same month)	-10,546 (-24.60%)



# BANKRUPTCY FILINGS BY REGION



For Bankruptcies Filed Between 07/01/2021 and 07/31/2021



REGION	STATES
Mountain	Arizona, Colorado, Idaho, Montana, New Mexico, Utah, Wyoming
North Central (East)	Illinois, Indiana, Michigan, Ohio, Wisconsin
North Central (West)	Iowa, Kansas, Minnesota, Missouri, Nebraska, North Dakota, South Dakota
Northeast	Connecticut, Delaware, Maine, Massachusetts, New Hampshire, New Jersey, New York, Pennsylvania, Rhode Island, Vermont
Pacific	Alaska, California, Hawaii, Guam, Nevada, Oregon, Washington
South (East)	District of Columbia, Florida, Georgia, Kentucky, Maryland, North Carolina, Puerto Rico, South Carolina, Tennessee, Virgin Islands, Virginia, West Virginia
South (West)	Alabama, Arkansas, Louisiana, Mississippi, Oklahoma, Texas

# BANKRUPTCY FILINGS BY COURT



For Bankruptcies Filed Between 07/01/2021 and 07/31/2021

COURT	CH 7	CH 11	CH 12	CH 13	TOTAL
DISTRICT OF ALASKA	17				17
MIDDLE DISTRICT OF ALABAMA	87			262	349
NORTHERN DISTRICT OF ALABAMA	296	3	3	307	609
SOUTHERN DISTRICT OF ALABAMA	69		1	139	209
EASTERN DISTRICT OF ARKANSAS	149			130	279
WESTERN DISTRICT OF ARKANSAS	102			77	179
DISTRICT OF ARIZONA	696	10		110	816
CENTRAL DISTRICT OF CALIFORNIA	1,601	19		153	1,773
EASTERN DISTRICT OF CALIFORNIA	492	3		83	578
NORTHERN DISTRICT OF CALIFORNIA	228	7		101	336
SOUTHERN DISTRICT OF CALIFORNIA	325	2		36	363
DISTRICT OF COLORADO	440	3		94	537
DISTRICT OF CONNECTICUT	213	1		39	253
DISTRICT OF WASHINGTON, D.C.	18	1		7	26
DISTRICT OF DELAWARE	81	14		21	116
MIDDLE DISTRICT OF FLORIDA	1,128	15		283	1,426
NORTHERN DISTRICT OF FLORIDA	110			20	130
SOUTHERN DISTRICT OF FLORIDA	602	10	1	396	1,009
MIDDLE DISTRICT OF GEORGIA	116		1	198	315
NORTHERN DISTRICT OF GEORGIA	590	9		506	1,105

# BANKRUPTCY FILINGS BY COURT



For Bankruptcies Filed Between 07/01/2021 and 07/31/2021

COURT	CH 7	CH 11	CH 12	CH 13	TOTAL
SOUTHERN DISTRICT OF GEORGIA	47			200	247
DISTRICT OF GUAM	1	1		1	3
DISTRICT OF HAWAII	66			25	91
NORTHERN DISTRICT OF IOWA	99	3	1	6	109
SOUTHERN DISTRICT OF IOWA	105			10	115
DISTRICT OF IDAHO	173			19	192
CENTRAL DISTRICT OF ILLINOIS	157	1		21	179
NORTHERN DISTRICT OF ILLINOIS	840	5		371	1,216
SOUTHERN DISTRICT OF ILLINOIS	86			38	124
NORTHERN DISTRICT OF INDIANA	369	2		103	474
SOUTHERN DISTRICT OF INDIANA	473	3	1	219	696
DISTRICT OF KANSAS	182	3		107	292
EASTERN DISTRICT OF KENTUCKY	233	1		86	320
WESTERN DISTRICT OF KENTUCKY	196	1		151	348
EASTERN DISTRICT OF LOUISIANA	59	2		72	133
MIDDLE DISTRICT OF LOUISIANA	38			16	54
WESTERN DISTRICT OF LOUISIANA	88	3		204	295
DISTRICT OF MASSACHUSETTS	185	6		69	260
DISTRICT OF MARYLAND	479	2		152	633
DISTRICT OF MAINE	39			5	44

# BANKRUPTCY FILINGS BY COURT



For Bankruptcies Filed Between 07/01/2021 and 07/31/2021

COURT	CH 7	CH 11	CH 12	CH 13	TOTAL
EASTERN DISTRICT OF MICHIGAN	774	4		215	993
WESTERN DISTRICT OF MICHIGAN	176			42	218
DISTRICT OF MINNESOTA	372	1	1	74	448
EASTERN DISTRICT OF MISSOURI	286	4		140	430
WESTERN DISTRICT OF MISSOURI	187	4		123	314
NORTHERN DISTRICT OF MISSISSIPPI	89			77	166
SOUTHERN DISTRICT OF MISSISSIPPI	140			106	246
DISTRICT OF MONTANA	42			9	51
EASTERN DISTRICT OF NORTH CAROLINA	106	9		133	248
MIDDLE DISTRICT OF NORTH CAROLINA	66	2		86	154
WESTERN DISTRICT OF NORTH CAROLINA	66	6		56	128
DISTRICT OF NORTH DAKOTA	50			2	52
DISTRICT OF NEBRASKA	144		2	46	192
DISTRICT OF NEW HAMPSHIRE	44	1		8	53
DISTRICT OF NEW JERSEY	591	2		164	757
DISTRICT OF NEW MEXICO	101	1		9	111
DISTRICT OF NEVADA	484	4		56	544
EASTERN DISTRICT OF NEW YORK	383	16		32	431
NORTHERN DISTRICT OF NEW YORK	195	1		36	232
SOUTHERN DISTRICT OF NEW YORK	228	25		31	284

# BANKRUPTCY FILINGS BY COURT



For Bankruptcies Filed Between 07/01/2021 and 07/31/2021

COURT	CH 7	CH 11	CH 12	CH 13	TOTAL
WESTERN DISTRICT OF NEW YORK	151	1		43	195
NORTHERN DISTRICT OF OHIO	727	2		123	852
SOUTHERN DISTRICT OF OHIO	535			158	693
EASTERN DISTRICT OF OKLAHOMA	65			3	68
NORTHERN DISTRICT OF OKLAHOMA	111			5	116
WESTERN DISTRICT OF OKLAHOMA	253	1		38	292
DISTRICT OF OREGON	266		1	80	347
EASTERN DISTRICT OF PENNSYLVANIA	167	2		103	272
MIDDLE DISTRICT OF PENNSYLVANIA	124	2		79	205
WESTERN DISTRICT OF PENNSYLVANIA	229	4		71	304
DISTRICT OF PUERTO RICO	117	5	1	164	287
DISTRICT OF RHODE ISLAND	49			13	62
DISTRICT OF SOUTH CAROLINA	120	1		148	269
DISTRICT OF SOUTH DAKOTA	40		1	6	47
EASTERN DISTRICT OF TENNESSEE	277			176	453
MIDDLE DISTRICT OF TENNESSEE	178	2		145	325
WESTERN DISTRICT OF TENNESSEE	112			350	462
EASTERN DISTRICT OF TEXAS	153	2		96	251
NORTHERN DISTRICT OF TEXAS	315	11		187	513
SOUTHERN DISTRICT OF TEXAS	286	27		157	470



# BANKRUPTCY FILINGS BY COURT



For Bankruptcies Filed Between 07/01/2021 and 07/31/2021

COURT	CH 7	CH 11	CH 12	CH 13	TOTAL
WESTERN DISTRICT OF TEXAS	243	7		95	345
DISTRICT OF UTAH	321	1		160	482
EASTERN DISTRICT OF VIRGINIA	447	3		253	703
WESTERN DISTRICT OF VIRGINIA	157			67	224
DISTRICT OF THE VIRGIN ISLANDS					
DISTRICT OF VERMONT	12			1	13
EASTERN DISTRICT OF WASHINGTON	89	2		14	105
WESTERN DISTRICT OF WASHINGTON	280	3		55	338
EASTERN DISTRICT OF WISCONSIN	331	1	1	147	480
WESTERN DISTRICT OF WISCONSIN	164	1	2	28	195
NORTHERN DISTRICT OF WEST VIRGINIA	41			12	53
SOUTHERN DISTRICT OF WEST VIRGINIA	74			6	80
DISTRICT OF WYOMING	32			4	36

AIS is a technology and process engineering company committed to lowering costs, improving quality and reducing cycle time for our clients. Our software robotics and expert talent manage the day-to-day work so our clients can focus on growing their business.

Using a lean Six Sigma approach, our team reviews client processes, eliminates non-value adds, and streamlines productivity. We build and share financial and legal technology to automate and optimize workforce performance. We recruit, train and manage highly-skilled human resources to meet project-based or full-time staffing needs.

Our clients have global access to a wide-ranging team of subject matter experts specializing in data/analytics, technology, business process outsourcing, legal support, and loan servicing.

We serve a variety of industries including banking, automotive finance, credit card, mortgage, and telecommunications.

*All rights reserved. AIS warrants that it employs all reasonable endeavours to ensure that the supplied statistical reports are substantially complete and free of errors or defects. The user acknowledges that all information contained herein is derived from public record data and from time to time, errors may occur. AIS InSight is a proprietary analytical report produced monthly by AIS. The supplied information will not be disclosed, recompiled, sold or traded, in whole or in part, to third parties unless prior written consent is obtained. AIS assumes no responsibility or liability for any decisions made as a result of using this report.*

