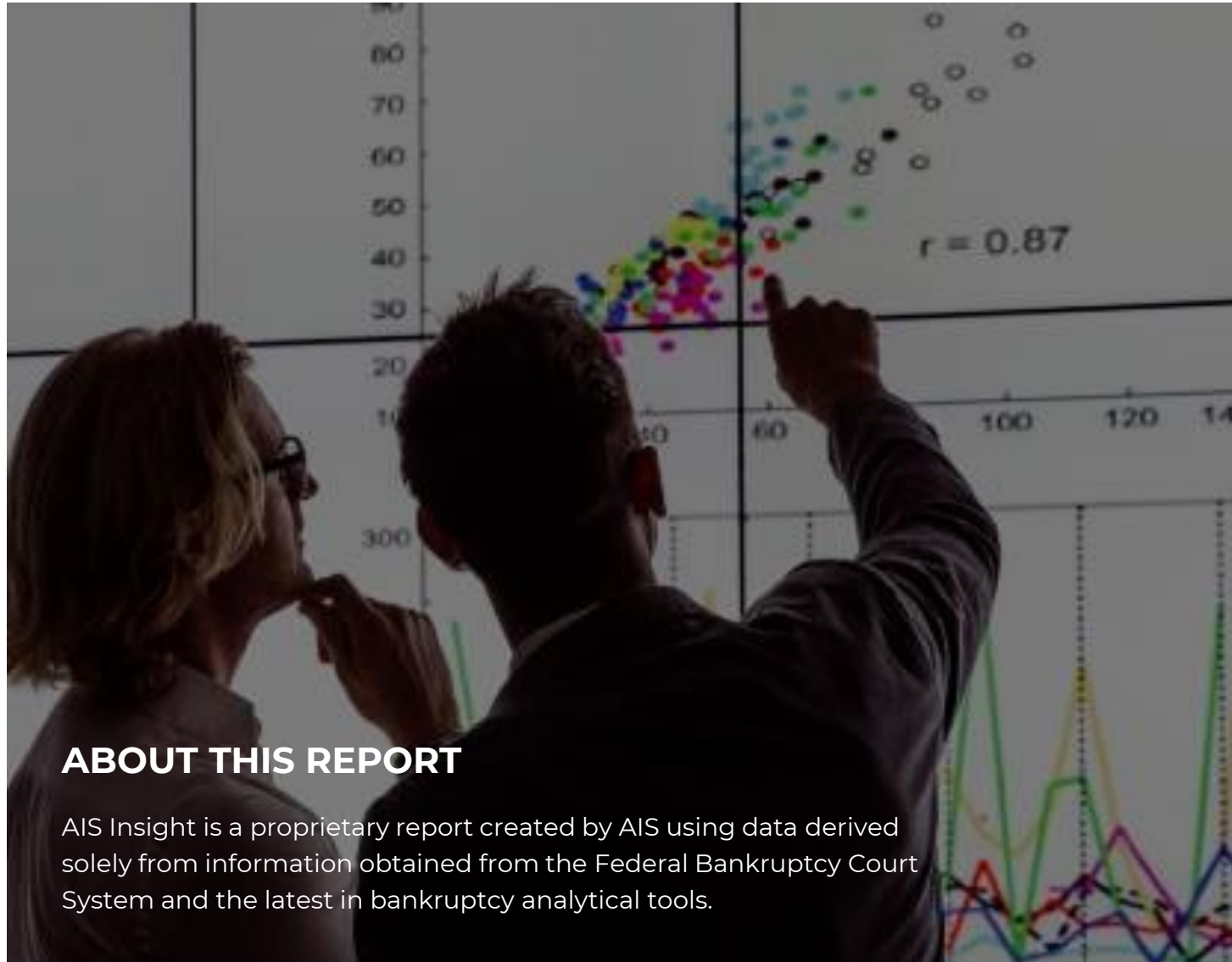


The background of the slide is a dimly lit photograph of a business meeting. Several people are seated around a table, looking at documents and a tablet. One person is holding a pen over a document with various charts and tables. Another person is holding a tablet. The overall atmosphere is professional and collaborative.

AIS Insight Report

2022 | 2nd Issue | January 2022 Data



ABOUT THIS REPORT

AIS Insight is a proprietary report created by AIS using data derived solely from information obtained from the Federal Bankruptcy Court System and the latest in bankruptcy analytical tools.

TABLE OF CONTENTS

BANKRUPTCY STATISTICS SNAPSHOT	1
BANKRUPTCY FILINGS BY REGION - CHARTS	2
BANKRUPTCY FILINGS BY COURT - TABLE	3-7

PRODUCT SPOTLIGHT

BANKRUPTCY EVENT TRACKING is driven by the latest bankruptcy technology, automating docket review processes and serving as a practical alternative to other products in the market.

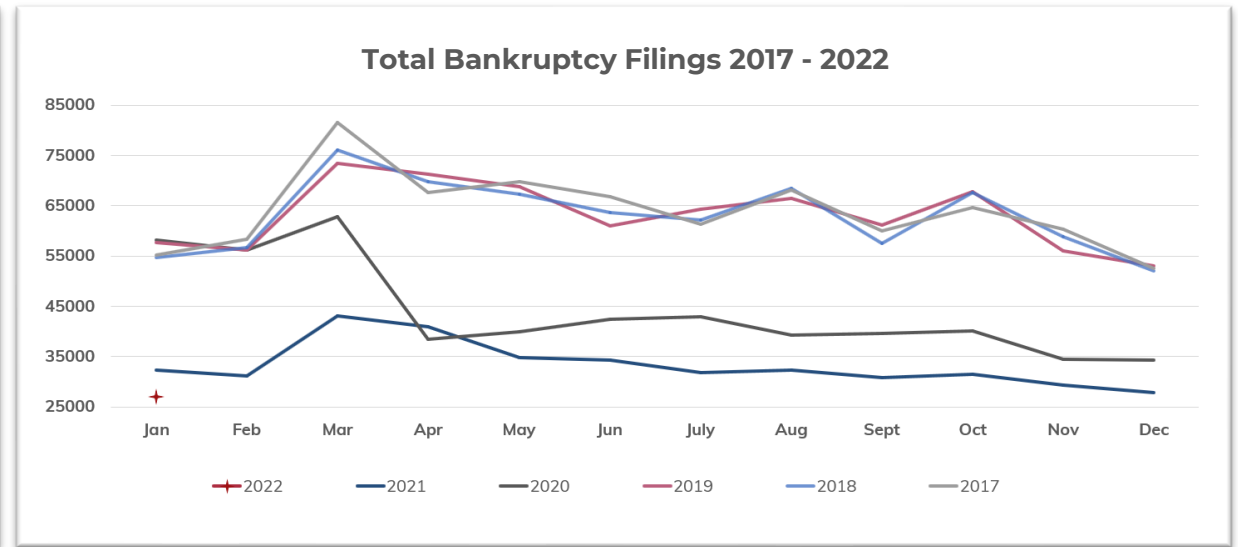
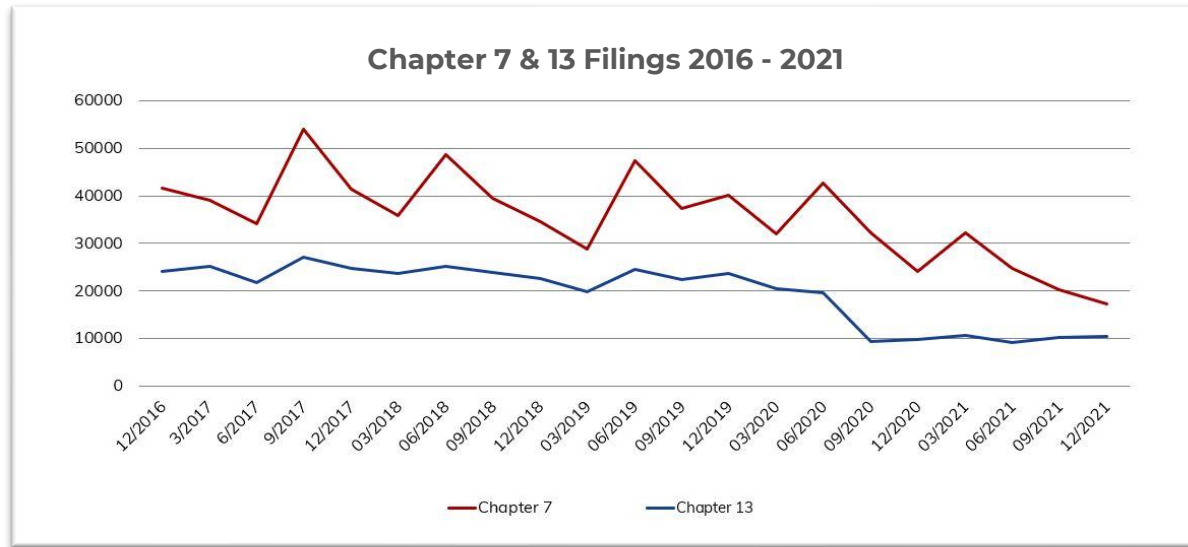
Our proprietary system notifies clients of bankruptcy filings, monitors case dockets and pushes critical activities into client-customized work queues to take immediate action.

BANKRUPTCY STATISTICS SNAPSHOT



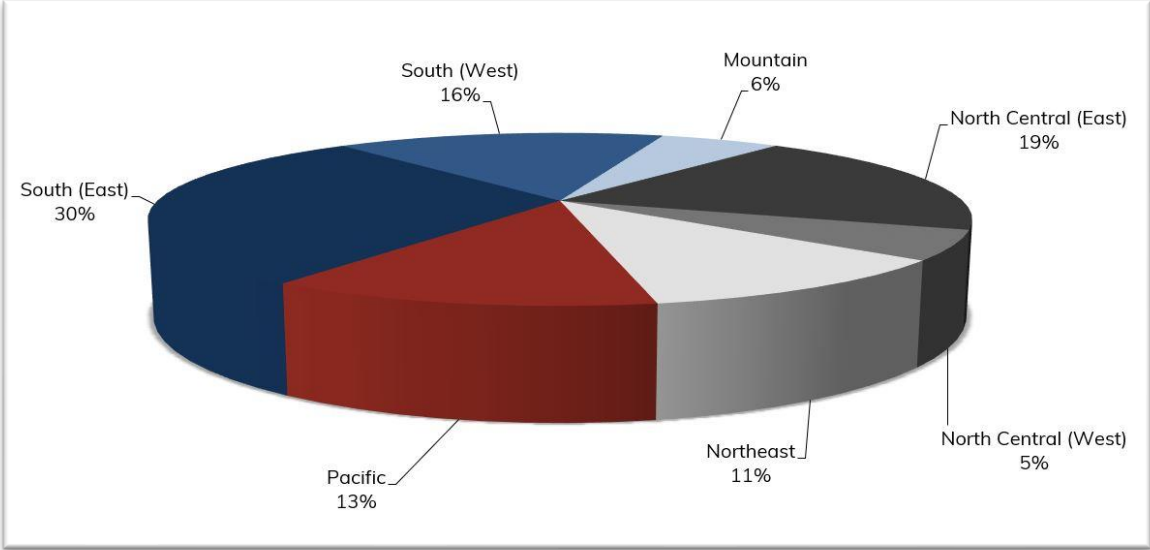
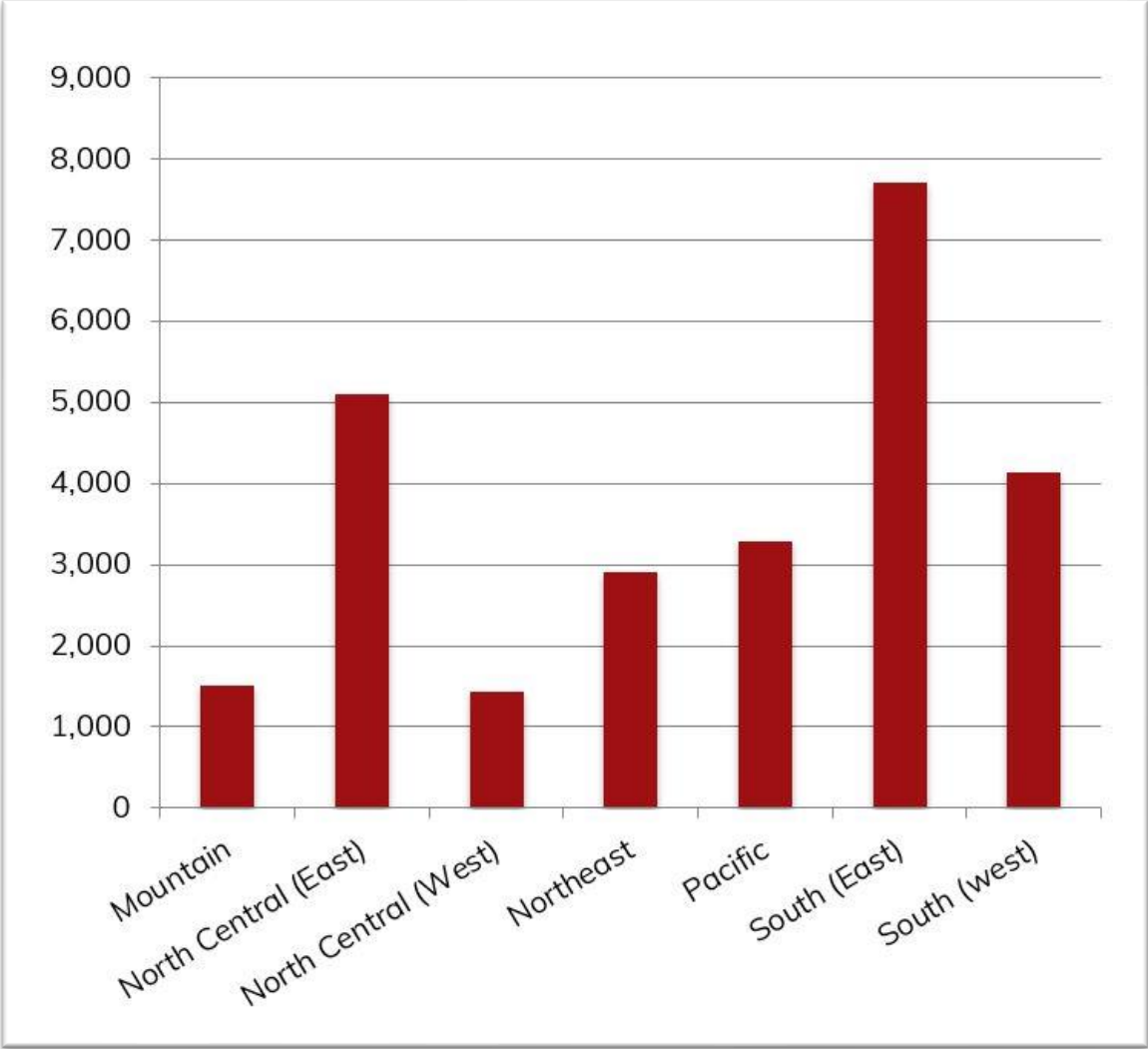
For Bankruptcies Filed Between 01/01/2022 and 01/31/2022

Total Bankruptcies Filed	26,203	Total Bankruptcies Filed last 12 months	395,301
Chapter 13	10,724	Total Bankruptcies Filed Prev. Month	27,977
Chapter 7	15,182	Total Bankruptcies Filed Prev. Year (same month)	32,339
Chapter 11	275	Increased Bankruptcies from Prev. Month Total	-1,774 (-6.34%)
Chapter 11, Subchapter V	106	Increased Bankruptcies from Prev. Year Total (same month)	-6,136 (-18.97%)



BANKRUPTCY FILINGS BY REGION

For Bankruptcies Filed Between 01/01/2022 and 01/31/2022



REGION	STATES
Mountain	Arizona, Colorado, Idaho, Montana, New Mexico, Utah, Wyoming
North Central (East)	Illinois, Indiana, Michigan, Ohio, Wisconsin
North Central (West)	Iowa, Kansas, Minnesota, Missouri, Nebraska, North Dakota, South Dakota
Northeast	Connecticut, Delaware, Maine, Massachusetts, New Hampshire, New Jersey, New York, Pennsylvania, Rhode Island, Vermont
Pacific	Alaska, California, Hawaii, Guam, Nevada, Oregon, Washington
South (East)	District of Columbia, Florida, Georgia, Kentucky, Maryland, North Carolina, Puerto Rico, South Carolina, Tennessee, Virgin Islands, Virginia, West Virginia
South (West)	Alabama, Arkansas, Louisiana, Mississippi, Oklahoma, Texas

BANKRUPTCY FILINGS BY COURT



For Bankruptcies Filed Between 01/01/2022 and 01/31/2022

COURT	CH 7	CH 11	CH 12	CH 13	TOTAL
DISTRICT OF ALASKA	6				6
MIDDLE DISTRICT OF ALABAMA	48			315	363
NORTHERN DISTRICT OF ALABAMA	214	1		350	565
SOUTHERN DISTRICT OF ALABAMA	41			160	201
EASTERN DISTRICT OF ARKANSAS	108	1		160	269
WESTERN DISTRICT OF ARKANSAS	43	1		60	104
DISTRICT OF ARIZONA	519	2		116	637
CENTRAL DISTRICT OF CALIFORNIA	1,035	15		217	1,267
EASTERN DISTRICT OF CALIFORNIA	304	3		96	403
NORTHERN DISTRICT OF CALIFORNIA	174	10		102	286
SOUTHERN DISTRICT OF CALIFORNIA	220	4		30	254
DISTRICT OF COLORADO	238	2		78	318
DISTRICT OF CONNECTICUT	122			27	149
DISTRICT OF WASHINGTON, D.C.	12	2		1	15
DISTRICT OF DELAWARE	39	22	1	33	95
MIDDLE DISTRICT OF FLORIDA	720	24	3	308	1,055
NORTHERN DISTRICT OF FLORIDA	82	5		21	108
SOUTHERN DISTRICT OF FLORIDA	401	21	1	425	848
MIDDLE DISTRICT OF GEORGIA	113	4	3	233	353
NORTHERN DISTRICT OF GEORGIA	547	7		616	1,170

BANKRUPTCY FILINGS BY COURT



For Bankruptcies Filed Between 01/01/2022 and 01/31/2022

COURT	CH 7	CH 11	CH 12	CH 13	TOTAL
SOUTHERN DISTRICT OF GEORGIA	37			229	266
DISTRICT OF GUAM	2			4	6
DISTRICT OF HAWAII	41			27	68
NORTHERN DISTRICT OF IOWA	39		1	3	43
SOUTHERN DISTRICT OF IOWA	83			17	100
DISTRICT OF IDAHO	64			12	76
CENTRAL DISTRICT OF ILLINOIS	82			20	102
NORTHERN DISTRICT OF ILLINOIS	702	4		549	1,255
SOUTHERN DISTRICT OF ILLINOIS	60			42	102
NORTHERN DISTRICT OF INDIANA	172	3		154	329
SOUTHERN DISTRICT OF INDIANA	259		1	230	490
DISTRICT OF KANSAS	78	2		86	166
EASTERN DISTRICT OF KENTUCKY	175		1	81	257
WESTERN DISTRICT OF KENTUCKY	129	1		132	262
EASTERN DISTRICT OF LOUISIANA	30	5		70	105
MIDDLE DISTRICT OF LOUISIANA	18			20	38
WESTERN DISTRICT OF LOUISIANA	51	3		292	346
DISTRICT OF MASSACHUSETTS	151	3		62	216
DISTRICT OF MARYLAND	290	5		190	485
DISTRICT OF MAINE	27			5	32

BANKRUPTCY FILINGS BY COURT



For Bankruptcies Filed Between 01/01/2022 and 01/31/2022

COURT	CH 7	CH 11	CH 12	CH 13	TOTAL
EASTERN DISTRICT OF MICHIGAN	685	3		274	962
WESTERN DISTRICT OF MICHIGAN	136			56	192
DISTRICT OF MINNESOTA	270	1		84	355
EASTERN DISTRICT OF MISSOURI	179			140	319
WESTERN DISTRICT OF MISSOURI	111	1	1	131	244
NORTHERN DISTRICT OF MISSISSIPPI	66			119	185
SOUTHERN DISTRICT OF MISSISSIPPI	142			127	269
DISTRICT OF MONTANA	23		1	3	27
EASTERN DISTRICT OF NORTH CAROLINA	52			156	208
MIDDLE DISTRICT OF NORTH CAROLINA	42			79	121
WESTERN DISTRICT OF NORTH CAROLINA	37	1		43	81
DISTRICT OF NORTH DAKOTA	19			3	22
DISTRICT OF NEBRASKA	95	1		48	144
DISTRICT OF NEW HAMPSHIRE	30	2		9	41
DISTRICT OF NEW JERSEY	417	15		347	779
DISTRICT OF NEW MEXICO	81	1		14	96
DISTRICT OF NEVADA	331	6		50	387
EASTERN DISTRICT OF NEW YORK	267	12		74	353
NORTHERN DISTRICT OF NEW YORK	124	1		49	174
SOUTHERN DISTRICT OF NEW YORK	169	9	1	31	210

BANKRUPTCY FILINGS BY COURT



For Bankruptcies Filed Between 01/01/2022 and 01/31/2022

COURT	CH 7	CH 11	CH 12	CH 13	TOTAL
WESTERN DISTRICT OF NEW YORK	84	4		33	121
NORTHERN DISTRICT OF OHIO	482	2		156	640
SOUTHERN DISTRICT OF OHIO	332			197	529
EASTERN DISTRICT OF OKLAHOMA	42			4	46
NORTHERN DISTRICT OF OKLAHOMA	80			5	85
WESTERN DISTRICT OF OKLAHOMA	124		1	39	164
DISTRICT OF OREGON	197	1	1	56	255
EASTERN DISTRICT OF PENNSYLVANIA	110	4		126	240
MIDDLE DISTRICT OF PENNSYLVANIA	94	2		77	173
WESTERN DISTRICT OF PENNSYLVANIA	147	1		108	256
DISTRICT OF PUERTO RICO	93		1	160	254
DISTRICT OF RHODE ISLAND	44	1		14	59
DISTRICT OF SOUTH CAROLINA	77			152	229
DISTRICT OF SOUTH DAKOTA	26		1	7	34
EASTERN DISTRICT OF TENNESSEE	251			191	442
MIDDLE DISTRICT OF TENNESSEE	137	4		156	297
WESTERN DISTRICT OF TENNESSEE	98			352	450
EASTERN DISTRICT OF TEXAS	135	1		134	270
NORTHERN DISTRICT OF TEXAS	227	10		234	471
SOUTHERN DISTRICT OF TEXAS	159	22		172	353

BANKRUPTCY FILINGS BY COURT



For Bankruptcies Filed Between 01/01/2022 and 01/31/2022

COURT	CH 7	CH 11	CH 12	CH 13	TOTAL
WESTERN DISTRICT OF TEXAS	166	6		134	306
DISTRICT OF UTAH	179	1		150	330
EASTERN DISTRICT OF VIRGINIA	287	1		244	532
WESTERN DISTRICT OF VIRGINIA	84	6		87	177
DISTRICT OF THE VIRGIN ISLANDS	1				1
DISTRICT OF VERMONT	6			3	9
EASTERN DISTRICT OF WASHINGTON	61			14	75
WESTERN DISTRICT OF WASHINGTON	200	5		82	287
EASTERN DISTRICT OF WISCONSIN	232	1		142	375
WESTERN DISTRICT OF WISCONSIN	88			32	120
NORTHERN DISTRICT OF WEST VIRGINIA	34			6	40
SOUTHERN DISTRICT OF WEST VIRGINIA	52			9	61
DISTRICT OF WYOMING	25			2	27

AIS is a Texas-based FinTech firm offering data analytics, technology and talent to support Operations and IT functions within the financial services sector. We are committed to lowering costs, improving quality and delivering faster results for our clients. Our insights, software robotics and workforce solutions drive the day-to-day work so our clients can focus on growing their business.

Using a lean Six Sigma approach, our team reviews client processes, eliminates non-value adds, and streamlines productivity. We build and share financial and legal technology to automate and optimize operational performance. We recruit, train and manage highly skilled human resources to meet project-based or full-time staffing needs.

Our clients have global access to a wide-ranging team of subject matter experts specializing in data, information technology, business operations, and legal support,. We serve a variety of industries including commercial and retail banking, automotive finance, credit card, mortgage, insurance and telecommunications.

All rights reserved. AIS warrants that it employs all reasonable endeavours to ensure that the supplied statistical reports are substantially complete and free of errors or defects. The user acknowledges that all information contained herein is derived from public record data and from time to time, errors may occur. AIS InSight is a proprietary analytical report produced monthly by AIS. The supplied information will not be disclosed, recompiled, sold or traded, in whole or in part, to third parties unless prior written consent is obtained. AIS assumes no responsibility or liability for any decisions made as a result of using this report.

