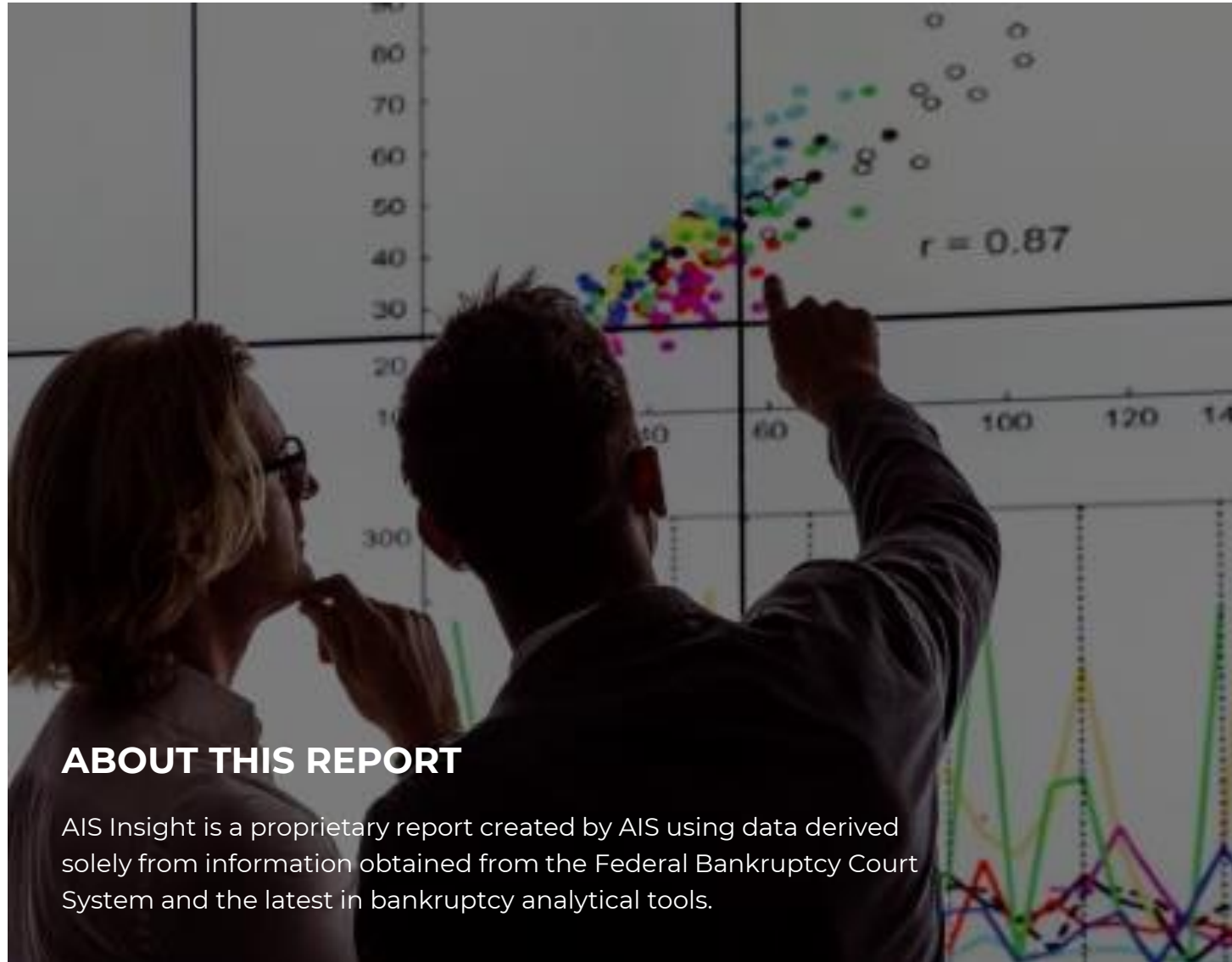


# AIS Insight Report

## 2021 | 2<sup>nd</sup> Issue | January Data



## ABOUT THIS REPORT

AIS Insight is a proprietary report created by AIS using data derived solely from information obtained from the Federal Bankruptcy Court System and the latest in bankruptcy analytical tools.

## TABLE OF CONTENTS

BANKRUPTCY STATISTICS SNAPSHOT	1
BANKRUPTCY FILINGS BY REGION - CHARTS	2
BANKRUPTCY FILINGS BY COURT - TABLE	3-7

## PRODUCT SPOTLIGHT

**BANKRUPTCY EVENT TRACKING** is driven by the latest bankruptcy technology, automating docket review processes and serving as a practical alternative to other products in the market.

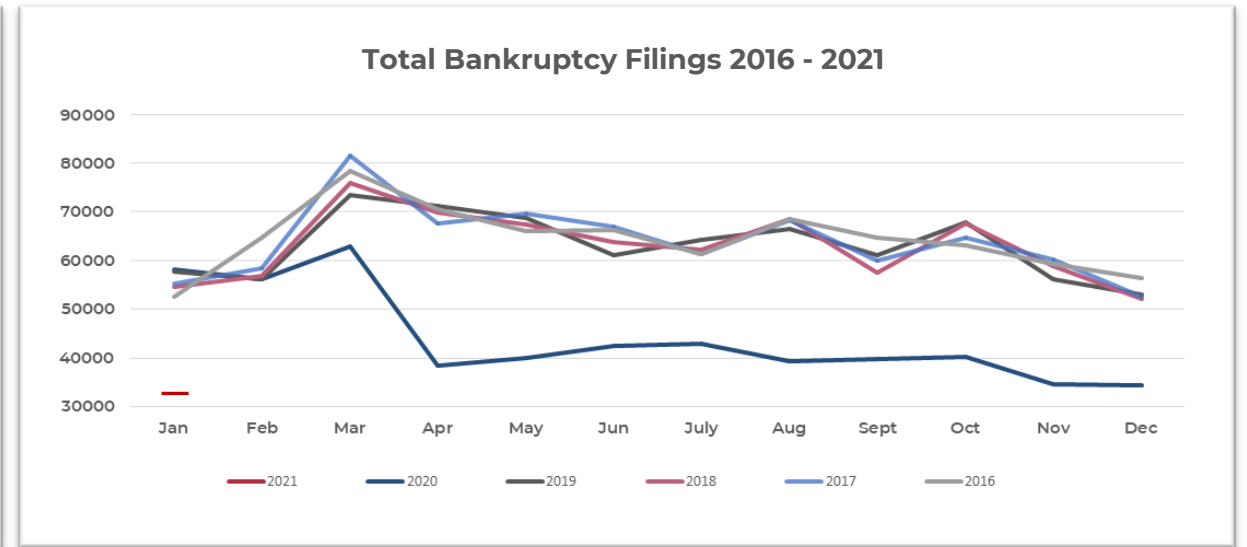
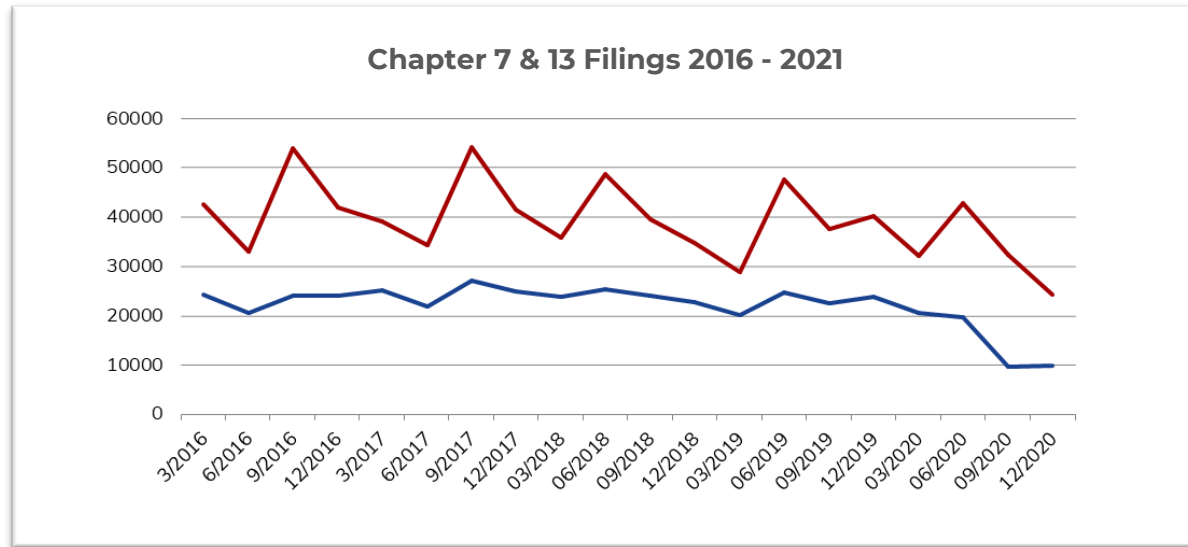
Our proprietary system notifies clients of bankruptcy filings, monitors case dockets and pushes critical activities into client-customized work queues to take immediate action.

# BANKRUPTCY STATISTICS SNAPSHOT



For Bankruptcies Filed Between 01/01/2021 and 01/31/2021

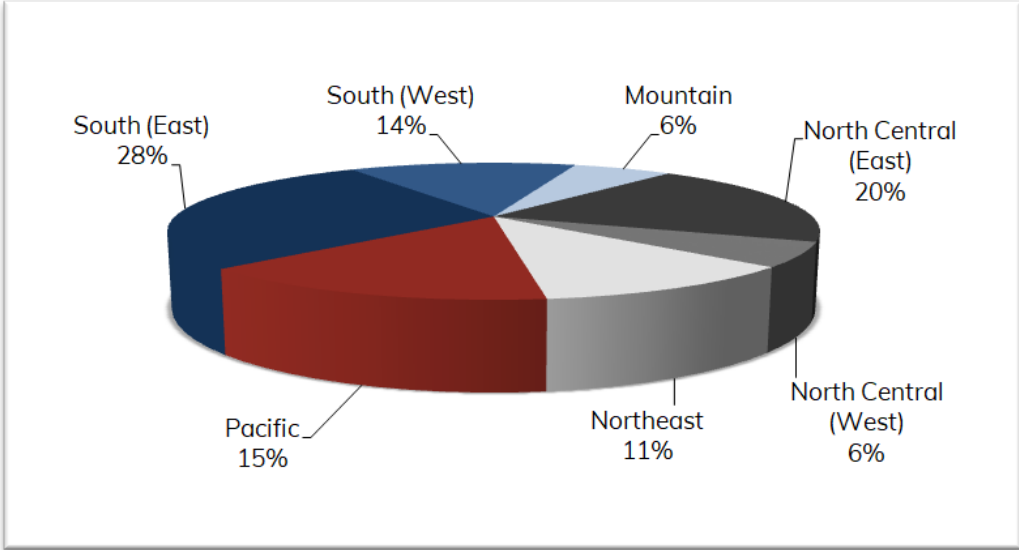
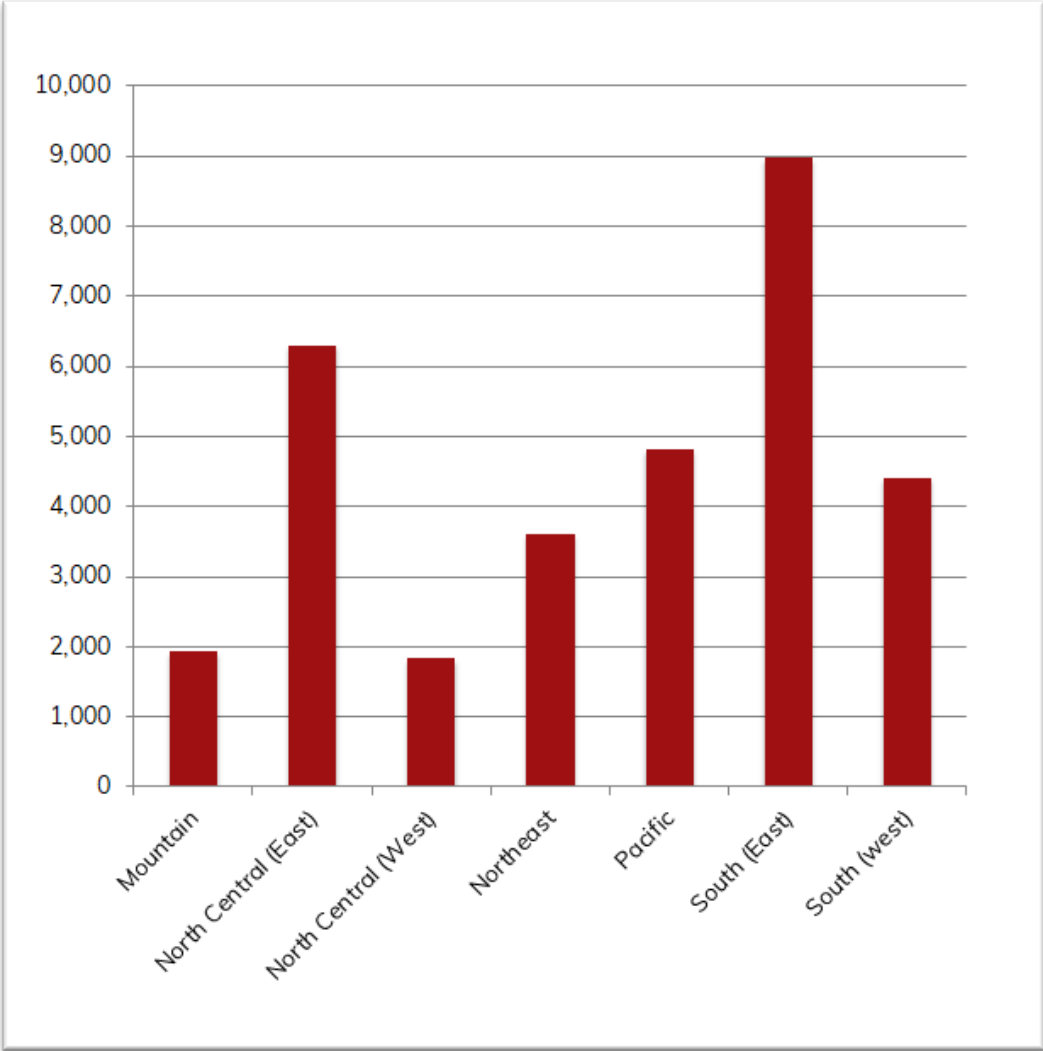
Total Bankruptcies Filed	32,318	Total Bankruptcies Filed last 12 months	503,240
Chapter 13	9,294	Total Bankruptcies Filed Prev. Month	34,335
Chapter 7	22,427	Total Bankruptcies Filed Prev. Year (same month)	58,205
Chapter 11	522	Increased Bankruptcies from Prev. Month Total	-2,017 (-5.87%)
Chapter 11, Subchapter V	98	Increased Bankruptcies from Prev. Year Total (same month)	-25,887 (-44.48%)



# BANKRUPTCY FILINGS BY REGION



For Bankruptcies Filed Between 01/01/2021 and 01/31/2021



REGION	STATES
Mountain	Arizona, Colorado, Idaho, Montana, New Mexico, Utah, Wyoming
North Central (East)	Illinois, Indiana, Michigan, Ohio, Wisconsin
North Central (West)	Iowa, Kansas, Minnesota, Missouri, Nebraska, North Dakota, South Dakota
Northeast	Connecticut, Delaware, Maine, Massachusetts, New Hampshire, New Jersey, New York, Pennsylvania, Rhode Island, Vermont
Pacific	Alaska, California, Hawaii, Guam, Nevada, Oregon, Washington
South (East)	District of Columbia, Florida, Georgia, Kentucky, Maryland, North Carolina, Puerto Rico, South Carolina, Tennessee, Virgin Islands, Virginia, West Virginia
South (West)	Alabama, Arkansas, Louisiana, Mississippi, Oklahoma, Texas

# BANKRUPTCY FILINGS BY COURT



For Bankruptcies Filed Between 01/01/2021 and 01/31/2021

COURT	CH 7	CH 11	CH 12	CH 13	TOTAL
DISTRICT OF ALASKA	13			6	19
MIDDLE DISTRICT OF ALABAMA	97			278	375
NORTHERN DISTRICT OF ALABAMA	285	1		326	612
SOUTHERN DISTRICT OF ALABAMA	71			142	213
EASTERN DISTRICT OF ARKANSAS	137	1		174	312
WESTERN DISTRICT OF ARKANSAS	70			66	136
DISTRICT OF ARIZONA	595	8		107	710
CENTRAL DISTRICT OF CALIFORNIA	1,558	22		161	1,741
EASTERN DISTRICT OF CALIFORNIA	554	2	1	100	657
NORTHERN DISTRICT OF CALIFORNIA	267	8		126	401
SOUTHERN DISTRICT OF CALIFORNIA	354			34	388
DISTRICT OF COLORADO	408	2	1	97	508
DISTRICT OF CONNECTICUT	204	1		29	234
DISTRICT OF WASHINGTON, D.C.	26	2		2	30
DISTRICT OF DELAWARE	61	41		14	116
MIDDLE DISTRICT OF FLORIDA	1,020	8		248	1,276
NORTHERN DISTRICT OF FLORIDA	94			22	116
SOUTHERN DISTRICT OF FLORIDA	595	16		371	982
MIDDLE DISTRICT OF GEORGIA	116	1		205	322
NORTHERN DISTRICT OF GEORGIA	678	4		483	1,165

# BANKRUPTCY FILINGS BY COURT



For Bankruptcies Filed Between 01/01/2021 and 01/31/2021

COURT	CH 7	CH 11	CH 12	CH 13	TOTAL
SOUTHERN DISTRICT OF GEORGIA	53	1		199	253
DISTRICT OF GUAM	4			1	5
DISTRICT OF HAWAII	74			17	91
NORTHERN DISTRICT OF IOWA	75		2	7	84
SOUTHERN DISTRICT OF IOWA	105	2	1	5	113
DISTRICT OF IDAHO	150	1	1	11	163
CENTRAL DISTRICT OF ILLINOIS	171	2		30	203
NORTHERN DISTRICT OF ILLINOIS	1,063	3		417	1,483
SOUTHERN DISTRICT OF ILLINOIS	82			40	122
NORTHERN DISTRICT OF INDIANA	237	1		98	336
SOUTHERN DISTRICT OF INDIANA	361	2		223	586
DISTRICT OF KANSAS	115	1	3	105	224
EASTERN DISTRICT OF KENTUCKY	255			78	333
WESTERN DISTRICT OF KENTUCKY	225	1	1	147	374
EASTERN DISTRICT OF LOUISIANA	65	3		62	130
MIDDLE DISTRICT OF LOUISIANA	27			21	48
WESTERN DISTRICT OF LOUISIANA	58	2		207	267
DISTRICT OF MASSACHUSETTS	150	9		58	217
DISTRICT OF MARYLAND	497	8		136	641
DISTRICT OF MAINE	37			3	40

# BANKRUPTCY FILINGS BY COURT



For Bankruptcies Filed Between 01/01/2021 and 01/31/2021

COURT	CH 7	CH 11	CH 12	CH 13	TOTAL
EASTERN DISTRICT OF MICHIGAN	864	3		239	1,106
WESTERN DISTRICT OF MICHIGAN	216		1	42	259
DISTRICT OF MINNESOTA	355	1	4	59	419
EASTERN DISTRICT OF MISSOURI	307			147	454
WESTERN DISTRICT OF MISSOURI	186	1		82	269
NORTHERN DISTRICT OF MISSISSIPPI	119	1		90	210
SOUTHERN DISTRICT OF MISSISSIPPI	180	2		100	282
DISTRICT OF MONTANA	27		1	10	38
EASTERN DISTRICT OF NORTH CAROLINA	83	3	2	117	205
MIDDLE DISTRICT OF NORTH CAROLINA	65	1		84	150
WESTERN DISTRICT OF NORTH CAROLINA	59	4	2	45	110
DISTRICT OF NORTH DAKOTA	33			4	37
DISTRICT OF NEBRASKA	143	6	1	44	194
DISTRICT OF NEW HAMPSHIRE	45			9	54
DISTRICT OF NEW JERSEY	668	16		212	896
DISTRICT OF NEW MEXICO	106			7	113
DISTRICT OF NEVADA	491	8		47	546
EASTERN DISTRICT OF NEW YORK	414	7		35	456
NORTHERN DISTRICT OF NEW YORK	206	4	1	28	239
SOUTHERN DISTRICT OF NEW YORK	318	7		39	364

# BANKRUPTCY FILINGS BY COURT



For Bankruptcies Filed Between 01/01/2021 and 01/31/2021

COURT	CH 7	CH 11	CH 12	CH 13	TOTAL
WESTERN DISTRICT OF NEW YORK	109	1		26	136
NORTHERN DISTRICT OF OHIO	688	3		146	837
SOUTHERN DISTRICT OF OHIO	516	1		173	690
EASTERN DISTRICT OF OKLAHOMA	54			2	56
NORTHERN DISTRICT OF OKLAHOMA	99	1	1	12	113
WESTERN DISTRICT OF OKLAHOMA	196		4	33	233
DISTRICT OF OREGON	348	1		73	422
EASTERN DISTRICT OF PENNSYLVANIA	148	2		106	256
MIDDLE DISTRICT OF PENNSYLVANIA	132			66	198
WESTERN DISTRICT OF PENNSYLVANIA	222	2		78	302
DISTRICT OF PUERTO RICO	110	2	2	169	283
DISTRICT OF RHODE ISLAND	69			12	81
DISTRICT OF SOUTH CAROLINA	154	3		122	279
DISTRICT OF SOUTH DAKOTA	31	2	2	3	38
EASTERN DISTRICT OF TENNESSEE	311	1		182	494
MIDDLE DISTRICT OF TENNESSEE	200	1		131	332
WESTERN DISTRICT OF TENNESSEE	136	1		324	461
EASTERN DISTRICT OF TEXAS	145	4		103	252
NORTHERN DISTRICT OF TEXAS	267	33		178	478
SOUTHERN DISTRICT OF TEXAS	229	9		155	393



# BANKRUPTCY FILINGS BY COURT



For Bankruptcies Filed Between 01/01/2021 and 01/31/2021

COURT	CH 7	CH 11	CH 12	CH 13	TOTAL
WESTERN DISTRICT OF TEXAS	230	3		69	302
DISTRICT OF UTAH	218			146	364
EASTERN DISTRICT OF VIRGINIA	508	19		262	789
WESTERN DISTRICT OF VIRGINIA	175			92	267
DISTRICT OF THE VIRGIN ISLANDS					
DISTRICT OF VERMONT	16			2	18
EASTERN DISTRICT OF WASHINGTON	117	2	1	18	138
WESTERN DISTRICT OF WASHINGTON	318	2		83	403
EASTERN DISTRICT OF WISCONSIN	352			146	498
WESTERN DISTRICT OF WISCONSIN	145		3	38	186
NORTHERN DISTRICT OF WEST VIRGINIA	30			3	33
SOUTHERN DISTRICT OF WEST VIRGINIA	71			7	78
DISTRICT OF WYOMING	25	2		4	31

AIS is a global process and software engineering company committed to delivering high-quality solutions, on time and at a great value. We offer strategic sourcing alternatives to help organizations manage economic uncertainties, regulatory pressures and market difficulties.

Utilizing our industry and operations expertise, we provide a complete suite of services across a variety of business processes and platforms. We specialize in identifying waste and inefficiency in existing programs and utilize a lean approach to reengineer processes and deploy technology to improve performance and controls while reducing costs.

Our core competencies include: Data & Predictive Analytics, Software & Technology, Account Services, Legal Support Services and Business Process Services.

Banks, credit card issuers, auto and mortgage financiers, healthcare and telecom all rely on AIS for guidance.

*All rights reserved. AIS LP warrants that it employs all reasonable endeavours to ensure that the supplied statistical reports are substantially complete and free of errors or defects. The user acknowledges that all information contained herein is derived from public record data and from time to time, errors may occur. AIS InSight is a proprietary analytical report produced monthly by AIS. The supplied information will not be disclosed, recompiled, sold or traded, in whole or in part, to third parties unless prior written consent is obtained. AIS LP assumes no responsibility or liability for any decisions made as a result of using this report.*

