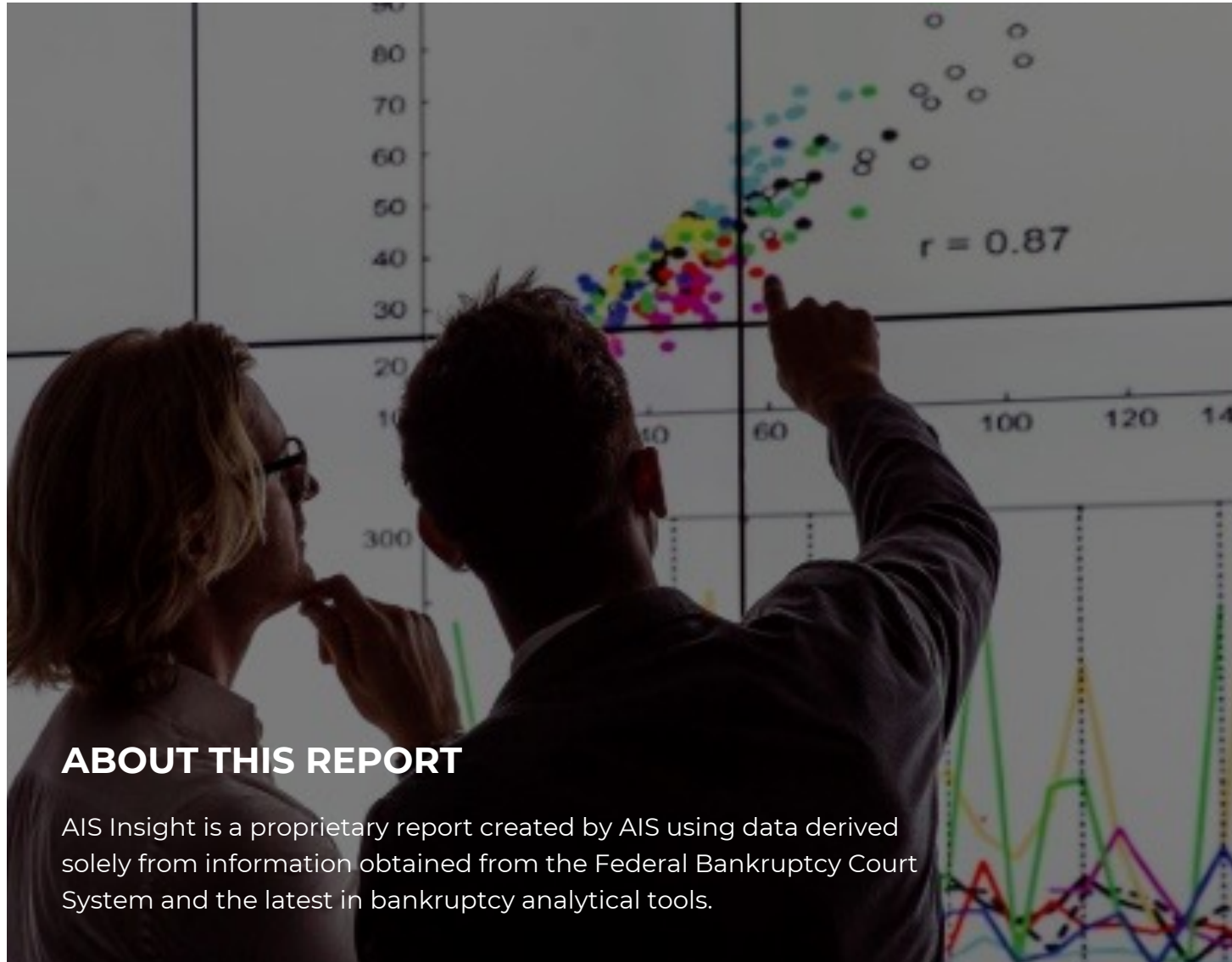


AIS Insight Report

2022 | 3rd Issue | February 2022 Data



ABOUT THIS REPORT

AIS Insight is a proprietary report created by AIS using data derived solely from information obtained from the Federal Bankruptcy Court System and the latest in bankruptcy analytical tools.

TABLE OF CONTENTS

BANKRUPTCY STATISTICS SNAPSHOT	1
BANKRUPTCY FILINGS BY REGION - CHARTS	2
BANKRUPTCY FILINGS BY COURT - TABLE	3-7

PRODUCT SPOTLIGHT

BANKRUPTCY EVENT TRACKING is driven by the latest bankruptcy technology, automating docket review processes and serving as a practical alternative to other products in the market.

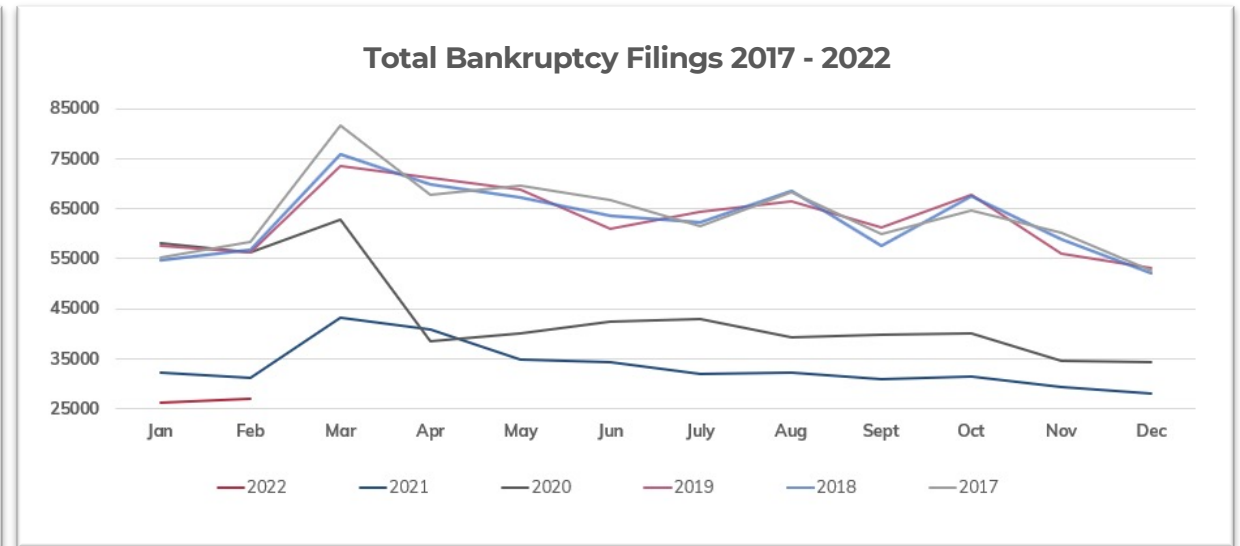
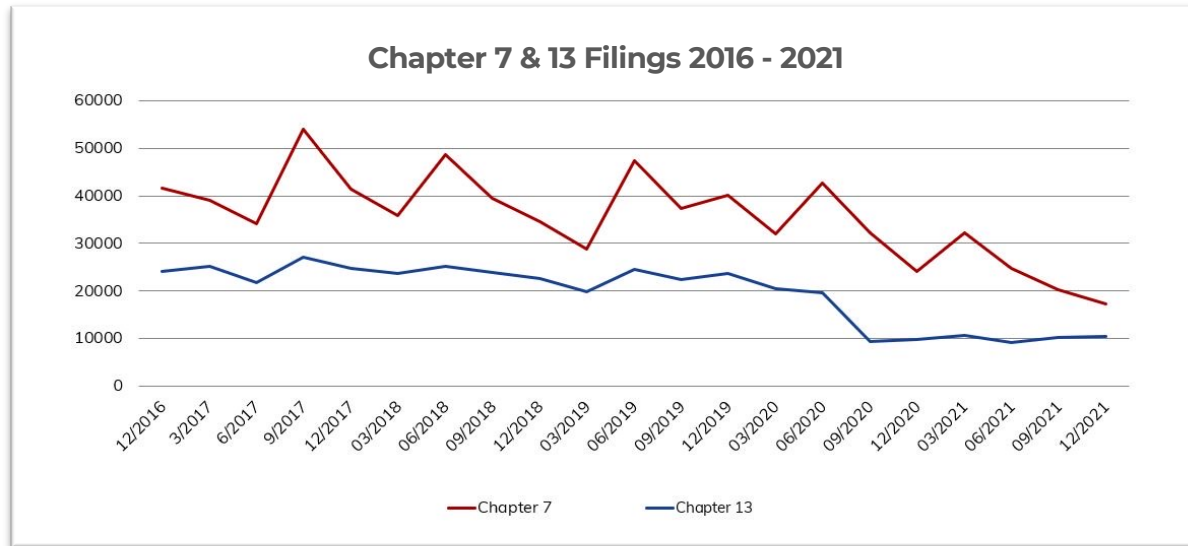
Our proprietary system notifies clients of bankruptcy filings, monitors case dockets and pushes critical activities into client-customized work queues to take immediate action.

BANKRUPTCY STATISTICS SNAPSHOT



For Bankruptcies Filed Between 02/01/2022 and 02/28/2022

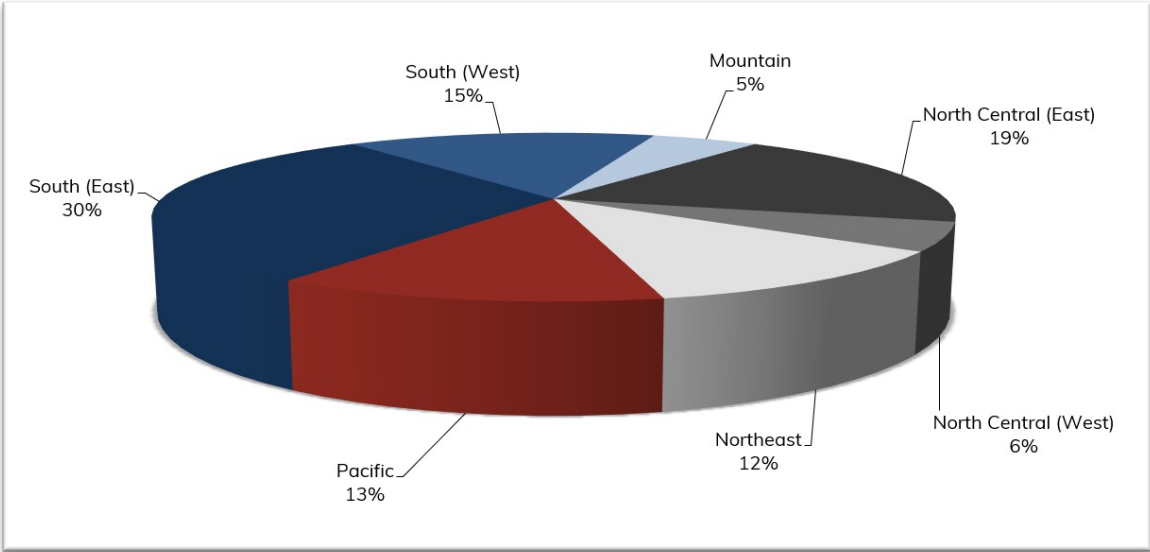
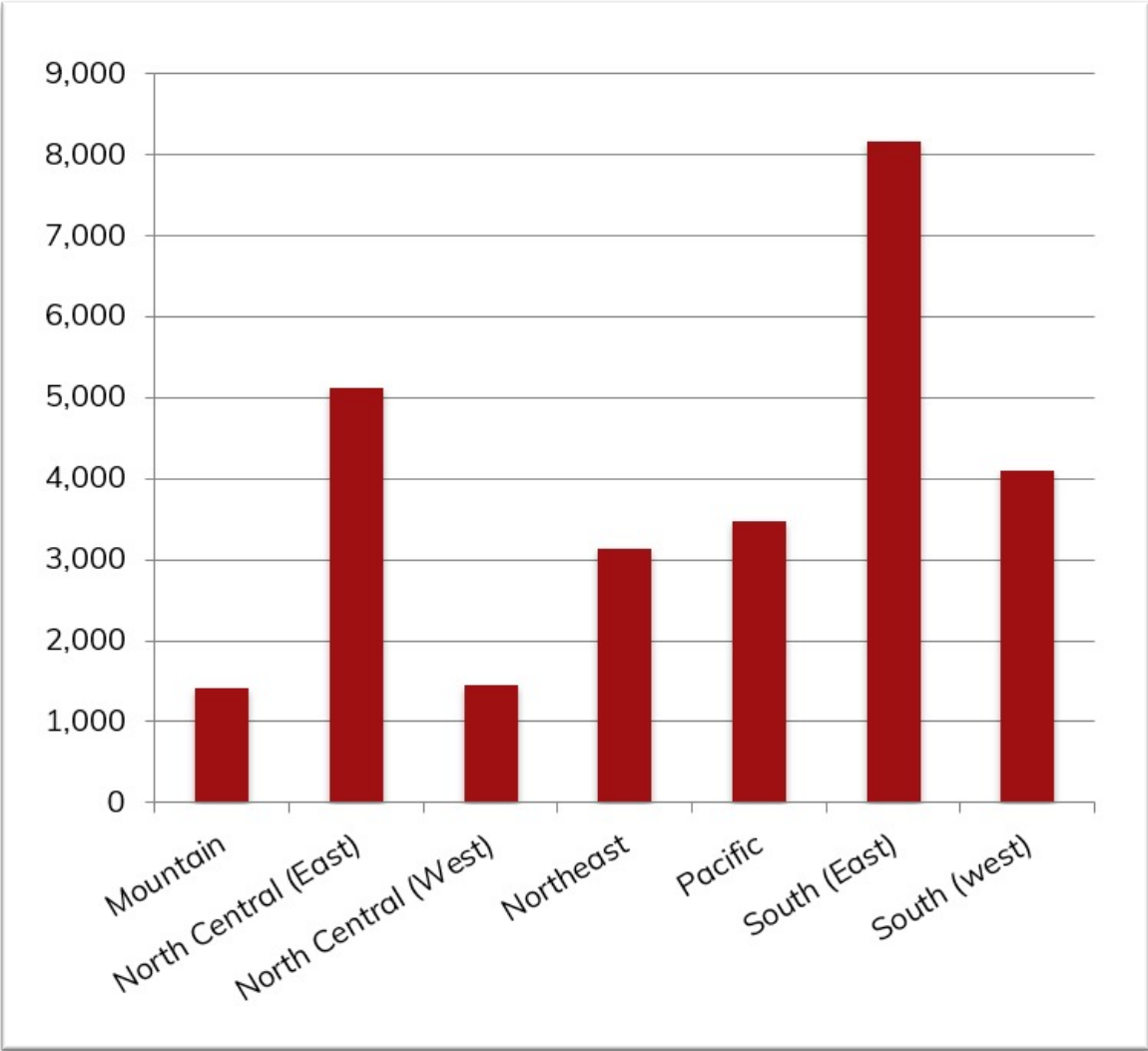
Total Bankruptcies Filed	26,997	Total Bankruptcies Filed last 12 months	391,081
Chapter 13	10,669	Total Bankruptcies Filed Prev. Month	26,212
Chapter 7	16,051	Total Bankruptcies Filed Prev. Year (same month)	31,226
Chapter 11	266	Increased Bankruptcies from Prev. Month Total	785 (2.99%)
Chapter 11, Subchapter V	127	Increased Bankruptcies from Prev. Year Total (same month)	-4,229 (-13.54%)



BANKRUPTCY FILINGS BY REGION



For Bankruptcies Filed Between 02/01/2022 and 02/28/2022



REGION	STATES
Mountain	Arizona, Colorado, Idaho, Montana, New Mexico, Utah, Wyoming
North Central (East)	Illinois, Indiana, Michigan, Ohio, Wisconsin
North Central (West)	Iowa, Kansas, Minnesota, Missouri, Nebraska, North Dakota, South Dakota
Northeast	Connecticut, Delaware, Maine, Massachusetts, New Hampshire, New Jersey, New York, Pennsylvania, Rhode Island, Vermont
Pacific	Alaska, California, Hawaii, Guam, Nevada, Oregon, Washington
South (East)	District of Columbia, Florida, Georgia, Kentucky, Maryland, North Carolina, Puerto Rico, South Carolina, Tennessee, Virgin Islands, Virginia, West Virginia
South (West)	Alabama, Arkansas, Louisiana, Mississippi, Oklahoma, Texas

BANKRUPTCY FILINGS BY COURT



For Bankruptcies Filed Between 02/01/2022 and 02/28/2022

COURT	CH 7	CH 11	CH 12	CH 13	TOTAL
DISTRICT OF ALASKA	9			2	11
MIDDLE DISTRICT OF ALABAMA	65	1		313	379
NORTHERN DISTRICT OF ALABAMA	257			335	592
SOUTHERN DISTRICT OF ALABAMA	44	3		159	206
EASTERN DISTRICT OF ARKANSAS	94	1	1	154	250
WESTERN DISTRICT OF ARKANSAS	37	2		56	95
DISTRICT OF ARIZONA	456	5		85	546
CENTRAL DISTRICT OF CALIFORNIA	1,124	19		198	1,341
EASTERN DISTRICT OF CALIFORNIA	338	2	1	101	442
NORTHERN DISTRICT OF CALIFORNIA	177	6		83	266
SOUTHERN DISTRICT OF CALIFORNIA	248			31	279
DISTRICT OF COLORADO	232	5		100	337
DISTRICT OF CONNECTICUT	142	1		39	182
DISTRICT OF WASHINGTON, D.C.	16	1		3	20
DISTRICT OF DELAWARE	41	5		21	67
MIDDLE DISTRICT OF FLORIDA	785	22		311	1,118
NORTHERN DISTRICT OF FLORIDA	82	1		24	107
SOUTHERN DISTRICT OF FLORIDA	443	16		390	849
MIDDLE DISTRICT OF GEORGIA	104			266	370
NORTHERN DISTRICT OF GEORGIA	524	6		583	1,113

BANKRUPTCY FILINGS BY COURT



For Bankruptcies Filed Between 02/01/2022 and 02/28/2022

COURT	CH 7	CH 11	CH 12	CH 13	TOTAL
SOUTHERN DISTRICT OF GEORGIA	47			207	254
DISTRICT OF GUAM					
DISTRICT OF HAWAII	47	2		25	74
NORTHERN DISTRICT OF IOWA	47	2		5	54
SOUTHERN DISTRICT OF IOWA	66			18	84
DISTRICT OF IDAHO	73			14	87
CENTRAL DISTRICT OF ILLINOIS	118			26	144
NORTHERN DISTRICT OF ILLINOIS	726	5		545	1,276
SOUTHERN DISTRICT OF ILLINOIS	69	1		48	118
NORTHERN DISTRICT OF INDIANA	156	4		115	275
SOUTHERN DISTRICT OF INDIANA	231	2		225	458
DISTRICT OF KANSAS	84	2		81	167
EASTERN DISTRICT OF KENTUCKY	160	1		92	253
WESTERN DISTRICT OF KENTUCKY	157	1		154	312
EASTERN DISTRICT OF LOUISIANA	33	3		57	93
MIDDLE DISTRICT OF LOUISIANA	29			23	52
WESTERN DISTRICT OF LOUISIANA	58	1		305	364
DISTRICT OF MASSACHUSETTS	146	2		79	227
DISTRICT OF MARYLAND	350	5		167	522
DISTRICT OF MAINE	15	2		11	28

BANKRUPTCY FILINGS BY COURT



For Bankruptcies Filed Between 02/01/2022 and 02/28/2022

COURT	CH 7	CH 11	CH 12	CH 13	TOTAL
EASTERN DISTRICT OF MICHIGAN	681	2		297	980
WESTERN DISTRICT OF MICHIGAN	141	4		52	197
DISTRICT OF MINNESOTA	296	1		98	395
EASTERN DISTRICT OF MISSOURI	169			120	289
WESTERN DISTRICT OF MISSOURI	135			119	254
NORTHERN DISTRICT OF MISSISSIPPI	77	1		145	223
SOUTHERN DISTRICT OF MISSISSIPPI	165			138	303
DISTRICT OF MONTANA	28	1		11	40
EASTERN DISTRICT OF NORTH CAROLINA	85	3	1	135	224
MIDDLE DISTRICT OF NORTH CAROLINA	33	1		89	123
WESTERN DISTRICT OF NORTH CAROLINA	50			58	108
DISTRICT OF NORTH DAKOTA	29			3	32
DISTRICT OF NEBRASKA	116	1		37	154
DISTRICT OF NEW HAMPSHIRE	32			10	42
DISTRICT OF NEW JERSEY	440	20		334	794
DISTRICT OF NEW MEXICO	57			14	71
DISTRICT OF NEVADA	335	9		70	414
EASTERN DISTRICT OF NEW YORK	293	19		86	398
NORTHERN DISTRICT OF NEW YORK	162	1	2	47	212
SOUTHERN DISTRICT OF NEW YORK	178	10		48	236

BANKRUPTCY FILINGS BY COURT



For Bankruptcies Filed Between 02/01/2022 and 02/28/2022

COURT	CH 7	CH 11	CH 12	CH 13	TOTAL
WESTERN DISTRICT OF NEW YORK	92	2		37	131
NORTHERN DISTRICT OF OHIO	495	1		115	611
SOUTHERN DISTRICT OF OHIO	310	1		164	475
EASTERN DISTRICT OF OKLAHOMA	42			6	48
NORTHERN DISTRICT OF OKLAHOMA	61			6	67
WESTERN DISTRICT OF OKLAHOMA	134	2		36	172
DISTRICT OF OREGON	207	3		65	275
EASTERN DISTRICT OF PENNSYLVANIA	135	1		147	283
MIDDLE DISTRICT OF PENNSYLVANIA	100			112	212
WESTERN DISTRICT OF PENNSYLVANIA	168	3		84	255
DISTRICT OF PUERTO RICO	105	5		185	295
DISTRICT OF RHODE ISLAND	46			12	58
DISTRICT OF SOUTH CAROLINA	106	4		185	295
DISTRICT OF SOUTH DAKOTA	22			7	29
EASTERN DISTRICT OF TENNESSEE	279	1		208	488
MIDDLE DISTRICT OF TENNESSEE	172	2		155	329
WESTERN DISTRICT OF TENNESSEE	104	1		362	467
EASTERN DISTRICT OF TEXAS	115	1		105	221
NORTHERN DISTRICT OF TEXAS	197	10		211	418
SOUTHERN DISTRICT OF TEXAS	170	2		161	333

BANKRUPTCY FILINGS BY COURT



For Bankruptcies Filed Between 02/01/2022 and 02/28/2022

COURT	CH 7	CH 11	CH 12	CH 13	TOTAL
WESTERN DISTRICT OF TEXAS	170	8		107	285
DISTRICT OF UTAH	177	1		132	310
EASTERN DISTRICT OF VIRGINIA	341	2		260	603
WESTERN DISTRICT OF VIRGINIA	113	2		81	196
DISTRICT OF THE VIRGIN ISLANDS					
DISTRICT OF VERMONT	12			3	15
EASTERN DISTRICT OF WASHINGTON	82	2		23	107
WESTERN DISTRICT OF WASHINGTON	189	4		65	258
EASTERN DISTRICT OF WISCONSIN	268		1	170	439
WESTERN DISTRICT OF WISCONSIN	103	1		41	145
NORTHERN DISTRICT OF WEST VIRGINIA	39			5	44
SOUTHERN DISTRICT OF WEST VIRGINIA	58	1		10	69
DISTRICT OF WYOMING	20			3	23

AIS is a Texas-based FinTech firm offering data analytics, technology and talent to support Operations and IT functions within the financial services sector. We are committed to lowering costs, improving quality and delivering faster results for our clients. Our insights, software robotics and workforce solutions drive the day-to-day work so our clients can focus on growing their business.

Using a lean Six Sigma approach, our team reviews client processes, eliminates non-value adds, and streamlines productivity. We build and share financial and legal technology to automate and optimize operational performance. We recruit, train and manage highly skilled human resources to meet project-based or full-time staffing needs.

Our clients have global access to a wide-ranging team of subject matter experts specializing in data, information technology, business operations, and legal support,. We serve a variety of industries including commercial and retail banking, automotive finance, credit card, mortgage, insurance and telecommunications.

All rights reserved. AIS warrants that it employs all reasonable endeavours to ensure that the supplied statistical reports are substantially complete and free of errors or defects. The user acknowledges that all information contained herein is derived from public record data and from time to time, errors may occur. AIS InSight is a proprietary analytical report produced monthly by AIS. The supplied information will not be disclosed, recompiled, sold or traded, in whole or in part, to third parties unless prior written consent is obtained. AIS assumes no responsibility or liability for any decisions made as a result of using this report.

