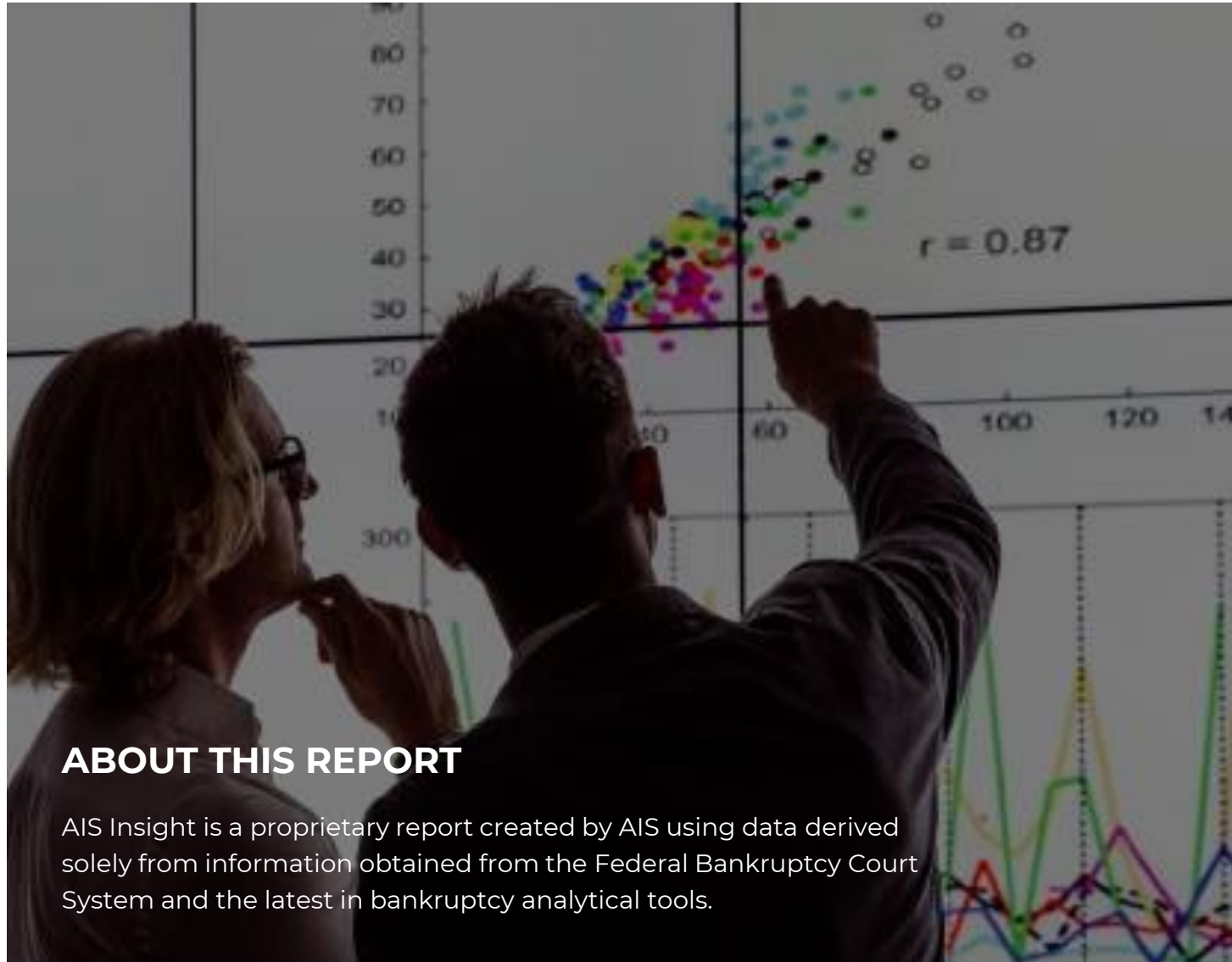


AIS Insight Report

2022 | 9th Issue | August 2022 Data



ABOUT THIS REPORT

AIS Insight is a proprietary report created by AIS using data derived solely from information obtained from the Federal Bankruptcy Court System and the latest in bankruptcy analytical tools.

TABLE OF CONTENTS

BANKRUPTCY STATISTICS SNAPSHOT	1
BANKRUPTCY FILINGS BY REGION - CHARTS	2
BANKRUPTCY FILINGS BY COURT - TABLE	3-7

PRODUCT SPOTLIGHT

BANKRUPTCY EVENT TRACKING is driven by the latest bankruptcy technology, automating docket review processes and serving as a practical alternative to other products in the market.

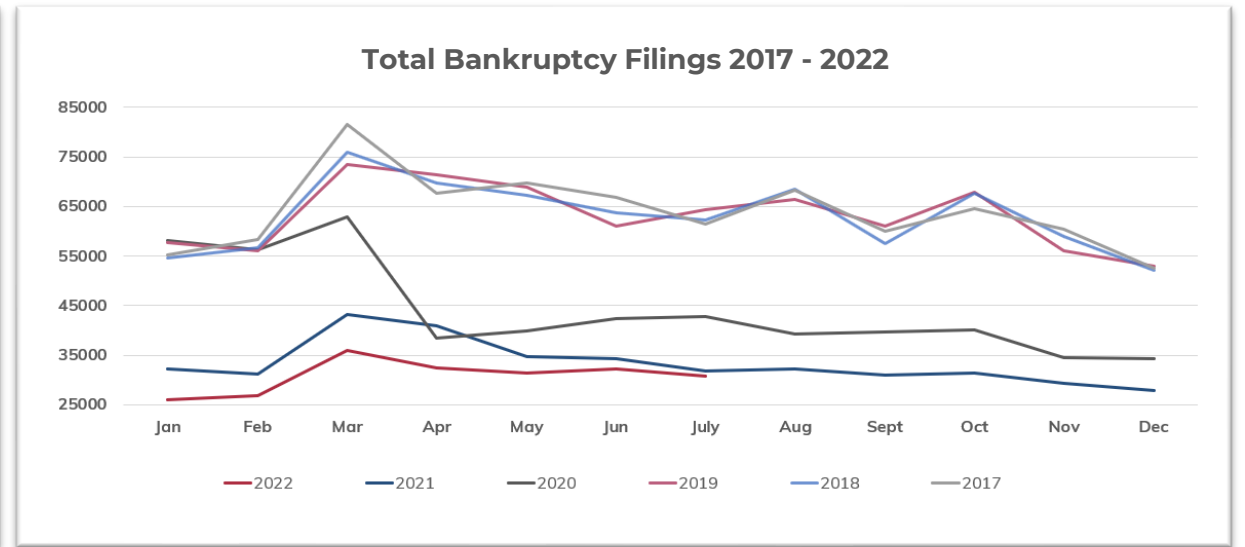
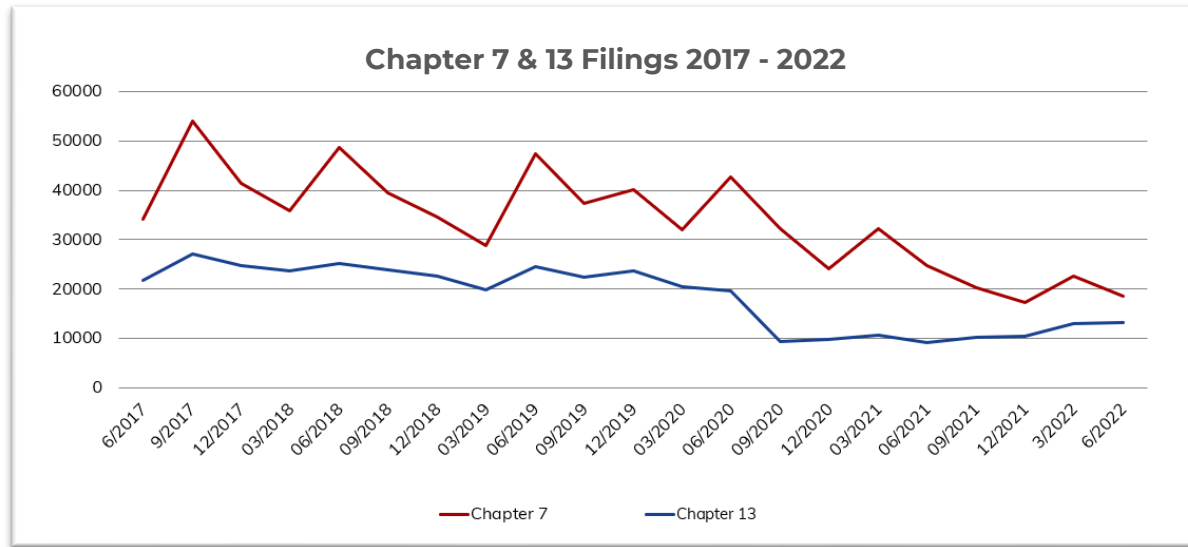
Our proprietary system notifies clients of bankruptcy filings, monitors case dockets and pushes critical activities into client-customized work queues to take immediate action.

BANKRUPTCY STATISTICS SNAPSHOT



For Bankruptcies Filed Between 08/01/2022 and 08/31/2022

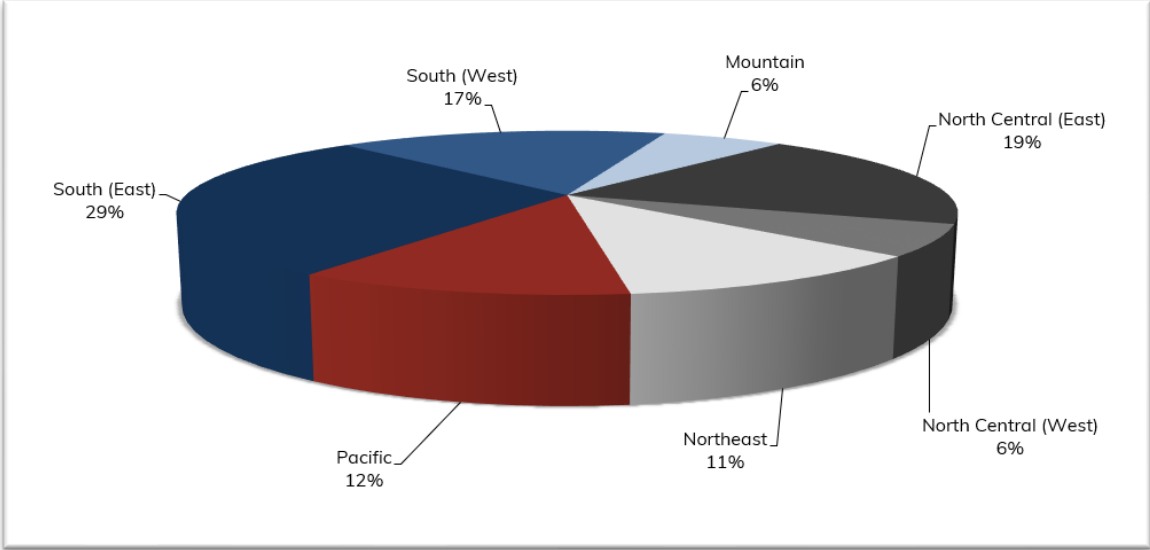
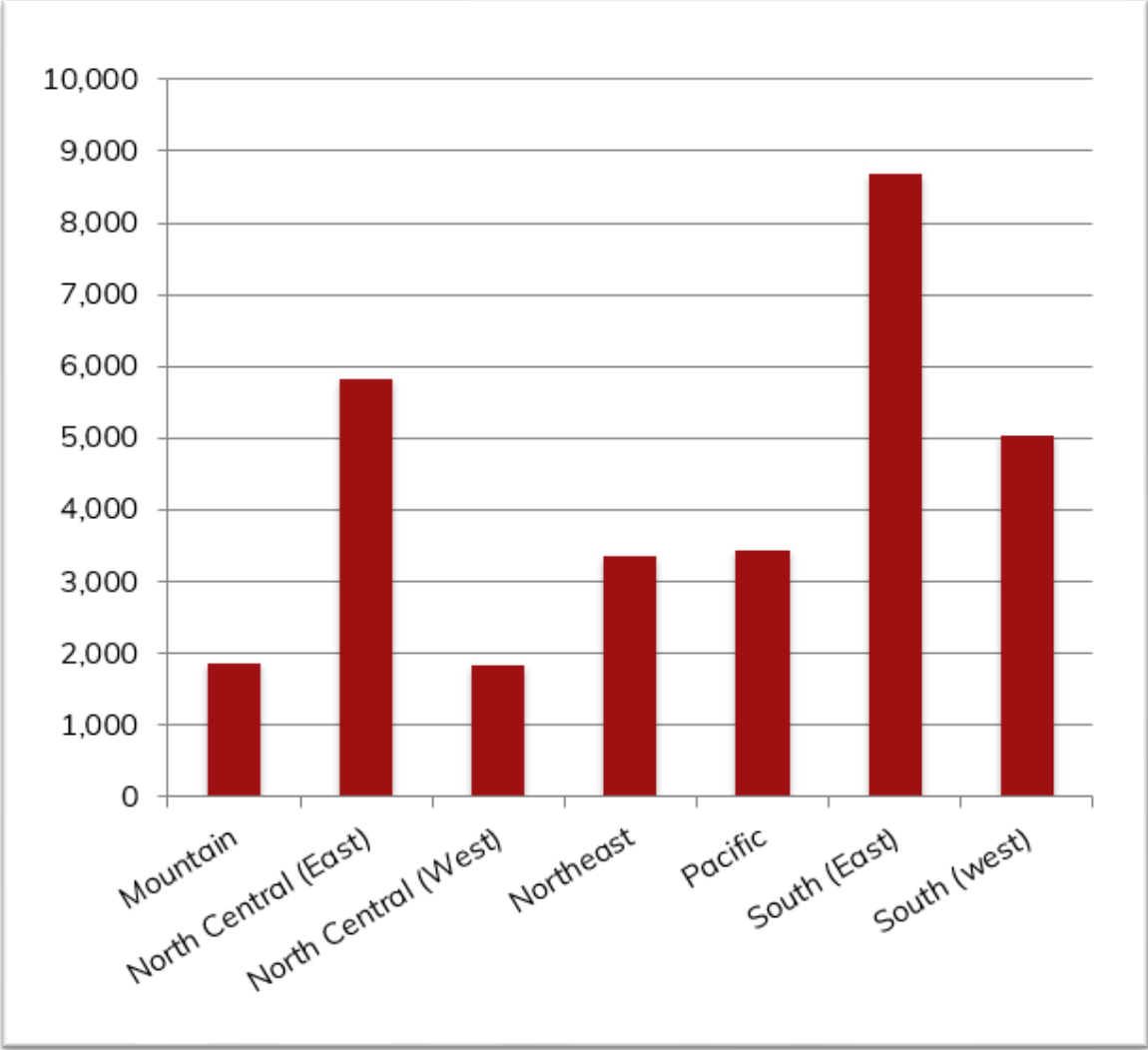
Total Bankruptcies Filed	35,375	Total Bankruptcies Filed last 12 months	371,298
Chapter 13	14,978	Total Bankruptcies Filed Prev. Month	30,859
Chapter 7	19,905	Total Bankruptcies Filed Prev. Year (same month)	32,279
Chapter 11	468	Increased Bankruptcies from Prev. Month Total	4,516 (14.63%)
Chapter 11, Subchapter V	147	Increased Bankruptcies from Prev. Year Total (same month)	3,096 (9.59%)



BANKRUPTCY FILINGS BY REGION



For Bankruptcies Filed Between 08/01/2022 and 08/31/2022



REGION	STATES
Mountain	Arizona, Colorado, Idaho, Montana, New Mexico, Utah, Wyoming
North Central (East)	Illinois, Indiana, Michigan, Ohio, Wisconsin
North Central (West)	Iowa, Kansas, Minnesota, Missouri, Nebraska, North Dakota, South Dakota
Northeast	Connecticut, Delaware, Maine, Massachusetts, New Hampshire, New Jersey, New York, Pennsylvania, Rhode Island, Vermont
Pacific	Alaska, California, Hawaii, Guam, Nevada, Oregon, Washington
South (East)	District of Columbia, Florida, Georgia, Kentucky, Maryland, North Carolina, Puerto Rico, South Carolina, Tennessee, Virgin Islands, Virginia, West Virginia
South (West)	Alabama, Arkansas, Louisiana, Mississippi, Oklahoma, Texas

BANKRUPTCY FILINGS BY COURT



For Bankruptcies Filed Between 08/01/2022 and 08/31/2022

COURT	CH 7	CH 11	CH 12	CH 13	TOTAL
DISTRICT OF ALASKA	17			5	22
MIDDLE DISTRICT OF ALABAMA	73			447	520
NORTHERN DISTRICT OF ALABAMA	280		1	532	813
SOUTHERN DISTRICT OF ALABAMA	50			224	274
EASTERN DISTRICT OF ARKANSAS	113	2	2	210	327
WESTERN DISTRICT OF ARKANSAS	51			93	144
DISTRICT OF ARIZONA	672	7		165	844
CENTRAL DISTRICT OF CALIFORNIA	1,242	24		261	1,527
EASTERN DISTRICT OF CALIFORNIA	430	4		137	571
NORTHERN DISTRICT OF CALIFORNIA	206	9		130	345
SOUTHERN DISTRICT OF CALIFORNIA	234	3		49	286
DISTRICT OF COLORADO	360	4		148	512
DISTRICT OF CONNECTICUT	185	1		55	241
DISTRICT OF WASHINGTON, D.C.	16	1		6	23
DISTRICT OF DELAWARE	55	49		36	140
MIDDLE DISTRICT OF FLORIDA	923	16		311	1,250
NORTHERN DISTRICT OF FLORIDA	109	3		48	160
SOUTHERN DISTRICT OF FLORIDA	459	12		433	904
MIDDLE DISTRICT OF GEORGIA	106			397	503
NORTHERN DISTRICT OF GEORGIA	669	16		788	1,473

BANKRUPTCY FILINGS BY COURT



For Bankruptcies Filed Between 08/01/2022 and 08/31/2022

COURT	CH 7	CH 11	CH 12	CH 13	TOTAL
SOUTHERN DISTRICT OF GEORGIA	38	1		327	366
DISTRICT OF GUAM	1				1
DISTRICT OF HAWAII	65	3		35	103
NORTHERN DISTRICT OF IOWA	66			5	71
SOUTHERN DISTRICT OF IOWA	107			18	125
DISTRICT OF IDAHO	110	2		14	126
CENTRAL DISTRICT OF ILLINOIS	163	1		46	210
NORTHERN DISTRICT OF ILLINOIS	800	4		682	1,486
SOUTHERN DISTRICT OF ILLINOIS	72	1		75	148
NORTHERN DISTRICT OF INDIANA	313			187	500
SOUTHERN DISTRICT OF INDIANA	433	3		314	750
DISTRICT OF KANSAS	131	3	1	162	297
EASTERN DISTRICT OF KENTUCKY	244	2		113	359
WESTERN DISTRICT OF KENTUCKY	189	3		222	414
EASTERN DISTRICT OF LOUISIANA	40	1		86	127
MIDDLE DISTRICT OF LOUISIANA	41	1		27	69
WESTERN DISTRICT OF LOUISIANA	69			422	491
DISTRICT OF MASSACHUSETTS	187	2		97	286
DISTRICT OF MARYLAND	423	7		209	639
DISTRICT OF MAINE	35		1	12	48

BANKRUPTCY FILINGS BY COURT



For Bankruptcies Filed Between 08/01/2022 and 08/31/2022

COURT	CH 7	CH 11	CH 12	CH 13	TOTAL
EASTERN DISTRICT OF MICHIGAN	824	10		409	1,243
WESTERN DISTRICT OF MICHIGAN	145			80	225
DISTRICT OF MINNESOTA	379			156	535
EASTERN DISTRICT OF MISSOURI	251			202	453
WESTERN DISTRICT OF MISSOURI	161	2		197	360
NORTHERN DISTRICT OF MISSISSIPPI	106			242	348
SOUTHERN DISTRICT OF MISSISSIPPI	206	2		220	428
DISTRICT OF MONTANA	32			15	47
EASTERN DISTRICT OF NORTH CAROLINA	66	5		215	286
MIDDLE DISTRICT OF NORTH CAROLINA	50			105	155
WESTERN DISTRICT OF NORTH CAROLINA	48	2		63	113
DISTRICT OF NORTH DAKOTA	34			1	35
DISTRICT OF NEBRASKA	123	1	1	90	215
DISTRICT OF NEW HAMPSHIRE	37			25	62
DISTRICT OF NEW JERSEY	489	13		411	913
DISTRICT OF NEW MEXICO	77			13	90
DISTRICT OF NEVADA	428	6		65	499
EASTERN DISTRICT OF NEW YORK	328	21		213	562
NORTHERN DISTRICT OF NEW YORK	179		1	68	248
SOUTHERN DISTRICT OF NEW YORK	204	104		67	375

BANKRUPTCY FILINGS BY COURT



For Bankruptcies Filed Between 08/01/2022 and 08/31/2022

COURT	CH 7	CH 11	CH 12	CH 13	TOTAL
WESTERN DISTRICT OF NEW YORK	87	1		33	121
NORTHERN DISTRICT OF OHIO	718	2		210	930
SOUTHERN DISTRICT OF OHIO	484	8		248	740
EASTERN DISTRICT OF OKLAHOMA	61			5	66
NORTHERN DISTRICT OF OKLAHOMA	103			13	116
WESTERN DISTRICT OF OKLAHOMA	224			79	303
DISTRICT OF OREGON	289	1	1	104	395
EASTERN DISTRICT OF PENNSYLVANIA	126	3		176	305
MIDDLE DISTRICT OF PENNSYLVANIA	119	2		100	221
WESTERN DISTRICT OF PENNSYLVANIA	197	1	1	117	316
DISTRICT OF PUERTO RICO	126	5	3	235	369
DISTRICT OF RHODE ISLAND	53			22	75
DISTRICT OF SOUTH CAROLINA	105	1		234	340
DISTRICT OF SOUTH DAKOTA	39	1		12	52
EASTERN DISTRICT OF TENNESSEE	254	2		262	518
MIDDLE DISTRICT OF TENNESSEE	169	4		237	410
WESTERN DISTRICT OF TENNESSEE	129	4		583	716
EASTERN DISTRICT OF TEXAS	169	9		133	311
NORTHERN DISTRICT OF TEXAS	318	8		273	599
SOUTHERN DISTRICT OF TEXAS	239	48		230	517

BANKRUPTCY FILINGS BY COURT



For Bankruptcies Filed Between 08/01/2022 and 08/31/2022

COURT	CH 7	CH 11	CH 12	CH 13	TOTAL
WESTERN DISTRICT OF TEXAS	209	2		141	352
DISTRICT OF UTAH	295	1	1	214	511
EASTERN DISTRICT OF VIRGINIA	377	6		384	767
WESTERN DISTRICT OF VIRGINIA	139	1		118	258
DISTRICT OF THE VIRGIN ISLANDS					
DISTRICT OF VERMONT	11			5	16
EASTERN DISTRICT OF WASHINGTON	91		1	20	112
WESTERN DISTRICT OF WASHINGTON	241	5		96	342
EASTERN DISTRICT OF WISCONSIN	286	1		213	500
WESTERN DISTRICT OF WISCONSIN	134			47	181
NORTHERN DISTRICT OF WEST VIRGINIA	29			15	44
SOUTHERN DISTRICT OF WEST VIRGINIA	38			12	50
DISTRICT OF WYOMING	30			6	36

AIS is a Texas-based FinTech firm offering data analytics, technology and talent to support Operations and IT functions within the financial services sector. We are committed to lowering costs, improving quality and delivering faster results for our clients. Our insights, software robotics and workforce solutions drive the day-to-day work so our clients can focus on growing their business.

Using a lean Six Sigma approach, our team reviews client processes, eliminates non-value adds, and streamlines productivity. We build and share financial and legal technology to automate and optimize operational performance. We recruit, train and manage highly skilled human resources to meet project-based or full-time staffing needs.

Our clients have global access to a wide-ranging team of subject matter experts specializing in data, information technology, business operations, and legal support,. We serve a variety of industries including commercial and retail banking, automotive finance, credit card, mortgage, insurance and telecommunications.

All rights reserved. AIS warrants that it employs all reasonable endeavours to ensure that the supplied statistical reports are substantially complete and free of errors or defects. The user acknowledges that all information contained herein is derived from public record data and from time to time, errors may occur. AIS InSight is a proprietary analytical report produced monthly by AIS. The supplied information will not be disclosed, recompiled, sold or traded, in whole or in part, to third parties unless prior written consent is obtained. AIS assumes no responsibility or liability for any decisions made as a result of using this report.

