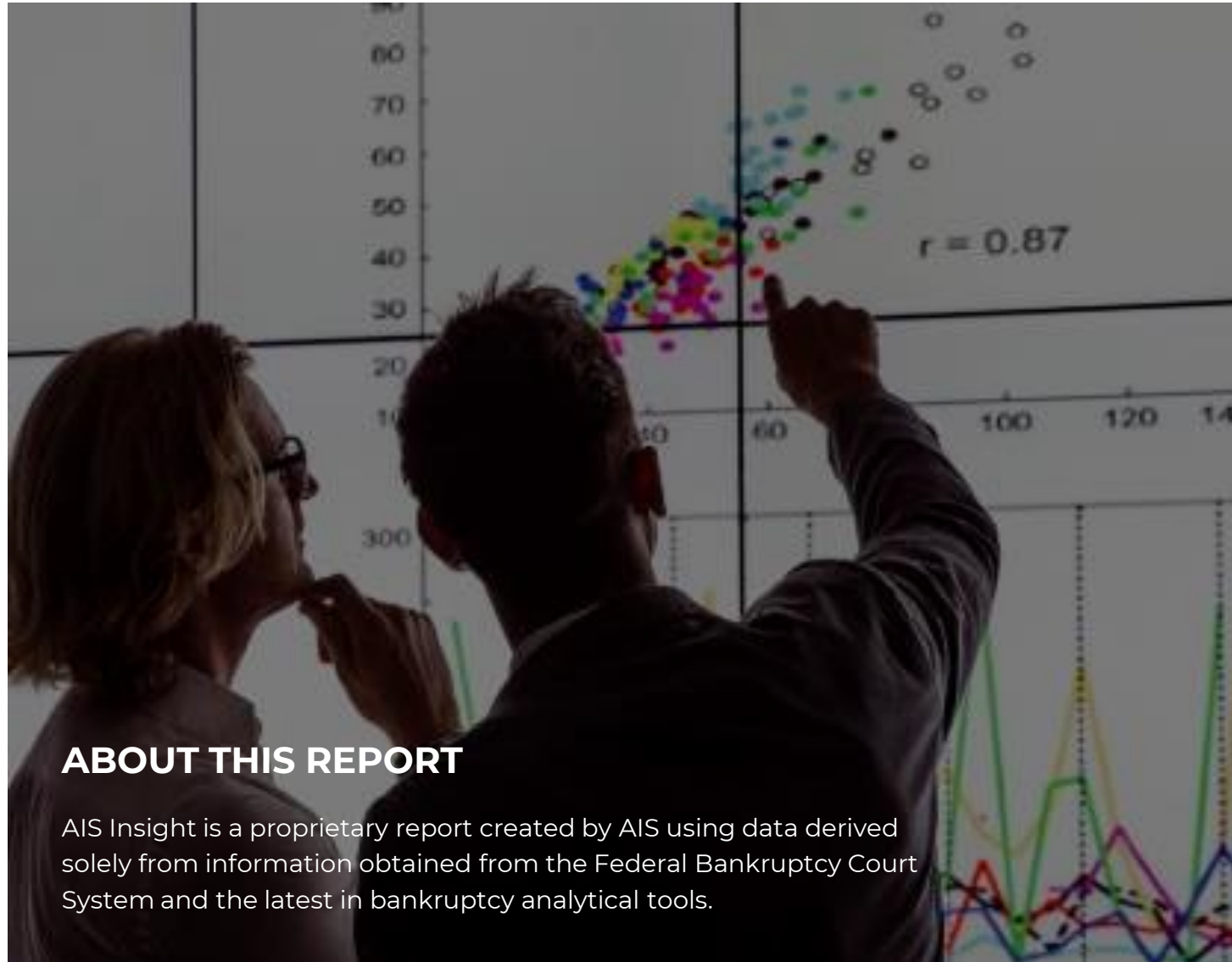


# AIS Insight Report

## 2021 | 9<sup>th</sup> Issue | August Data



## ABOUT THIS REPORT

AIS Insight is a proprietary report created by AIS using data derived solely from information obtained from the Federal Bankruptcy Court System and the latest in bankruptcy analytical tools.

## TABLE OF CONTENTS

BANKRUPTCY STATISTICS SNAPSHOT	1
BANKRUPTCY FILINGS BY REGION - CHARTS	2
BANKRUPTCY FILINGS BY COURT - TABLE	3-7

## PRODUCT SPOTLIGHT

**BANKRUPTCY EVENT TRACKING** is driven by the latest bankruptcy technology, automating docket review processes and serving as a practical alternative to other products in the market.

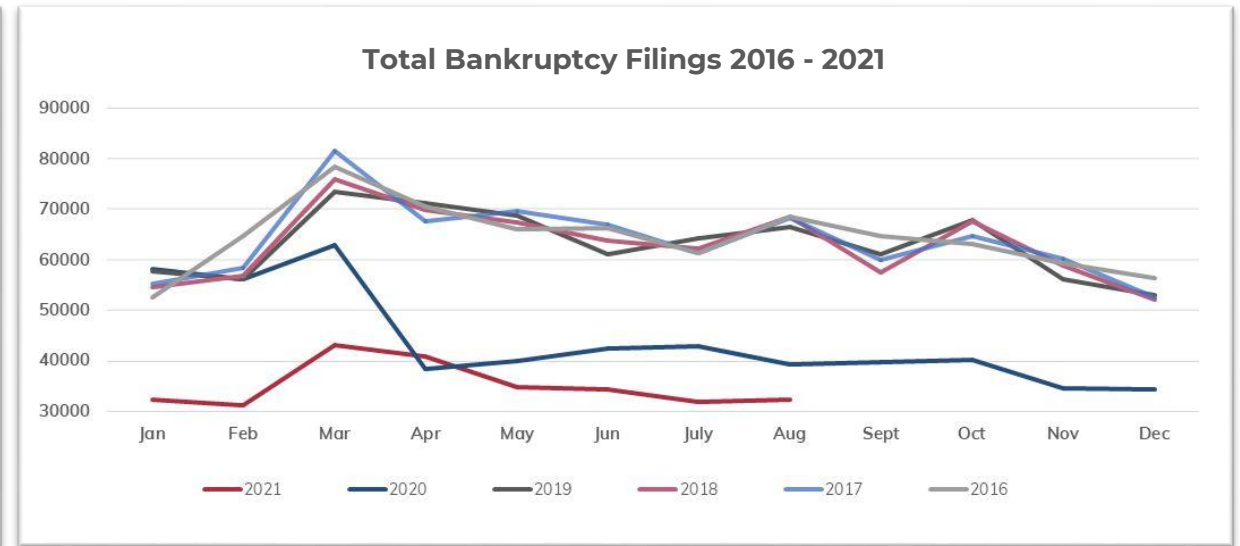
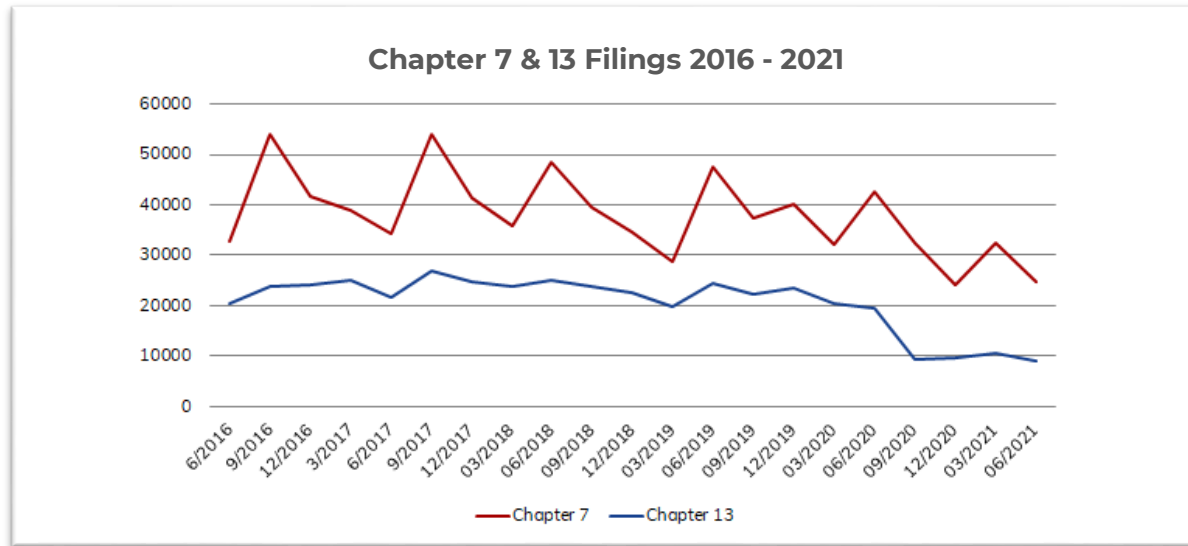
Our proprietary system notifies clients of bankruptcy filings, monitors case dockets and pushes critical activities into client-customized work queues to take immediate action.

# BANKRUPTCY STATISTICS SNAPSHOT



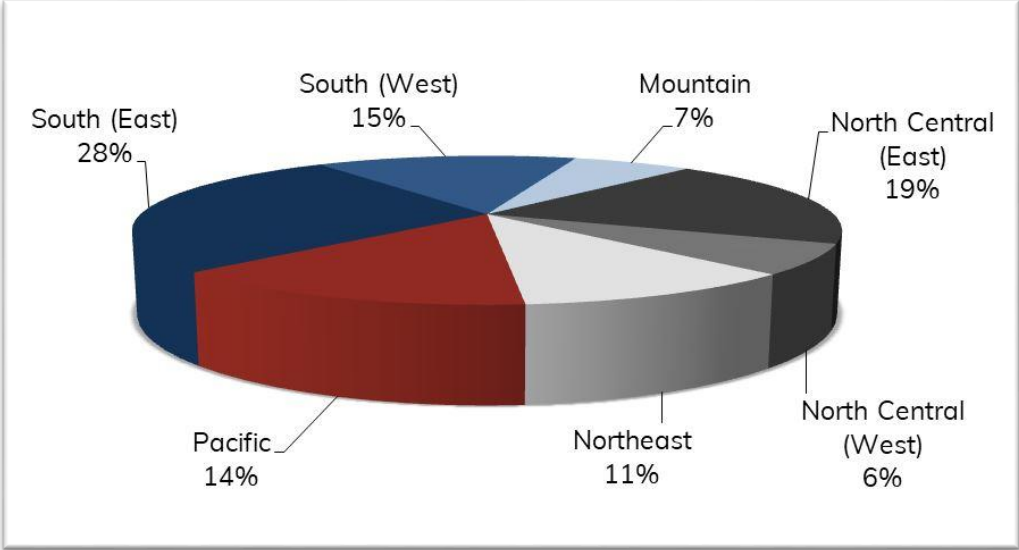
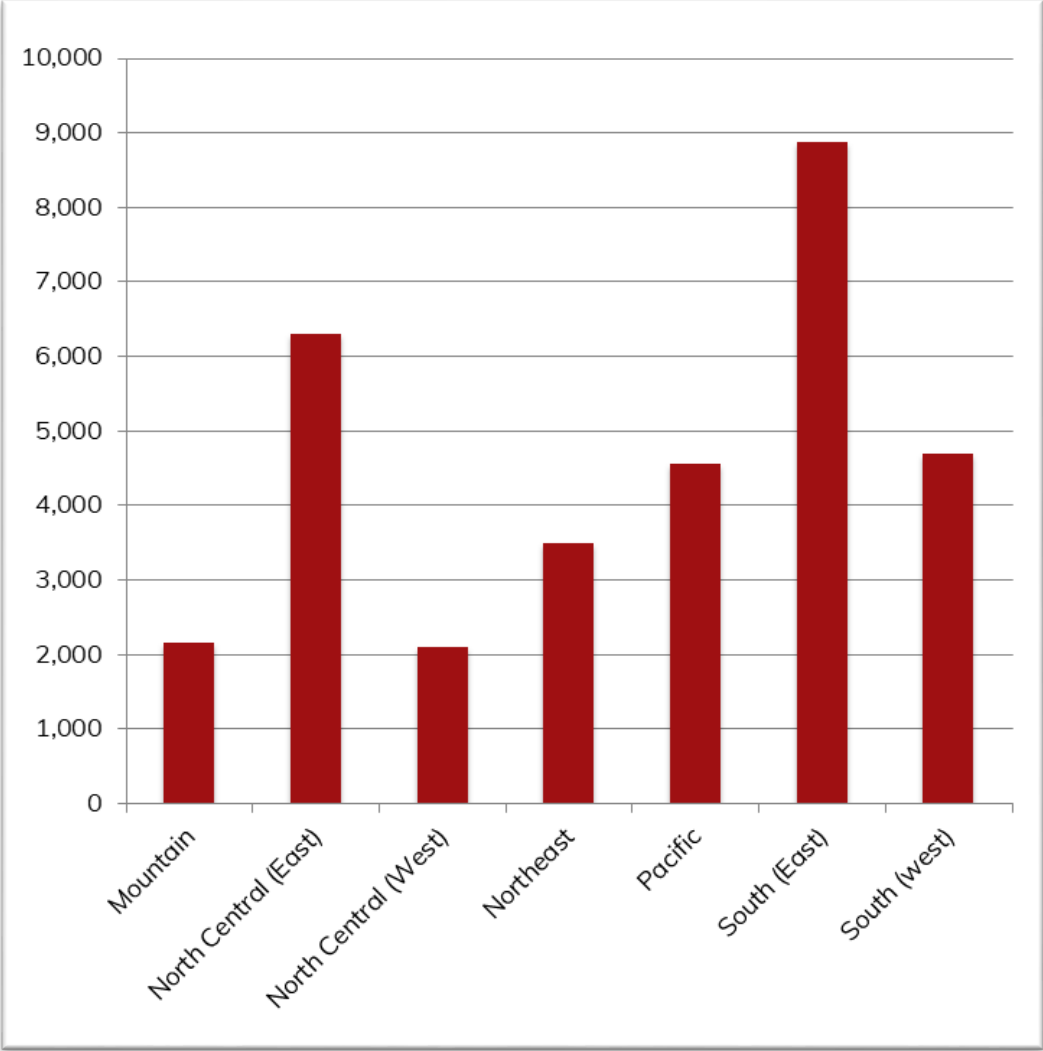
For Bankruptcies Filed Between 08/01/2021 and 08/31/2021

Total Bankruptcies Filed	32,261	Total Bankruptcies Filed last 12 months	430,454
Chapter 13	9,725	Total Bankruptcies Filed Prev. Month	32,388
Chapter 7	22,201	Total Bankruptcies Filed Prev. Year (same month)	39,373
Chapter 11	303	Increased Bankruptcies from Prev. Month Total	-127 (-0.39%)
Chapter 11, Subchapter V	105	Increased Bankruptcies from Prev. Year Total (same month)	-7,112 (-18.06%)



# BANKRUPTCY FILINGS BY REGION

For Bankruptcies Filed Between 08/01/2021 and 08/31/2021



REGION	STATES
Mountain	Arizona, Colorado, Idaho, Montana, New Mexico, Utah, Wyoming
North Central (East)	Illinois, Indiana, Michigan, Ohio, Wisconsin
North Central (West)	Iowa, Kansas, Minnesota, Missouri, Nebraska, North Dakota, South Dakota
Northeast	Connecticut, Delaware, Maine, Massachusetts, New Hampshire, New Jersey, New York, Pennsylvania, Rhode Island, Vermont
Pacific	Alaska, California, Hawaii, Guam, Nevada, Oregon, Washington
South (East)	District of Columbia, Florida, Georgia, Kentucky, Maryland, North Carolina, Puerto Rico, South Carolina, Tennessee, Virgin Islands, Virginia, West Virginia
South (West)	Alabama, Arkansas, Louisiana, Mississippi, Oklahoma, Texas

# BANKRUPTCY FILINGS BY COURT



For Bankruptcies Filed Between 08/01/2021 and 08/31/2021

COURT	CH 7	CH 11	CH 12	CH 13	TOTAL
DISTRICT OF ALASKA	11			2	13
MIDDLE DISTRICT OF ALABAMA	88			313	401
NORTHERN DISTRICT OF ALABAMA	296	1	1	318	616
SOUTHERN DISTRICT OF ALABAMA	57			163	220
EASTERN DISTRICT OF ARKANSAS	154	1		152	307
WESTERN DISTRICT OF ARKANSAS	84			64	148
DISTRICT OF ARIZONA	702	2	1	118	823
CENTRAL DISTRICT OF CALIFORNIA	1,611	27		172	1,810
EASTERN DISTRICT OF CALIFORNIA	499	4		95	598
NORTHERN DISTRICT OF CALIFORNIA	231	10		95	336
SOUTHERN DISTRICT OF CALIFORNIA	343	1		30	374
DISTRICT OF COLORADO	414	3	1	125	543
DISTRICT OF CONNECTICUT	208	2		36	246
DISTRICT OF WASHINGTON, D.C.	21	1		1	23
DISTRICT OF DELAWARE	55	32		20	107
MIDDLE DISTRICT OF FLORIDA	1,095	20		265	1,380
NORTHERN DISTRICT OF FLORIDA	106	3		28	137
SOUTHERN DISTRICT OF FLORIDA	594	19	1	343	957
MIDDLE DISTRICT OF GEORGIA	107	1	1	260	369
NORTHERN DISTRICT OF GEORGIA	628	28		520	1,176

# BANKRUPTCY FILINGS BY COURT



For Bankruptcies Filed Between 08/01/2021 and 08/31/2021

COURT	CH 7	CH 11	CH 12	CH 13	TOTAL
SOUTHERN DISTRICT OF GEORGIA	34			204	238
DISTRICT OF GUAM	5			1	6
DISTRICT OF HAWAII	60			25	85
NORTHERN DISTRICT OF IOWA	90	1	1	7	99
SOUTHERN DISTRICT OF IOWA	105		1	15	121
DISTRICT OF IDAHO	135	1		15	151
CENTRAL DISTRICT OF ILLINOIS	157	4		27	188
NORTHERN DISTRICT OF ILLINOIS	784	5		364	1,153
SOUTHERN DISTRICT OF ILLINOIS	87			38	125
NORTHERN DISTRICT OF INDIANA	361			119	480
SOUTHERN DISTRICT OF INDIANA	529			260	789
DISTRICT OF KANSAS	179	2	2	127	310
EASTERN DISTRICT OF KENTUCKY	225	3		99	327
WESTERN DISTRICT OF KENTUCKY	224	1		159	384
EASTERN DISTRICT OF LOUISIANA	52	2		62	116
MIDDLE DISTRICT OF LOUISIANA	25			25	50
WESTERN DISTRICT OF LOUISIANA	85	2		255	342
DISTRICT OF MASSACHUSETTS	180	7		66	253
DISTRICT OF MARYLAND	428	5		139	572
DISTRICT OF MAINE	36	1		4	41

# BANKRUPTCY FILINGS BY COURT



For Bankruptcies Filed Between 08/01/2021 and 08/31/2021

COURT	CH 7	CH 11	CH 12	CH 13	TOTAL
EASTERN DISTRICT OF MICHIGAN	736	2		218	956
WESTERN DISTRICT OF MICHIGAN	168			43	211
DISTRICT OF MINNESOTA	367	4		90	461
EASTERN DISTRICT OF MISSOURI	307			164	471
WESTERN DISTRICT OF MISSOURI	178	2	1	152	333
NORTHERN DISTRICT OF MISSISSIPPI	73	1		115	189
SOUTHERN DISTRICT OF MISSISSIPPI	148			118	266
DISTRICT OF MONTANA	61			6	67
EASTERN DISTRICT OF NORTH CAROLINA	83	3		151	237
MIDDLE DISTRICT OF NORTH CAROLINA	81			71	152
WESTERN DISTRICT OF NORTH CAROLINA	44	2		38	84
DISTRICT OF NORTH DAKOTA	33			3	36
DISTRICT OF NEBRASKA	135			58	193
DISTRICT OF NEW HAMPSHIRE	55	2		7	64
DISTRICT OF NEW JERSEY	561	8		200	769
DISTRICT OF NEW MEXICO	89			13	102
DISTRICT OF NEVADA	503	7		56	566
EASTERN DISTRICT OF NEW YORK	368	8		47	423
NORTHERN DISTRICT OF NEW YORK	205	1		51	257
SOUTHERN DISTRICT OF NEW YORK	249	9		37	295

# BANKRUPTCY FILINGS BY COURT



For Bankruptcies Filed Between 08/01/2021 and 08/31/2021

COURT	CH 7	CH 11	CH 12	CH 13	TOTAL
WESTERN DISTRICT OF NEW YORK	131			32	163
NORTHERN DISTRICT OF OHIO	778	1		124	903
SOUTHERN DISTRICT OF OHIO	578	1		191	770
EASTERN DISTRICT OF OKLAHOMA	85		1	7	93
NORTHERN DISTRICT OF OKLAHOMA	109			7	116
WESTERN DISTRICT OF OKLAHOMA	243	1		47	291
DISTRICT OF OREGON	256			64	320
EASTERN DISTRICT OF PENNSYLVANIA	166	1		98	265
MIDDLE DISTRICT OF PENNSYLVANIA	136	1		84	221
WESTERN DISTRICT OF PENNSYLVANIA	218	1	1	75	295
DISTRICT OF PUERTO RICO	129	3	1	170	303
DISTRICT OF RHODE ISLAND	54	1		16	71
DISTRICT OF SOUTH CAROLINA	103		1	148	252
DISTRICT OF SOUTH DAKOTA	53			5	58
EASTERN DISTRICT OF TENNESSEE	269		1	169	439
MIDDLE DISTRICT OF TENNESSEE	189	2	1	131	323
WESTERN DISTRICT OF TENNESSEE	122			333	455
EASTERN DISTRICT OF TEXAS	178	8		116	302
NORTHERN DISTRICT OF TEXAS	314	5		179	498
SOUTHERN DISTRICT OF TEXAS	264	18		141	423



# BANKRUPTCY FILINGS BY COURT



For Bankruptcies Filed Between 08/01/2021 and 08/31/2021

COURT	CH 7	CH 11	CH 12	CH 13	TOTAL
WESTERN DISTRICT OF TEXAS	235	8	1	71	315
DISTRICT OF UTAH	293			132	425
EASTERN DISTRICT OF VIRGINIA	463	2		243	708
WESTERN DISTRICT OF VIRGINIA	160	1		72	233
DISTRICT OF THE VIRGIN ISLANDS					
DISTRICT OF VERMONT	18			3	21
EASTERN DISTRICT OF WASHINGTON	91			25	116
WESTERN DISTRICT OF WASHINGTON	264	7		46	317
EASTERN DISTRICT OF WISCONSIN	352		2	151	505
WESTERN DISTRICT OF WISCONSIN	181	1	1	30	213
NORTHERN DISTRICT OF WEST VIRGINIA	45			8	53
SOUTHERN DISTRICT OF WEST VIRGINIA	69			6	75
DISTRICT OF WYOMING	26			5	31

AIS is a Texas-based FinTech firm offering data analytics, technology and talent to support Operations and IT functions within the financial services sector. We are committed to lowering costs, improving quality and delivering faster results for our clients. Our insights, software robotics and workforce solutions drive the day-to-day work so our clients can focus on growing their business.

Using a lean Six Sigma approach, our team reviews client processes, eliminates non-value adds, and streamlines productivity. We build and share financial and legal technology to automate and optimize operational performance. We recruit, train and manage highly skilled human resources to meet project-based or full-time staffing needs.

Our clients have global access to a wide-ranging team of subject matter experts specializing in data, information technology, business operations, and legal support,. We serve a variety of industries including commercial and retail banking, automotive finance, credit card, mortgage, insurance and telecommunications.

*All rights reserved. AIS warrants that it employs all reasonable endeavours to ensure that the supplied statistical reports are substantially complete and free of errors or defects. The user acknowledges that all information contained herein is derived from public record data and from time to time, errors may occur. AIS InSight is a proprietary analytical report produced monthly by AIS. The supplied information will not be disclosed, recompiled, sold or traded, in whole or in part, to third parties unless prior written consent is obtained. AIS assumes no responsibility or liability for any decisions made as a result of using this report.*

