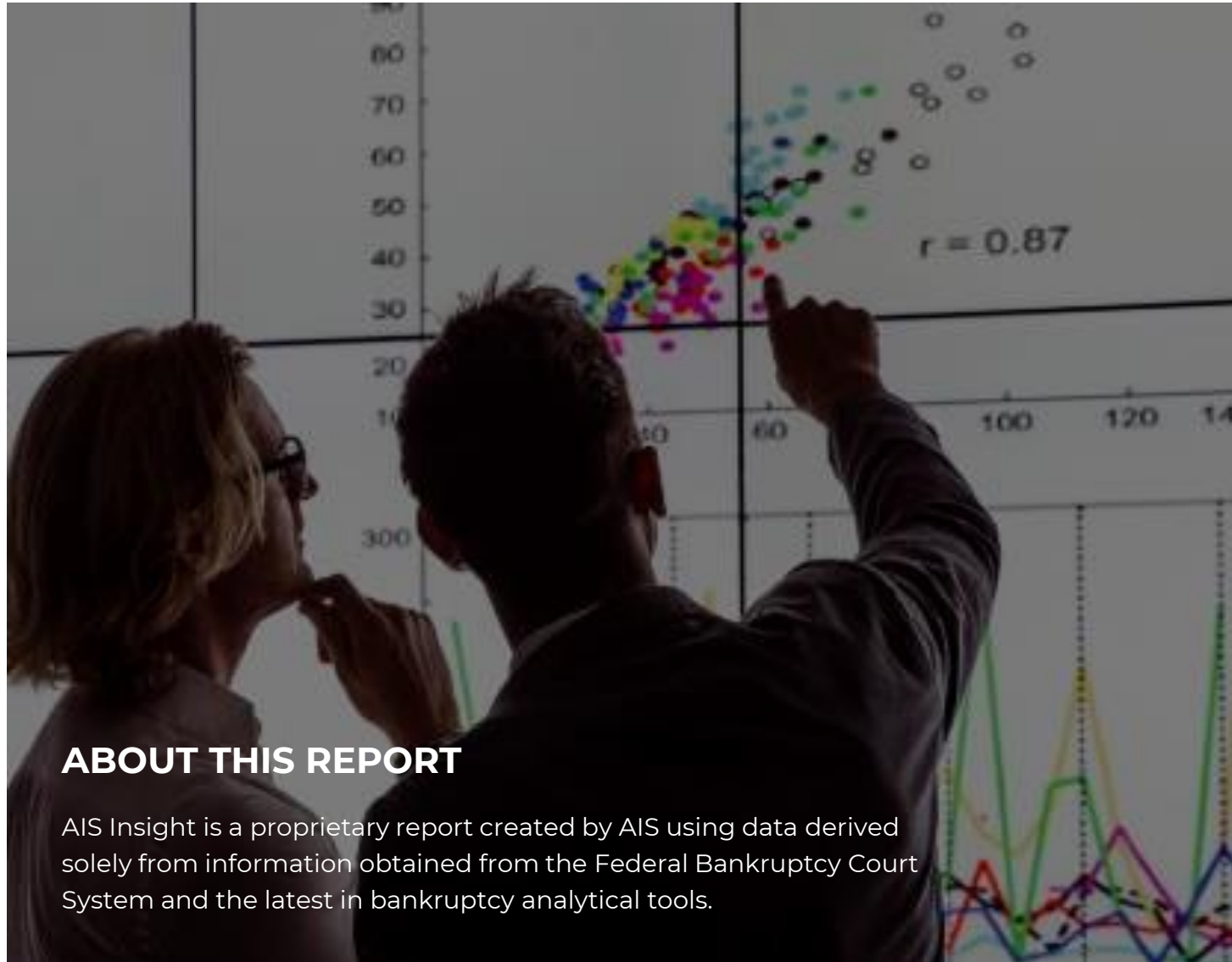


AIS Insight Report

2022 | 5th Issue | April 2022 Data



ABOUT THIS REPORT

AIS Insight is a proprietary report created by AIS using data derived solely from information obtained from the Federal Bankruptcy Court System and the latest in bankruptcy analytical tools.

TABLE OF CONTENTS

BANKRUPTCY STATISTICS SNAPSHOT	1
BANKRUPTCY FILINGS BY REGION - CHARTS	2
BANKRUPTCY FILINGS BY COURT - TABLE	3-7

PRODUCT SPOTLIGHT

BANKRUPTCY EVENT TRACKING is driven by the latest bankruptcy technology, automating docket review processes and serving as a practical alternative to other products in the market.

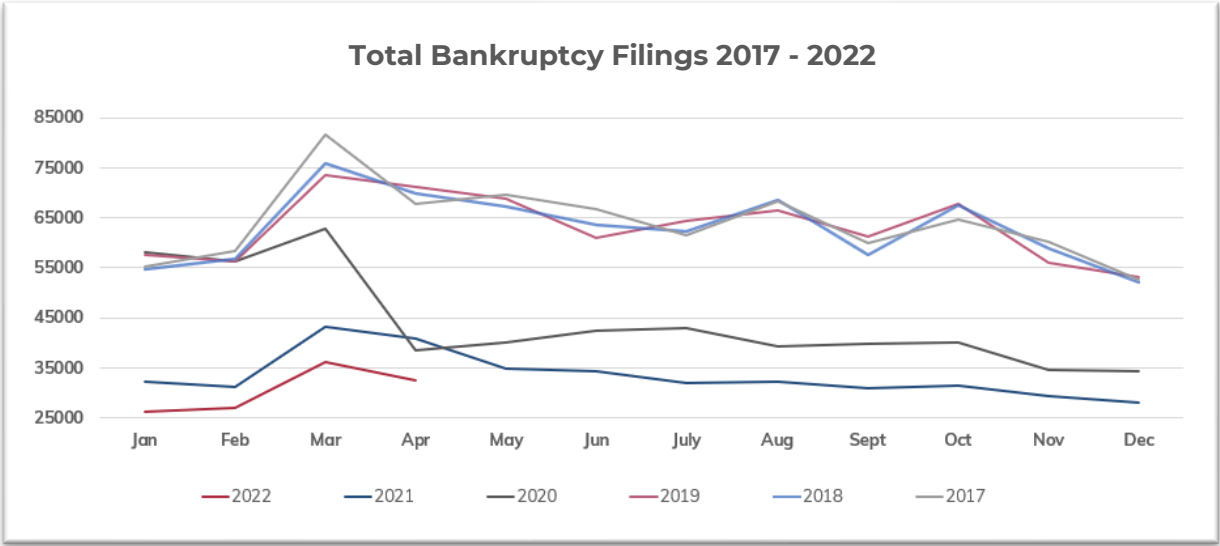
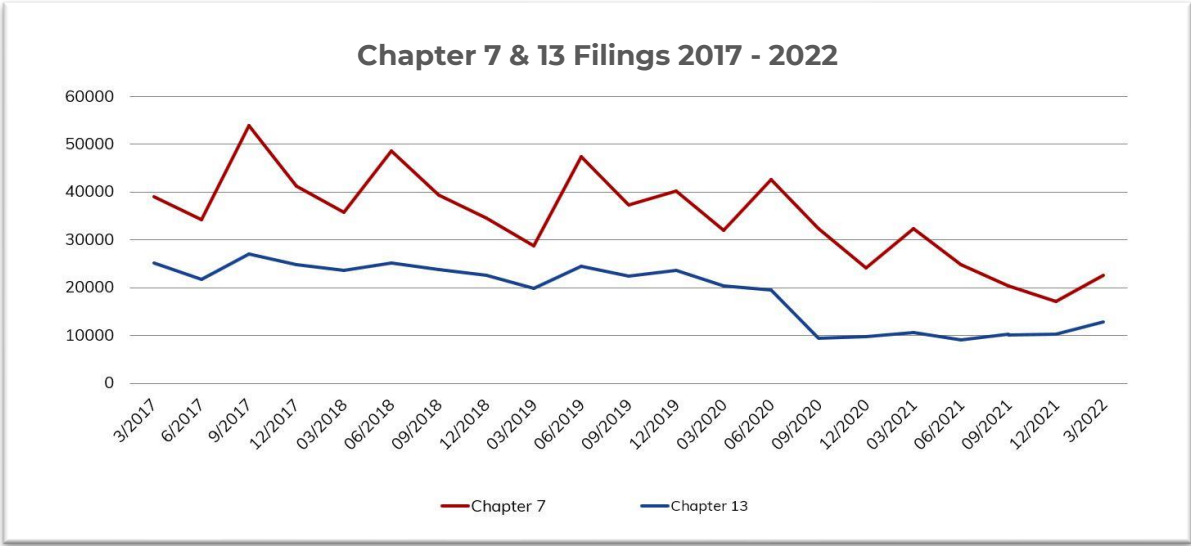
Our proprietary system notifies clients of bankruptcy filings, monitors case dockets and pushes critical activities into client-customized work queues to take immediate action.

BANKRUPTCY STATISTICS SNAPSHOT



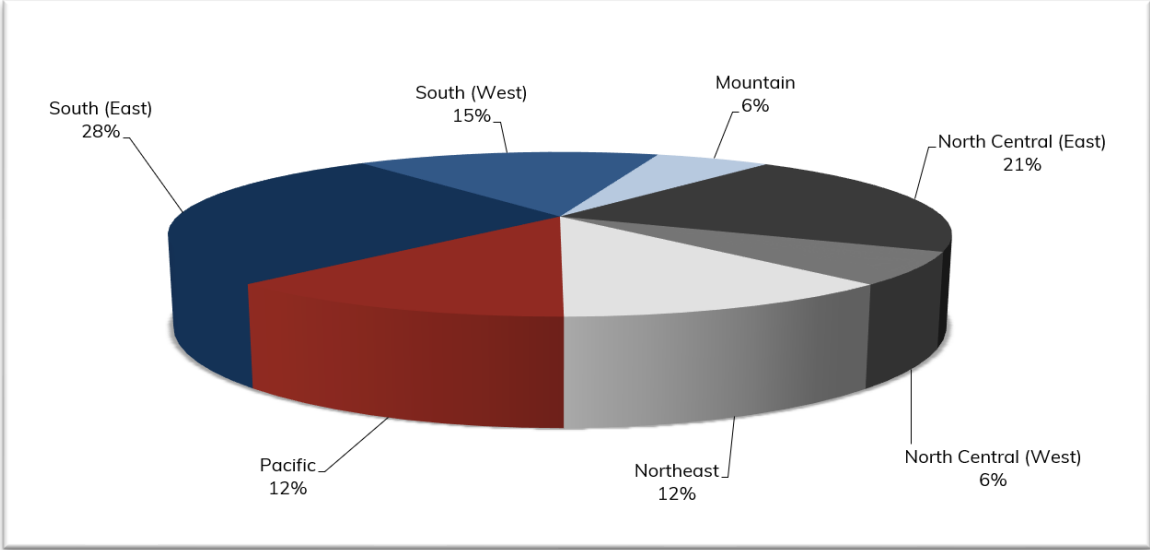
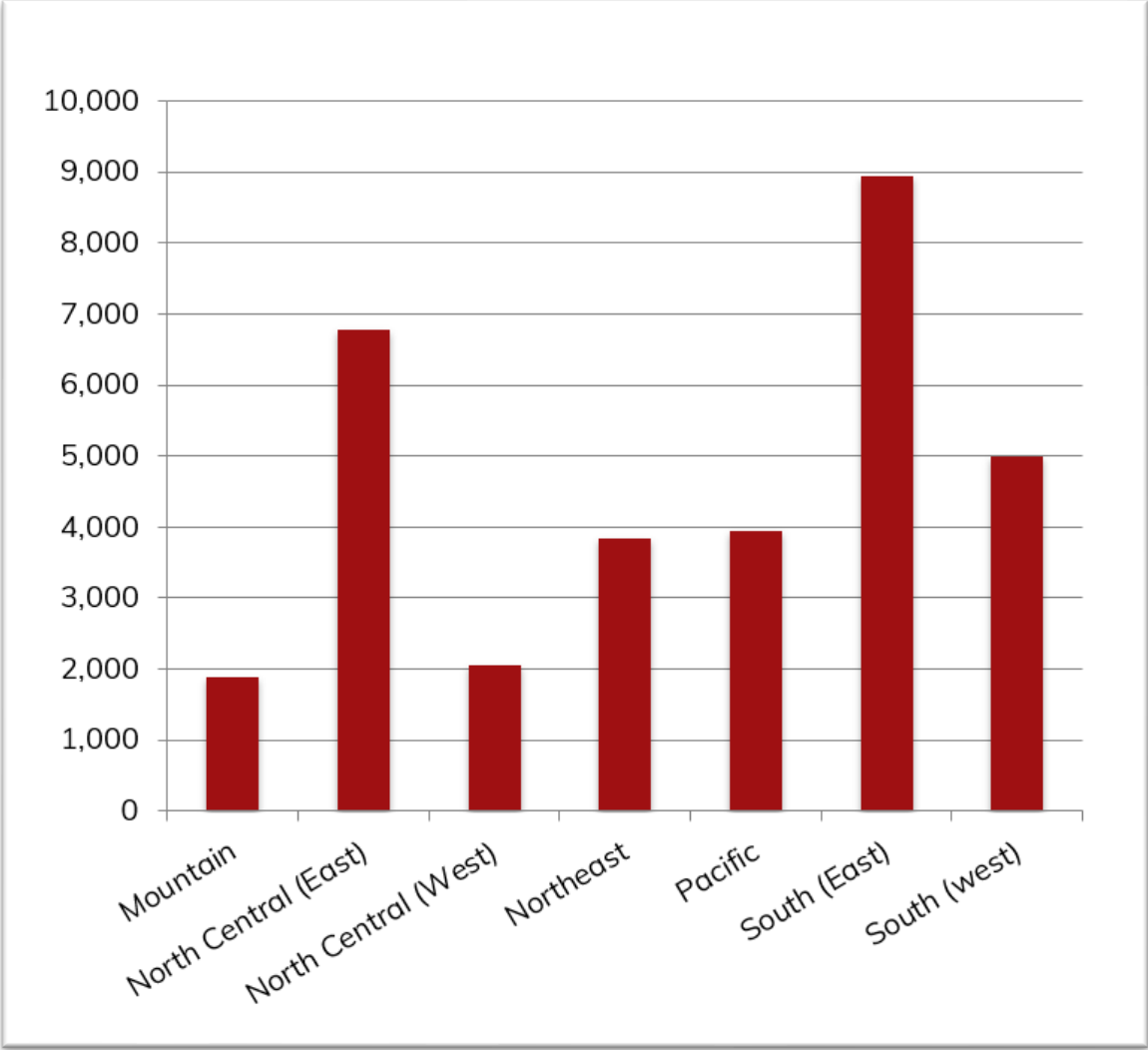
For Bankruptcies Filed Between 04/01/2022 and 04/30/2022

Total Bankruptcies Filed	32,523	Total Bankruptcies Filed last 12 months	375,267
Chapter 13	12,187	Total Bankruptcies Filed Prev. Month	36,059
Chapter 7	19,999	Total Bankruptcies Filed Prev. Year (same month)	40,938
Chapter 11	296	Increased Bankruptcies from Prev. Month Total	-3,536 (-9.81%)
Chapter 11, Subchapter V	100	Increased Bankruptcies from Prev. Year Total (same month)	-8,415 (-20.56%)



BANKRUPTCY FILINGS BY REGION

For Bankruptcies Filed Between 04/01/2022 and 04/30/2022



REGION	STATES
Mountain	Arizona, Colorado, Idaho, Montana, New Mexico, Utah, Wyoming
North Central (East)	Illinois, Indiana, Michigan, Ohio, Wisconsin
North Central (West)	Iowa, Kansas, Minnesota, Missouri, Nebraska, North Dakota, South Dakota
Northeast	Connecticut, Delaware, Maine, Massachusetts, New Hampshire, New Jersey, New York, Pennsylvania, Rhode Island, Vermont
Pacific	Alaska, California, Hawaii, Guam, Nevada, Oregon, Washington
South (East)	District of Columbia, Florida, Georgia, Kentucky, Maryland, North Carolina, Puerto Rico, South Carolina, Tennessee, Virgin Islands, Virginia, West Virginia
South (West)	Alabama, Arkansas, Louisiana, Mississippi, Oklahoma, Texas

BANKRUPTCY FILINGS BY COURT



For Bankruptcies Filed Between 04/01/2022 and 04/30/2022

COURT	CH 7	CH 11	CH 12	CH 13	TOTAL
DISTRICT OF ALASKA	9			6	15
MIDDLE DISTRICT OF ALABAMA	84	2		294	380
NORTHERN DISTRICT OF ALABAMA	326	2	1	399	728
SOUTHERN DISTRICT OF ALABAMA	54	1		191	246
EASTERN DISTRICT OF ARKANSAS	105	2		155	262
WESTERN DISTRICT OF ARKANSAS	62			83	145
DISTRICT OF ARIZONA	606	7		124	737
CENTRAL DISTRICT OF CALIFORNIA	1,223	20		223	1,466
EASTERN DISTRICT OF CALIFORNIA	432	1	3	107	543
NORTHERN DISTRICT OF CALIFORNIA	194	9		102	305
SOUTHERN DISTRICT OF CALIFORNIA	252	4		44	300
DISTRICT OF COLORADO	312	5	1	96	414
DISTRICT OF CONNECTICUT	188			40	228
DISTRICT OF WASHINGTON, D.C.	11			4	15
DISTRICT OF DELAWARE	56	21		44	121
MIDDLE DISTRICT OF FLORIDA	810	17		282	1,109
NORTHERN DISTRICT OF FLORIDA	102			33	135
SOUTHERN DISTRICT OF FLORIDA	455	10		396	861
MIDDLE DISTRICT OF GEORGIA	116			270	386
NORTHERN DISTRICT OF GEORGIA	547	7	1	628	1,183

BANKRUPTCY FILINGS BY COURT



For Bankruptcies Filed Between 04/01/2022 and 04/30/2022

COURT	CH 7	CH 11	CH 12	CH 13	TOTAL
SOUTHERN DISTRICT OF GEORGIA	47			222	269
DISTRICT OF GUAM	6			2	8
DISTRICT OF HAWAII	43			26	69
NORTHERN DISTRICT OF IOWA	68			11	79
SOUTHERN DISTRICT OF IOWA	102	5	1	21	129
DISTRICT OF IDAHO	124			10	134
CENTRAL DISTRICT OF ILLINOIS	169	2	1	50	222
NORTHERN DISTRICT OF ILLINOIS	784	6		555	1,345
SOUTHERN DISTRICT OF ILLINOIS	66			58	124
NORTHERN DISTRICT OF INDIANA	276			161	437
SOUTHERN DISTRICT OF INDIANA	476	4		230	710
DISTRICT OF KANSAS	149			147	296
EASTERN DISTRICT OF KENTUCKY	217		1	96	314
WESTERN DISTRICT OF KENTUCKY	197			202	399
EASTERN DISTRICT OF LOUISIANA	42	1		79	122
MIDDLE DISTRICT OF LOUISIANA	34			25	59
WESTERN DISTRICT OF LOUISIANA	84		1	292	377
DISTRICT OF MASSACHUSETTS	206	7		83	296
DISTRICT OF MARYLAND	385	4	1	212	602
DISTRICT OF MAINE	26			10	36

BANKRUPTCY FILINGS BY COURT



For Bankruptcies Filed Between 04/01/2022 and 04/30/2022

COURT	CH 7	CH 11	CH 12	CH 13	TOTAL
EASTERN DISTRICT OF MICHIGAN	908	2	2	352	1,264
WESTERN DISTRICT OF MICHIGAN	184	1		59	244
DISTRICT OF MINNESOTA	394	3		117	514
EASTERN DISTRICT OF MISSOURI	285	2		182	469
WESTERN DISTRICT OF MISSOURI	159			135	294
NORTHERN DISTRICT OF MISSISSIPPI	110			167	277
SOUTHERN DISTRICT OF MISSISSIPPI	181	1	1	143	326
DISTRICT OF MONTANA	49			1	50
EASTERN DISTRICT OF NORTH CAROLINA	53	2		160	215
MIDDLE DISTRICT OF NORTH CAROLINA	65			80	145
WESTERN DISTRICT OF NORTH CAROLINA	50	1		55	106
DISTRICT OF NORTH DAKOTA	29			3	32
DISTRICT OF NEBRASKA	125	1		51	177
DISTRICT OF NEW HAMPSHIRE	36			22	58
DISTRICT OF NEW JERSEY	490	21		405	916
DISTRICT OF NEW MEXICO	76			17	93
DISTRICT OF NEVADA	376	7		67	450
EASTERN DISTRICT OF NEW YORK	322	31		186	539
NORTHERN DISTRICT OF NEW YORK	210		1	67	278
SOUTHERN DISTRICT OF NEW YORK	207	14	1	82	304

BANKRUPTCY FILINGS BY COURT



For Bankruptcies Filed Between 04/01/2022 and 04/30/2022

COURT	CH 7	CH 11	CH 12	CH 13	TOTAL
WESTERN DISTRICT OF NEW YORK	122	1		54	177
NORTHERN DISTRICT OF OHIO	762	1		167	930
SOUTHERN DISTRICT OF OHIO	522	1		212	735
EASTERN DISTRICT OF OKLAHOMA	47			5	52
NORTHERN DISTRICT OF OKLAHOMA	89			11	100
WESTERN DISTRICT OF OKLAHOMA	221	1		45	267
DISTRICT OF OREGON	265	1		57	323
EASTERN DISTRICT OF PENNSYLVANIA	128	1		152	281
MIDDLE DISTRICT OF PENNSYLVANIA	134		1	84	219
WESTERN DISTRICT OF PENNSYLVANIA	212	2		86	300
DISTRICT OF PUERTO RICO	115			179	294
DISTRICT OF RHODE ISLAND	64			13	77
DISTRICT OF SOUTH CAROLINA	126			185	311
DISTRICT OF SOUTH DAKOTA	49			6	55
EASTERN DISTRICT OF TENNESSEE	305			217	522
MIDDLE DISTRICT OF TENNESSEE	202	3		162	367
WESTERN DISTRICT OF TENNESSEE	141	1		420	562
EASTERN DISTRICT OF TEXAS	121	2		138	261
NORTHERN DISTRICT OF TEXAS	310	13	1	255	579
SOUTHERN DISTRICT OF TEXAS	190	31		254	475

BANKRUPTCY FILINGS BY COURT



For Bankruptcies Filed Between 04/01/2022 and 04/30/2022

COURT	CH 7	CH 11	CH 12	CH 13	TOTAL
WESTERN DISTRICT OF TEXAS	208	3		123	334
DISTRICT OF UTAH	263			148	411
EASTERN DISTRICT OF VIRGINIA	435	1		328	764
WESTERN DISTRICT OF VIRGINIA	142			98	240
DISTRICT OF THE VIRGIN ISLANDS					
DISTRICT OF VERMONT	11			1	12
EASTERN DISTRICT OF WASHINGTON	100		1	24	125
WESTERN DISTRICT OF WASHINGTON	260	3		87	350
EASTERN DISTRICT OF WISCONSIN	325	5		208	538
WESTERN DISTRICT OF WISCONSIN	165	1		60	226
NORTHERN DISTRICT OF WEST VIRGINIA	60			10	70
SOUTHERN DISTRICT OF WEST VIRGINIA	59	1		9	69
DISTRICT OF WYOMING	44	1		10	55

AIS is a Texas-based FinTech firm offering data analytics, technology and talent to support Operations and IT functions within the financial services sector. We are committed to lowering costs, improving quality and delivering faster results for our clients. Our insights, software robotics and workforce solutions drive the day-to-day work so our clients can focus on growing their business.

Using a lean Six Sigma approach, our team reviews client processes, eliminates non-value adds, and streamlines productivity. We build and share financial and legal technology to automate and optimize operational performance. We recruit, train and manage highly skilled human resources to meet project-based or full-time staffing needs.

Our clients have global access to a wide-ranging team of subject matter experts specializing in data, information technology, business operations, and legal support,. We serve a variety of industries including commercial and retail banking, automotive finance, credit card, mortgage, insurance and telecommunications.

All rights reserved. AIS warrants that it employs all reasonable endeavours to ensure that the supplied statistical reports are substantially complete and free of errors or defects. The user acknowledges that all information contained herein is derived from public record data and from time to time, errors may occur. AIS InSight is a proprietary analytical report produced monthly by AIS. The supplied information will not be disclosed, recompiled, sold or traded, in whole or in part, to third parties unless prior written consent is obtained. AIS assumes no responsibility or liability for any decisions made as a result of using this report.

