



Background image showing a meeting with people looking at a tablet and documents. The scene is dimly lit, focusing on the hands and the devices.



HIGHER QUALITY.
LOWER COST.
FASTER DELIVERY.

AIS Insight Report

2020 | 5th Issue | April Data

TABLE OF CONTENTS


Bankruptcy Statistics Snapshot	3
Bankruptcy Filings by Region - Charts	4
Bankruptcy Filings by Court – Table	5



PRODUCT SPOTLIGHT

BANKRUPTCY EVENT TRACKING is driven by the latest bankruptcy technology, automating docket review processes and serving as a practical alternative to other products in the market.

- **Notifies clients of bankruptcy filings**
- **Monitors case dockets**
- **Pushes critical docket activities into client-customized work queues so the appropriate personnel can take immediate action**
- **Ability to conduct case searches and view court documents**



AIS Insight is a proprietary report created by AIS using data derived solely from information obtained from the Federal Bankruptcy Court System and the latest in bankruptcy analytical tools.

AIS

Higher Quality. Lower Cost. Faster Delivery.

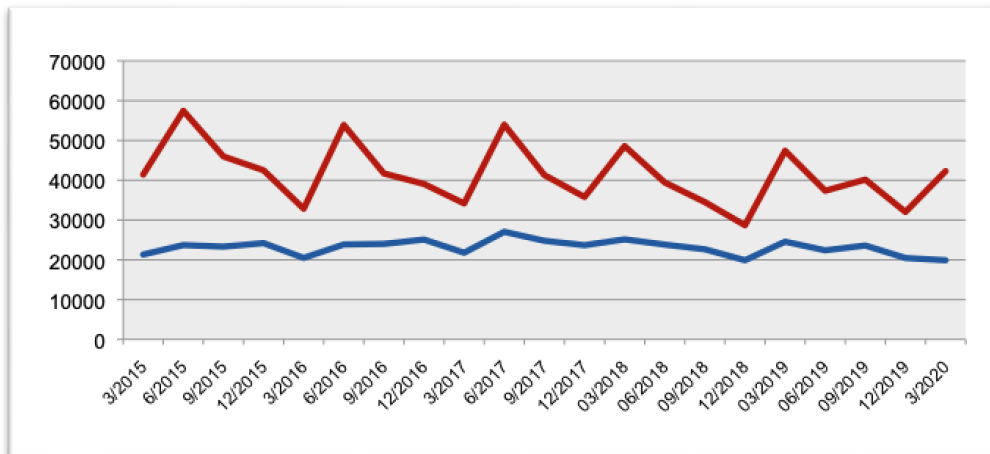
www.americaninfosource.com

877.247.7253 • Houston, Texas

BANKRUPTCY STATISTICS SNAPSHOT

April 2020

Total Bankruptcies Filed	38,421	Total Bankruptcies Filed last 12 months	714,425
Chapter 13	9,512	Total Bankruptcies Filed prev. Month	62,846
Chapter 7	28,239	Total Bankruptcies Filed prev. Year (same month)	71,284
Increase from Previous Month	-38.86%	Increased Bankruptcies from prev. Month Total	-24,425
Increase from Previous Year (same month)	-46.10%	Increased Bankruptcies from prev. Year Total (same month)	-32,863



About this chart

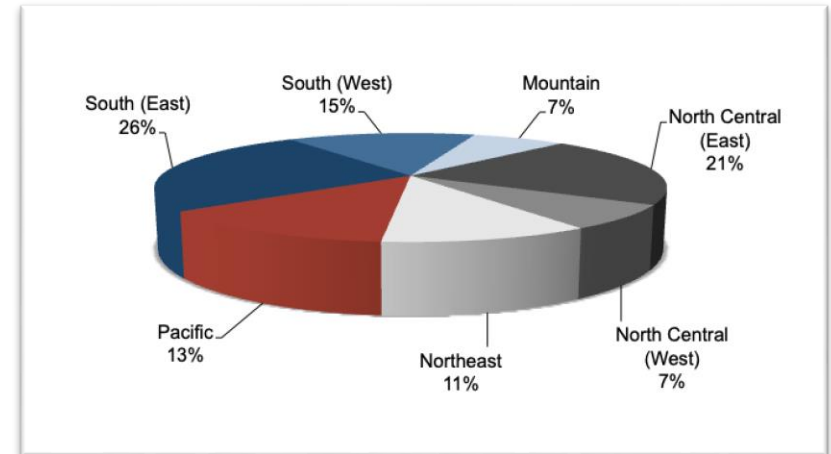
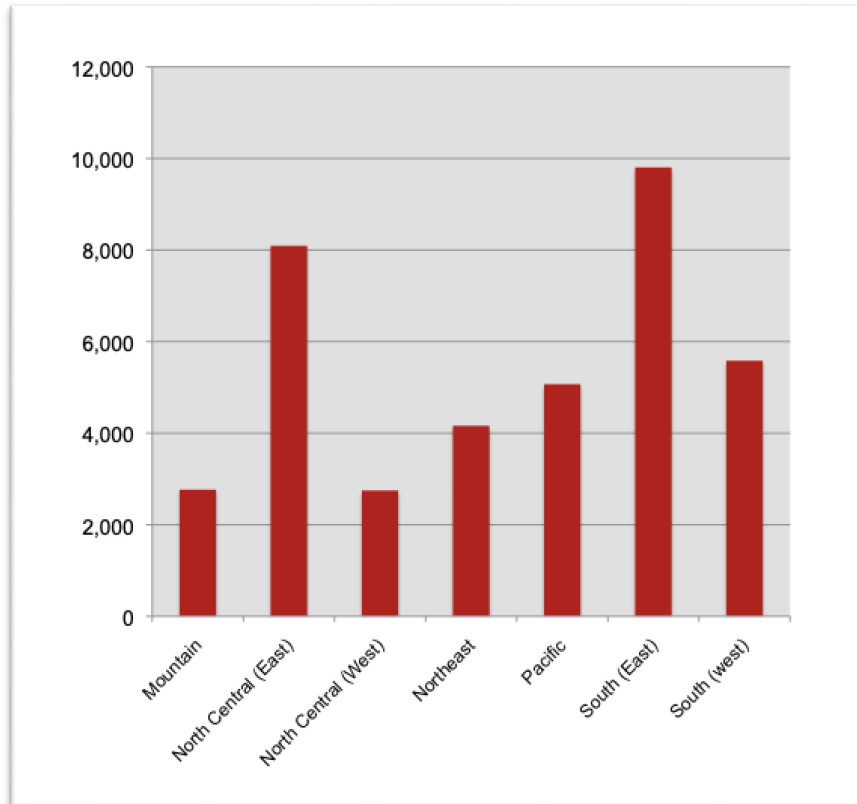


This chart shows Ch7 & Ch13 bankruptcies filed over a five-year period

Source: AIS Internal Statistics

BANKRUPTCY FILINGS BY REGION

For Bankruptcies Filed Between 04/1/2020 and 04/30/2020



About these charts

REGION	STATES
Mountain	Arizona, Colorado, Idaho, Montana, New Mexico, Utah, Wyoming
North Central (East)	Illinois, Indiana, Michigan, Ohio, Wisconsin
North Central (West)	Iowa, Kansas, Minnesota, Missouri, Nebraska, North Dakota, South Dakota
Northeast	Connecticut, Delaware, Maine, Massachusetts, New Hampshire, New Jersey, New York, Pennsylvania, Rhode Island, Vermont
Pacific	Alaska, California, Hawaii, Guam, Nevada, Oregon, Washington
South (East)	District of Columbia, Florida, Georgia, Kentucky, Maryland, North Carolina, Puerto Rico, South Carolina, Tennessee, Virgin Islands, Virginia, West Virginia
South (West)	Alabama, Arkansas, Louisiana, Mississippi, Oklahoma, Texas

BANKRUPTCY FILINGS BY COURT

For Bankruptcies Filed Between 04/1/2020 and 04/30/2020

COURT	CH 7	CH 11	CH 12	CH 13	TOTAL
DISTRICT OF ALASKA	22			2	24
MIDDLE DISTRICT OF ALABAMA	150			282	432
NORTHERN DISTRICT OF ALABAMA	455	1		292	748
SOUTHERN DISTRICT OF ALABAMA	95	1		155	251
EASTERN DISTRICT OF ARKANSAS	234	1		155	390
WESTERN DISTRICT OF ARKANSAS	144			70	214
DISTRICT OF ARIZONA	876	9		143	1,028
CENTRAL DISTRICT OF CALIFORNIA	1,471	11		173	1,655
EASTERN DISTRICT OF CALIFORNIA	645	5		129	779
NORTHERN DISTRICT OF CALIFORNIA	251	12		102	365
SOUTHERN DISTRICT OF CALIFORNIA	399	2		49	450
DISTRICT OF COLORADO	525	7	1	109	642
DISTRICT OF CONNECTICUT	326	1		21	348
DISTRICT OF WASHINGTON, D.C.	26			2	28
DISTRICT OF DELAWARE	91	179		29	299
MIDDLE DISTRICT OF FLORIDA	1,189	20	1	223	1,433
NORTHERN DISTRICT OF FLORIDA	122	2	1	10	135
SOUTHERN DISTRICT OF FLORIDA	528	40		248	816
MIDDLE DISTRICT OF GEORGIA	185	2	2	179	368
NORTHERN DISTRICT OF GEORGIA	709	4		438	1,151

Continued on next page

BANKRUPTCY FILINGS BY COURT

For Bankruptcies Filed Between 04/1/2020 and 04/30/2020

COURT	CH 7	CH 11	CH 12	CH 13	TOTAL
SOUTHERN DISTRICT OF GEORGIA	67			136	203
DISTRICT OF GUAM					
DISTRICT OF HAWAII	81			31	112
NORTHERN DISTRICT OF IOWA	142			6	148
SOUTHERN DISTRICT OF IOWA	200			15	215
DISTRICT OF IDAHO	209	1	1	14	225
CENTRAL DISTRICT OF ILLINOIS	271			46	317
NORTHERN DISTRICT OF ILLINOIS	1,344	11		431	1,786
SOUTHERN DISTRICT OF ILLINOIS	145			50	195
NORTHERN DISTRICT OF INDIANA	393			103	496
SOUTHERN DISTRICT OF INDIANA	512	1	2	219	734
DISTRICT OF KANSAS	179		2	126	307
EASTERN DISTRICT OF KENTUCKY	318	1		85	404
WESTERN DISTRICT OF KENTUCKY	248	1		125	374
EASTERN DISTRICT OF LOUISIANA	54			65	119
MIDDLE DISTRICT OF LOUISIANA	35			15	50
WESTERN DISTRICT OF LOUISIANA	101		3	213	317
DISTRICT OF MASSACHUSETTS	189	1		56	246
DISTRICT OF MARYLAND	665	4		130	799
DISTRICT OF MAINE	61	1		19	81

Continued on next page

BANKRUPTCY FILINGS BY COURT

For Bankruptcies Filed Between 04/1/2020 and 04/30/2020

COURT	CH 7	CH 11	CH 12	CH 13	TOTAL
EASTERN DISTRICT OF MICHIGAN	887	1		217	1,105
WESTERN DISTRICT OF MICHIGAN	241	1		47	289
DISTRICT OF MINNESOTA	555	3	3	122	683
EASTERN DISTRICT OF MISSOURI	446	1	1	118	566
WESTERN DISTRICT OF MISSOURI	279		1	118	398
NORTHERN DISTRICT OF MISSISSIPPI	146	6	3	123	278
SOUTHERN DISTRICT OF MISSISSIPPI	244	3		116	363
DISTRICT OF MONTANA	73		1	8	82
EASTERN DISTRICT OF NORTH CAROLINA	162			210	372
MIDDLE DISTRICT OF NORTH CAROLINA	114	1		87	202
WESTERN DISTRICT OF NORTH CAROLINA	119	1		58	178
DISTRICT OF NORTH DAKOTA	65	1		8	74
DISTRICT OF NEBRASKA	217		3	58	278
DISTRICT OF NEW HAMPSHIRE	82			17	99
DISTRICT OF NEW JERSEY	706	3		216	925
DISTRICT OF NEW MEXICO	168	4		21	193
DISTRICT OF NEVADA	412	5		44	461
EASTERN DISTRICT OF NEW YORK	285	11		30	326
NORTHERN DISTRICT OF NEW YORK	280			43	323
SOUTHERN DISTRICT OF NEW YORK	202	131		33	366

Continued on next page

BANKRUPTCY FILINGS BY COURT

For Bankruptcies Filed Between 04/1/2020 and 04/30/2020

COURT	CH 7	CH 11	CH 12	CH 13	TOTAL
WESTERN DISTRICT OF NEW YORK	114	1		29	144
NORTHERN DISTRICT OF OHIO	1,063	1		142	1,206
SOUTHERN DISTRICT OF OHIO	812		1	242	1,055
EASTERN DISTRICT OF OKLAHOMA	103			4	107
NORTHERN DISTRICT OF OKLAHOMA	147			11	158
WESTERN DISTRICT OF OKLAHOMA	282			44	326
DISTRICT OF OREGON	446			96	542
EASTERN DISTRICT OF PENNSYLVANIA	227	3		84	314
MIDDLE DISTRICT OF PENNSYLVANIA	161			56	217
WESTERN DISTRICT OF PENNSYLVANIA	297	2		55	354
DISTRICT OF PUERTO RICO	65			98	163
DISTRICT OF RHODE ISLAND	81			10	91
DISTRICT OF SOUTH CAROLINA	196	1		168	365
DISTRICT OF SOUTH DAKOTA	74	1		2	77
EASTERN DISTRICT OF TENNESSEE	401			167	568
MIDDLE DISTRICT OF TENNESSEE	238	1		155	394
WESTERN DISTRICT OF TENNESSEE	165			240	405
EASTERN DISTRICT OF TEXAS	197	2		110	309
NORTHERN DISTRICT OF TEXAS	389	12	3	237	641
SOUTHERN DISTRICT OF TEXAS	249	62	1	140	452

Continued on next page

BANKRUPTCY FILINGS BY COURT

For Bankruptcies Filed Between 04/1/2020 and 04/30/2020

COURT	CH 7	CH 11	CH 12	CH 13	TOTAL
WESTERN DISTRICT OF TEXAS	324	5		98	427
DISTRICT OF UTAH	349	2		190	541
EASTERN DISTRICT OF VIRGINIA	659			284	943
WESTERN DISTRICT OF VIRGINIA	211	3		93	307
DISTRICT OF THE VIRGIN ISLANDS					
DISTRICT OF VERMONT	23			5	28
EASTERN DISTRICT OF WASHINGTON	155			29	184
WESTERN DISTRICT OF WASHINGTON	399	2		96	497
EASTERN DISTRICT OF WISCONSIN	496	2	1	169	668
WESTERN DISTRICT OF WISCONSIN	208		3	29	240
NORTHERN DISTRICT OF WEST VIRGINIA	90			12	102
SOUTHERN DISTRICT OF WEST VIRGINIA	87	2		6	95
DISTRICT OF WYOMING	52			3	55

2020 AIS Insight

AIS is a global process and software engineering company committed to delivering high-quality solutions, on time and at a great value. We offer strategic sourcing alternatives to help organizations manage economic uncertainties, regulatory pressures and market difficulties. Utilizing our industry and operations expertise, we provide a complete suite of services across a variety of business processes and platforms. We specialize in identifying waste and inefficiency in existing programs and utilize a lean approach to reengineer processes and deploy technology to improve performance and controls while reducing costs. Our core competencies include: Data & Predictive Analytics, Software & Technology, Account Services, Legal Support Services and Business Process Services. Banks, credit card issuers, auto and mortgage financiers, healthcare and telecom all rely on AIS for guidance.

Contact Information

Product Sales: contactnow@americaninfosource.com

AIS InSight Feedback: insight@americaninfosource.com

Email contactnow@americaninfosource.com today to inquire about our data, technology and outsourcing solutions.

[Back to Page 1](#)